

Event: Mazda GP of Alabama
Track: Barber Motorsports Park
Report: Section Data Report
Session: Practice 1

Round 4 / 5
2.3 mile(s)
Pro Mazda
April 24, 2015



Section Data for Car 10 - Latorre, Florian (R)

Lap	T/SF to I1	I1 to I2	I2 to I3	I2 to I3A	I3A to I3	I3 to I4	I4 to I5	I4 to I5A	I5A to I5	I5 to I6	I6 to I7	I7 to I8	I8 to SF	Lap	PI to PO	
1	T	2.5387	12.1348	15.1191	8.7208	6.3983	9.7034	13.5830	8.5495	5.0335	7.1821	6.6796	6.9714	11.3375	85.2496	
	S	119.782	85.517	89.967	110.082	62.552	106.945	87.994	76.001	108.365	125.596	107.178	86.359	93.936	97.127	
2	T	2.4682	11.4585	14.8098	8.5447	6.2651	9.5497	13.2585	8.2608	4.9977	7.1172	6.5305	6.4482	11.0616	82.7022	
	S	123.204	90.564	91.846	112.350	63.882	108.666	90.148	78.657	109.141	126.742	109.625	93.366	96.279	100.118	
3	T	2.4379	11.3287	14.6734	8.4962	6.1772	9.5072	13.2489	8.2644	4.9845	7.0955	6.4610	6.3319	10.8160	81.9005	
	S	124.735	91.602	92.700	112.992	64.791	109.152	90.213	78.623	109.430	127.129	110.805	95.081	98.465	101.098	
4	T	2.4427	11.4672	14.9272	8.6409	6.2863	9.6139	13.4790	8.4716	5.0074	7.1308	6.9892	6.3480	10.8717	83.2697	
	S	124.490	90.495	91.124	111.100	63.667	107.940	88.673	76.700	108.930	126.500	102.431	94.840	97.961	99.436	
5	T			14.8349	8.5985	6.2364	9.5233	13.2502	8.2683	4.9819	7.1095	6.4857			260.5036	178.3479
	S			91.691	111.647	64.176	108.967	90.204	78.586	109.487	126.879	110.383			31.785	4.901
6	T	2.4418	11.1842	14.6397	8.5243	6.1154	9.4811	13.2322	8.2526	4.9796	7.0946	6.3078	6.3283	10.8511	81.5608	
	S	124.536	92.785	92.914	112.619	65.446	109.452	90.327	78.736	109.538	127.145	113.496	95.135	98.147	101.519	
7	T	2.4359	11.2724	14.5679	8.4946	6.0733	9.4612	13.2417	8.2579	4.9838	7.0993	6.3514	6.2294	10.8493	81.5085	
	S	124.837	92.059	93.372	113.013	65.899	109.682	90.262	78.685	109.446	127.061	112.717	96.646	98.163	101.584	
8	T	2.8179	12.2093	15.0100	8.6985	6.3115	9.6950	13.5722	8.5719	5.0003	7.1257	6.9491	6.2836	12.1936	85.8564	
	S	107.914	84.995	90.621	110.364	63.412	107.037	88.064	75.803	109.084	126.590	103.022	95.812	87.341	96.440	
9	T			14.8917	8.6748	6.2169	9.5085	13.3052	8.3368	4.9684	7.0700	6.4263			272.2570	191.2581
	S			91.341	110.665	64.377	109.137	89.832	77.940	109.785	127.588	111.403			30.412	4.570
10	T	2.4418	11.2845	14.5931	8.4996	6.0935	9.5001	13.2394	8.2113	5.0281	7.1019	6.4468	6.2344	10.9288	81.7708	
	S	124.536	91.960	93.210	112.946	65.681	109.233	90.278	79.132	108.481	127.015	111.049	96.568	97.449	101.259	
11	T	2.4469	11.2937	14.9786	8.6997	6.2789	9.8546	13.9629	8.9576	5.0053	7.2530	7.5865	6.3171	10.7903	84.4836	
	S	124.276	91.886	90.811	110.349	63.742	105.304	85.600	72.539	108.975	124.369	94.366	95.304	98.700	98.007	

Event: Mazda GP of Alabama
Track: Barber Motorsports Park
Report: Section Data Report
Session: Practice 1

Round 4 / 5
2.3 mile(s)
Pro Mazda
April 24, 2015



Section Data for Car 10 - Latorre, Florian (R)

Lap	T/SPO to SF	SF to PI
1	T 98.6375	
	S 80.253	
2	T	
	S	
3	T	
	S	
4	T 83.1537	
	S 91.826	
5	T 82.2314	
	S 96.264	
6	T	
	S	
7	T	
	S	
8	T 83.6192	
	S 91.315	
9	T 81.9221	
	S 96.627	
10	T	
	S	
11	T 86.3167	
	S 88.461	

Event: Mazda GP of Alabama
Track: Barber Motorsports Park
Report: Section Data Report
Session: Practice 1

Round 4 / 5
2.3 mile(s)
Pro Mazda
April 24, 2015



Section Data for Car 13 - Eberle(E), Bobby

Lap	T/SF to I1	I1 to I2	I2 to I3	I2 to I3A	I3A to I3	I3 to I4	I4 to I5	I4 to I5A	I5A to I5	I5 to I6	I6 to I7	I7 to I8	I8 to SF	Lap	PI to PO	
1	T	2.8470	12.9476	15.6299	8.9926	6.6373	10.3840	14.9209	9.7265	5.1944	7.8491	7.6701	8.2755	12.5772	93.1013	
	S	106.811	80.148	87.027	106.754	60.300	99.935	80.104	66.804	105.008	114.923	93.338	72.750	84.677	88.935	
2	T	2.7252	12.5469	15.3237	8.7832	6.5405	9.8988	14.0383	8.9180	5.1203	7.5122	7.4175	6.9704	12.2703	88.7033	
	S	111.585	82.708	88.766	109.300	61.192	104.834	85.140	72.861	106.528	120.077	96.516	86.372	86.795	93.345	
3	T	2.6888	12.3903	15.3119	8.8682	6.4437	9.7700	13.9682	8.8502	5.1180	7.3282	7.3322	7.4761	13.3324	89.5981	
	S	113.095	83.753	88.835	108.252	62.111	106.216	85.568	73.419	106.576	123.092	97.639	80.529	79.881	92.413	
4	T	2.6051	12.0050	15.2311	8.8068	6.4243	9.7571	13.7020	8.6022	5.0998	7.2934	7.2990	6.7172	11.4280	86.0379	
	S	116.729	86.441	89.306	109.007	62.299	106.356	87.230	75.536	106.956	123.680	98.083	89.627	93.192	96.237	
5	T	2.5455	12.0119	15.1640	8.8051	6.3589	9.7386	13.8884	8.7790	5.1094	7.4535	7.5875	6.5884	11.2830	86.2608	
	S	119.462	86.392	89.701	109.028	62.940	106.558	86.059	74.014	106.755	121.023	94.354	91.380	94.390	95.988	
6	T	2.5621	11.8236	15.2006	8.6484	6.5522	9.7709	13.7629	8.6844	5.0785	7.2872	7.1818	6.6846	11.3741	85.6478	
	S	118.688	87.767	89.485	111.003	61.083	106.206	86.844	74.821	107.405	123.785	99.684	90.065	93.634	96.675	
7	T	2.5778	11.9483	14.9359	8.6764	6.2595	9.6710	13.5958	8.5294	5.0664	7.2629	7.0148	6.6141	11.2587	84.8793	
	S	117.965	86.851	91.071	110.645	63.939	107.303	87.912	76.180	107.661	124.199	102.057	91.025	94.594	97.550	
8	T	2.5602	11.9800	14.9394	8.6355	6.3039	9.6380	13.5884	8.5223	5.0661	7.2395	7.0013	6.4123	11.2407	84.5998	
	S	118.776	86.622	91.050	111.169	63.489	107.670	87.959	76.244	107.668	124.601	102.254	93.889	94.745	97.873	
9	T	2.5692	11.7569	14.9755	8.6546	6.3209	9.7217	13.5644	8.4924	5.0720	7.2680	6.9219	6.6049	11.2011	84.5836	
	S	118.360	88.265	90.830	110.924	63.318	106.743	88.115	76.512	107.542	124.112	103.427	91.151	95.080	97.891	
10	T	2.5299	11.7602	14.9025	8.6132	6.2893	9.7108	13.5847	8.5149	5.0698	7.2675	6.8827	6.4526	11.1606	84.2515	
	S	120.199	88.241	91.275	111.457	63.636	106.863	87.983	76.310	107.589	124.120	104.016	93.303	95.425	98.277	
11	T	2.5374	11.8278	15.0675	8.6310	6.4365	10.0322	13.7867	8.6734	5.1133	7.2744	7.0423	6.4418	11.2771	85.2872	
	S	119.844	87.736	90.276	111.227	62.181	103.440	86.694	74.916	106.674	124.003	101.658	93.459	94.439	97.084	
12	T			15.2167	8.7531	6.4636	9.8127	13.5747	8.4937	5.0810	7.2637	7.1275			221.2553	130.5128
	S			89.390	109.675	61.920	105.753	88.048	76.501	107.352	124.185	100.443			37.423	6.697
13	T	2.6119	12.7608	15.4382	8.9033	6.5349	10.2904	16.3383	9.9238	6.4145	9.3008	8.7376	6.4456	12.3811	94.3047	
	S	116.425	81.321	88.108	107.825	61.245	100.844	73.155	65.476	85.035	96.986	81.934	93.404	86.018	87.801	

Event: Mazda GP of Alabama
Track: Barber Motorsports Park
Report: Section Data Report
Session: Practice 1

Round 4 / 5
 2.3 mile(s)
 Pro Mazda
 April 24, 2015



Section Data for Car 13 - Eberle(E), Bobby

Lap	T/SPO to SF	SF to PI
1	T	105.0199
	S	75.375
2	T	
	S	
3	T	
	S	
4	T	
	S	
5	T	
	S	
6	T	
	S	
7	T	
	S	
8	T	
	S	
9	T	
	S	
10	T	
	S	
11	T	89.6347
	S	85.187
12	T	87.5028
	S	90.465
13	T	96.0988
	S	79.457

Event: Mazda GP of Alabama
Track: Barber Motorsports Park
Report: Section Data Report
Session: Practice 1

Round 4 / 5
2.3 mile(s)
Pro Mazda
April 24, 2015



Section Data for Car 14 - Latif, Alessandro (R)

Lap	T/SF to I1	I1 to I2	I2 to I3	I2 to I3A	I3A to I3	I3 to I4	I4 to I5	I4 to I5A	I5A to I5	I5 to I6	I6 to I7	I7 to I8	I8 to SF	Lap	PO to SF	
1	T	2.5529	12.1366	15.1260	8.6082	6.5178	9.7611	13.8963	8.8481	5.0482	7.2004	7.1195	6.9242	11.5499	86.2669	89.7916
	S	119.116	85.504	89.926	111.522	61.405	106.313	86.010	73.436	108.049	125.277	100.556	86.948	92.209	95.981	88.159
2	T	2.4766	11.7898	14.9065	8.5428	6.3637	9.5967	13.7184	8.6851	5.0333	7.1559	6.8004	6.6200	11.2116	84.2759	
	S	122.786	88.019	91.251	112.375	62.892	108.134	87.126	74.815	108.369	126.056	105.275	90.943	94.991	98.249	
3	T	2.4667	11.7492	14.6657	8.4626	6.2031	9.5448	13.4557	8.4507	5.0050	7.1113	6.7345	6.3304	10.9765	83.0348	
	S	123.278	88.323	92.749	113.440	64.521	108.722	88.827	76.890	108.982	126.847	106.305	95.104	97.025	99.717	
4	T	2.4644	11.5104	14.6033	8.4371	6.1662	9.4822	13.4475	8.4400	5.0075	7.1003	6.7023	6.2730	11.0113	82.5947	
	S	123.393	90.156	93.145	113.783	64.907	109.440	88.881	76.987	108.928	127.043	106.815	95.974	96.719	100.249	
5	T	2.4377	11.4051	14.7270	8.4455	6.2815	9.5056	13.5259	8.4514	5.0745	7.1355	6.6506	6.2864	10.8044	82.4782	
	S	124.745	90.988	92.363	113.670	63.715	109.170	88.366	76.883	107.489	126.417	107.646	95.770	98.571	100.390	
6	T	2.4301	11.4828	14.6467	8.4486	6.1981	9.4795	13.4537	8.4419	5.0118	7.1278	6.7324	6.2594	10.8108	82.4232	
	S	125.135	90.372	92.869	113.628	64.573	109.471	88.840	76.970	108.834	126.553	106.338	96.183	98.513	100.457	
7	T	2.4237	11.3884	14.6550	8.4499	6.2051	9.4135	13.2307	8.2663	4.9644	7.0697	6.7575	6.4045	10.7167	82.0597	
	S	125.466	91.121	92.817	113.611	64.500	110.238	90.337	78.605	109.873	127.593	105.943	94.004	99.378	100.902	
8	T	2.4195	14.1739	14.9136	8.6599	6.2537	9.4723	13.6605	8.5855	5.0750	7.1933	6.8349	6.3961	10.7269	85.7910	
	S	125.683	73.214	91.207	110.856	63.998	109.554	87.495	75.683	107.479	125.401	104.743	94.127	99.283	96.514	
9	T	2.4371	11.5785	14.5850	8.4615	6.1235	9.4601	13.3865	8.3352	5.0513	7.1165	6.7313	6.2879	10.7861	82.3690	
	S	124.776	89.625	93.262	113.455	65.359	109.695	89.286	77.955	107.983	126.754	106.355	95.747	98.738	100.523	
10	T	2.4359	11.4961	14.7054	8.4657	6.2397	9.4563	13.4135	8.4029	5.0106	7.0915	6.6665	6.3220	10.7637	82.3509	
	S	124.837	90.268	92.498	113.399	64.142	109.739	89.106	77.327	108.860	127.201	107.389	95.230	98.944	100.545	
11	T	2.4328	11.4872	14.6544	8.5078	6.1466	9.4556	13.4548	8.4725	4.9823	7.1143	6.8793	6.4247	11.2065	83.1096	
	S	124.996	90.338	92.820	112.838	65.114	109.747	88.833	76.692	109.478	126.793	104.067	93.708	95.034	99.627	
12	T	2.4305	11.6419	14.6802	8.4784	6.2018	9.4202	13.4285	8.4585	4.9700	7.0755	6.7791	6.3977	10.7648	82.6184	
	S	125.115	89.137	92.657	113.229	64.534	110.160	89.007	76.819	109.749	127.489	105.605	94.103	98.934	100.220	
13	T	2.4606	11.6872	14.5752	8.3903	6.1849	9.4717	13.3915	8.4283	4.9632	7.0634	6.8219	6.4952	11.6189	83.5856	
	S	123.584	88.792	93.325	114.418	64.710	109.561	89.253	77.094	109.900	127.707	104.943	92.691	91.661	99.060	
14	T	2.4412	11.5491	14.6675	8.4424	6.2251	9.5077	13.3283	8.3429	4.9854	7.0703	6.8471	6.3575	11.0437	82.8124	
	S	124.566	89.854	92.737	113.712	64.293	109.146	89.676	77.883	109.410	127.582	104.557	94.698	96.435	99.985	
15	T												6.4956			
	S												92.685			

Event: Mazda GP of Alabama
Track: Barber Motorsports Park
Report: Section Data Report
Session: Practice 1

Round 4 / 5
2.3 mile(s)
Pro Mazda
April 24, 2015



Section Data for Car 19 - Owens, Raoul (R)

Lap	T/SF to I1	I1 to I2	I2 to I3	I2 to I3A	I3A to I3	I3 to I4	I4 to I5	I4 to I5A	I5A to I5	I5 to I6	I6 to I7	I7 to I8	I8 to SF	Lap	PI to PO
1	T	2.4975	11.8547	14.9415	8.5764	6.3651	9.6841	13.6756	8.6345	5.0411	7.1341	6.6477	6.6455	11.1019	84.1826
	S	121.758	87.537	91.037	111.935	62.878	107.158	87.399	75.253	108.201	126.441	107.693	90.594	95.930	98.358
2	T	2.4588	11.5089	14.7760	8.5812	6.1948	9.5775	13.3933	8.3776	5.0157	7.1192	6.5793	6.3788	11.0473	82.8391
	S	123.675	90.167	92.057	111.872	64.607	108.351	89.241	77.561	108.749	126.706	108.812	94.382	96.404	99.953
3	T	2.4573	11.4333	14.6833	8.5449	6.1384	9.5226	13.3790	8.3480	5.0310	7.1232	6.5626	6.3720	11.0032	82.5365
	S	123.750	90.764	92.638	112.348	65.201	108.975	89.336	77.836	108.419	126.635	109.089	94.483	96.790	100.319
4	T	2.4441	11.2997	14.7048	8.4733	6.2315	9.5022	13.4454	8.4228	5.0226	7.1240	6.6193	6.3155	10.9075	82.3625
	S	124.418	91.837	92.502	113.297	64.226	109.209	88.895	77.145	108.600	126.621	108.155	95.328	97.639	100.531
5	T	2.4453	11.3918	14.6669	8.5661	6.1008	9.5178	13.3728	8.3470	5.0258	7.1347	6.5348	6.4473	10.8012	82.3126
	S	124.357	91.094	92.741	112.070	65.602	109.030	89.377	77.845	108.531	126.431	109.553	93.379	98.600	100.592
6	T	2.4438	11.3294	14.6634	8.5094	6.1540	9.5179	13.3673	8.3476	5.0197	7.1229	6.5250	6.3646	10.8093	82.1436
	S	124.434	91.596	92.763	112.816	65.035	109.029	89.414	77.839	108.663	126.640	109.718	94.593	98.526	100.799
7	T	2.4365	11.3116	14.6119	8.5116	6.1003	9.4787	13.2506	8.2517	4.9989	7.1016	6.5189	6.4669	10.8380	82.0147
	S	124.806	91.740	93.090	112.787	65.608	109.480	90.202	78.744	109.115	127.020	109.821	93.096	98.265	100.958
8	T			15.0114	8.7521	6.2593	9.5336	13.3588	8.3508	5.0080	7.1153	6.5042			294.7900
	S			90.613	109.688	63.941	108.849	89.471	77.810	108.917	126.775	110.069			28.088
9	T	2.4520	11.2892	14.5483	8.4487	6.0996	9.4676	13.2991	8.2961	5.0030	7.1029	6.4652	6.3274	10.8340	81.7857
	S	124.017	91.922	93.497	113.627	65.615	109.608	89.873	78.323	109.025	126.997	110.733	95.149	98.302	101.240
10	T	2.4470	11.3018	14.5265	8.4502	6.0763	9.4814	13.2378	8.2473	4.9905	7.0975	6.4316	6.4625	10.7243	81.7104
	S	124.271	91.820	93.638	113.607	65.867	109.449	90.289	78.786	109.299	127.093	111.311	93.160	99.307	101.333
11	T	2.4499	11.2809	14.5658	8.4774	6.0884	9.5063	13.2048	8.2124	4.9924	7.0885	6.4448	6.3828	10.9165	81.8403
	S	124.124	91.990	93.385	113.242	65.736	109.162	90.515	79.121	109.257	127.255	111.083	94.323	97.559	101.173
12	T	2.4425	11.2588	14.5824	8.4556	6.1268	9.5220	13.2705	8.2500	5.0205	7.5996	7.1073	6.3420	10.7336	82.8587
	S	124.500	92.170	93.279	113.534	65.324	108.982	90.066	78.760	108.645	118.696	100.729	94.930	99.221	99.929

Event: Mazda GP of Alabama
Track: Barber Motorsports Park
Report: Section Data Report
Session: Practice 1

Round 4 / 5
2.3 mile(s)
Pro Mazda
April 24, 2015



Section Data for Car 19 - Owens, Raoul (R)

Lap	T/SPO to SF	SF to PI
1	T	88.6609
	S	89.283
2	T	
	S	
3	T	
	S	
4	T	
	S	
5	T	
	S	
6	T	
	S	
7	T	81.9086
	S	93.222
8	T	82.1619
	S	96.345
9	T	
	S	
10	T	
	S	
11	T	
	S	
12	T	84.7116
	S	90.137

Event: Mazda GP of Alabama
Track: Barber Motorsports Park
Report: Section Data Report
Session: Practice 1

Round 4 / 5
2.3 mile(s)
Pro Mazda
April 24, 2015



Section Data for Car 2 - Burkett, Daniel (R)

Lap	T/SF to I1	I1 to I2	I2 to I3	I2 to I3A	I3A to I3	I3 to I4	I4 to I5	I4 to I5A	I5A to I5	I5 to I6	I6 to I7	I7 to I8	I8 to SF	Lap	PI to PO	
1	T	2.4990	11.8776	14.9496	8.5635	6.3861	9.5986	13.3920	8.3753	5.0167	7.1323	6.5743	6.5091	11.2783	83.8108	
	S	121.685	87.368	90.988	112.104	62.672	108.112	89.249	77.582	108.728	126.473	108.895	92.493	94.429	98.794	
2	T	2.4508	11.5486	14.6880	8.4707	6.2173	9.5662	13.3617	8.3491	5.0126	7.1002	6.3952	6.3753	10.9810	82.4670	
	S	124.078	89.857	92.608	113.332	64.373	108.479	89.452	77.825	108.817	127.045	111.945	94.434	96.986	100.404	
3	T	2.4299	12.6685	15.1973	8.8704	6.3269	9.4914	13.2481	8.2591	4.9890	7.0789	6.3700	6.2905	10.8090	83.5836	
	S	125.145	81.914	89.505	108.225	63.258	109.333	90.219	78.674	109.331	127.427	112.388	95.707	98.529	99.062	
4	T	2.4364	12.0124	14.9519	8.7288	6.2231	9.6335	13.4255	8.3933	5.0322	7.1081	6.3687	6.3493	10.9919	83.2777	
	S	124.812	86.388	90.974	109.981	64.313	107.721	89.027	77.416	108.393	126.904	112.411	94.821	96.890	99.426	
5	T			14.9062	8.6805	6.2257	9.7572	13.3187	8.3401	4.9786	7.0900	6.4607			260.8362	179.1459
	S			91.252	110.593	64.286	106.355	89.741	77.909	109.560	127.228	110.810			31.744	4.879
6	T	2.4342	11.3687	14.6330	8.4465	6.1865	9.4477	13.1046	8.1047	4.9999	7.0580	6.5023	6.3358	10.9480	81.8323	
	S	124.924	91.279	92.956	113.657	64.694	109.839	91.207	80.172	109.093	127.805	110.101	95.023	97.278	101.183	
7	T	2.4307	11.2706	14.5680	8.4184	6.1496	9.4281	13.4629	8.3627	5.1002	7.1000	7.0317	6.4115	10.7772	82.4807	
	S	125.104	92.074	93.371	114.036	65.082	110.067	88.779	77.699	106.948	127.049	101.812	93.901	98.820	100.387	
8	T	2.4247	11.4051	15.0467	8.8777	6.1690	9.3940	13.2767	8.2517	5.0250	7.0865	6.4885	6.2748	10.9283	82.3253	
	S	125.414	90.988	90.400	108.136	64.877	110.467	90.024	78.744	108.548	127.291	110.335	95.947	97.453	100.577	
9	T			14.8143	8.5449	6.2694	9.5209	13.2487	8.2604	4.9883	7.0736	6.7988			275.6875	192.9697
	S			91.819	112.348	63.838	108.995	90.215	78.661	109.347	127.523	105.299			30.034	4.530
10	T			14.8345	8.5755	6.2590	9.5370	13.4452	8.3480	5.0972	7.0835	6.5520			107.7325	22.3068
	S			91.694	111.947	63.944	108.811	88.896	77.836	107.011	127.345	109.266			76.857	39.185
11	T	2.4558	12.0298	17.9306	10.8560	7.0746	10.4479	14.1482	8.6222	5.5260	9.2464	9.0736	6.4567	10.9781	92.7671	
	S	123.826	86.263	75.861	88.430	56.572	99.324	84.479	75.360	98.707	97.556	78.900	93.244	97.011	89.256	

Event: Mazda GP of Alabama
Track: Barber Motorsports Park
Report: Section Data Report
Session: Practice 1

Round 4 / 5
2.3 mile(s)
Pro Mazda
April 24, 2015



Section Data for Car 2 - Burkett, Daniel (R)

Lap	T/SPO to SF	SF to PI
1	T 88.6309	
	S 89.313	
2	T	
	S	
3	T	
	S	
4	T 82.8825	
	S 92.127	
5	T 82.0281	
	S 96.502	
6	T	
	S	
7	T	
	S	
8	T 83.5146	
	S 91.429	
9	T	
	S	
10	T 83.0244	
	S 95.344	
11	T 98.2719	
	S 77.700	

Event: Mazda GP of Alabama
Track: Barber Motorsports Park
Report: Section Data Report
Session: Practice 1

Round 4 / 5
2.3 mile(s)
Pro Mazda
April 24, 2015



Section Data for Car 22 - Tan, Weiron (R)

Lap	T/SF to I1	I1 to I2	I2 to I3	I2 to I3A	I3A to I3	I3 to I4	I4 to I5	I4 to I5A	I5A to I5	I5 to I6	I6 to I7	I7 to I8	I8 to SF	Lap	PI to PO	
1	T	2.4557	11.6516	14.7974	8.5136	6.2838	9.5804	13.4348	8.4379	4.9969	7.3336	6.4902	6.5202	11.1667	83.4306	
	S	123.831	89.063	91.923	112.761	63.692	108.318	88.965	77.006	109.159	123.002	110.306	92.335	95.373	99.244	
2	T	2.4331	11.1742	14.4699	8.4095	6.0604	9.4254	13.1243	8.1626	4.9617	7.0516	6.2990	6.1585	10.7772	80.9132	
	S	124.981	92.868	94.004	114.157	66.040	110.099	91.070	79.604	109.933	127.921	113.654	97.758	98.820	102.332	
3	T	2.4156	11.0905	14.4505	8.3915	6.0590	9.3992	13.1748	8.1881	4.9867	7.0651	6.4426	6.1695	10.8145	81.0223	
	S	125.886	93.569	94.130	114.401	66.055	110.406	90.721	79.356	109.382	127.676	111.121	97.584	98.479	102.194	
4	T	2.4066	11.1959	14.4627	8.4112	6.0515	9.3666	13.0376	8.0749	4.9627	7.0625	6.2790	6.1333	10.6905	80.6347	
	S	126.357	92.688	94.051	114.134	66.137	110.790	91.675	80.468	109.911	127.723	114.016	98.160	99.621	102.685	
5	T	2.4093	11.0756	14.3748	8.3248	6.0500	9.3570	13.2716	8.2675	5.0041	7.2744	6.5163	6.1578	10.7064	81.1432	
	S	126.215	93.695	94.626	115.318	66.153	110.904	90.059	78.594	109.002	124.003	109.864	97.770	99.473	102.042	
6	T	2.4091	11.1428	14.5465	8.4387	6.1078	9.3469	13.0059	8.0499	4.9560	7.0438	6.2531	6.1314	10.6885	80.5680	
	S	126.226	93.130	93.509	113.762	65.527	111.024	91.899	80.718	110.059	128.062	114.489	98.191	99.640	102.770	
7	T	2.4077	11.0449	14.5131	8.4275	6.0856	9.3426	12.8783	7.9540	4.9243	7.0391	6.3172	6.2325	10.8449	80.6203	
	S	126.299	93.955	93.724	113.913	65.766	111.075	92.809	81.691	110.768	128.148	113.327	96.598	98.203	102.704	
8	T	2.4083	11.0634	14.4798	8.3945	6.0853	9.3228	12.9044	7.9710	4.9334	7.0388	6.4415	6.3185	10.7458	80.7233	
	S	126.268	93.798	93.940	114.361	65.770	111.311	92.622	81.517	110.564	128.153	111.140	95.283	99.108	102.573	
9	T			14.7501	8.5143	6.2358	9.4578	13.3750	8.4104	4.9646	7.0429	6.3151			306.3567	223.5401
	S			92.218	112.751	64.182	109.722	89.363	77.258	109.869	128.079	113.365			27.027	3.910
10	T	2.4165	11.0976	14.4320	8.3290	6.1030	9.3503	12.9139	7.9870	4.9269	7.0163	6.2631	6.1923	10.7209	80.4029	
	S	125.839	93.509	94.251	115.260	65.579	110.983	92.554	81.354	110.709	128.564	114.306	97.225	99.339	102.981	
11	T	2.4098	11.1432	14.4754	8.3492	6.1262	9.4045	12.9765	8.0526	4.9239	7.0236	6.2909	6.2591	10.8581	80.8411	
	S	126.189	93.127	93.968	114.981	65.330	110.344	92.107	80.691	110.777	128.431	113.801	96.187	98.083	102.423	
12	T	2.4078	11.3568	15.6005	8.2768	7.3237	10.4510	13.3581	8.4162	4.9419	7.0286	6.3085	6.3858	10.6040	83.5011	
	S	126.294	91.375	87.191	115.987	54.648	99.295	89.475	77.205	110.373	128.339	113.483	94.279	100.434	99.160	
13	T															312.1637
	S															2.800

Event: Mazda GP of Alabama
Track: Barber Motorsports Park
Report: Section Data Report
Session: Practice 1

Round 4 / 5
2.3 mile(s)
Pro Mazda
April 24, 2015



Section Data for Car 22 - Tan, Weiron (R)

Lap	T/SPO to SF	SF to PI
1	T 89.9788	
	S 87.975	
2	T	
	S	
3	T	
	S	
4	T	
	S	
5	T	
	S	
6	T	
	S	
7	T	
	S	
8	T	81.3780
	S	93.830
9	T 82.0108	
	S 96.523	
10	T	
	S	
11	T	
	S	
12	T	86.0573
	S	88.728
13	T	
	S	

Event: Mazda GP of Alabama
Track: Barber Motorsports Park
Report: Section Data Report
Session: Practice 1

Round 4 / 5
2.3 mile(s)
Pro Mazda
April 24, 2015



Section Data for Car 23 - Owen, Will (R)

Lap	T/SF to I1	I1 to I2	I2 to I3	I2 to I3A	I3A to I3	I3 to I4	I4 to I5	I4 to I5A	I5A to I5	I5 to I6	I6 to I7	I7 to I8	I8 to SF	Lap	PI to PO	
1	T	2.6292	13.0730	16.5196	9.9367	6.5829	11.6365	14.3900	9.3294	5.0606	7.1515	6.7649	6.9705	12.5099	91.6451	
	S	115.659	79.379	82.340	96.612	60.798	89.179	83.060	69.648	107.785	126.134	105.827	86.370	85.133	90.349	
2	T	2.4830	11.6367	14.8345	8.5354	6.2991	9.6006	13.7004	8.7220	4.9784	7.1056	6.5099	6.2382	10.9491	83.0580	
	S	122.469	89.177	91.694	112.473	63.537	108.090	87.240	74.498	109.564	126.949	109.972	96.509	97.268	99.689	
3	T	2.4618	11.2686	14.6585	8.4489	6.2096	9.4901	13.3414	8.3633	4.9781	7.0890	6.4303	6.1192	10.9566	81.8155	
	S	123.524	92.090	92.794	113.624	64.453	109.348	89.588	77.693	109.571	127.246	111.334	98.386	97.202	101.203	
4	T	2.4370	11.1854	14.5574	8.4521	6.1053	9.4504	13.2446	8.2715	4.9731	7.0770	6.3901	6.0551	10.7770	81.1740	
	S	124.781	92.775	93.439	113.581	65.554	109.808	90.243	78.556	109.681	127.462	112.034	99.428	98.822	102.003	
5	T	2.4349	11.1597	14.4719	8.4084	6.0635	9.4223	13.2033	8.2369	4.9664	7.0860	6.3432	6.0832	10.8104	81.0149	
	S	124.888	92.989	93.991	114.172	66.006	110.135	90.525	78.886	109.829	127.300	112.862	98.969	98.516	102.203	
6	T	2.4329	11.1116	14.5636	8.4154	6.1482	9.4302	13.2313	8.2758	4.9555	7.0734	6.3106	5.9972	10.8722	81.0230	
	S	124.991	93.391	93.399	114.077	65.097	110.043	90.333	78.515	110.071	127.526	113.445	100.388	97.956	102.193	
7	T	2.4216	11.2132	14.4993	8.4484	6.0509	9.4201	13.2194	8.2584	4.9610	7.0676	6.3133	6.0748	10.7069	80.9362	
	S	125.574	92.545	93.813	113.631	66.143	110.161	90.415	78.680	109.949	127.631	113.397	99.105	99.469	102.303	
8	T	2.4200	11.1637	14.5071	8.4298	6.0773	9.4046	13.2059	8.2594	4.9465	7.0583	6.3184	6.1070	10.7637	80.9487	
	S	125.657	92.955	93.763	113.882	65.856	110.343	90.507	78.671	110.271	127.799	113.305	98.583	98.944	102.287	
9	T			14.6338	8.5063	6.1275	9.4889	13.2297	8.2702	4.9595	7.0729	6.4389			235.7914	150.9391
	S			92.951	112.858	65.317	109.362	90.344	78.568	109.982	127.535	111.185			35.116	5.791
10	T	2.4354	11.2569	14.5710	8.4850	6.0860	9.4655	13.1995	8.2618	4.9377	7.0539	6.3271	6.0862	10.8246	81.2201	
	S	124.863	92.186	93.352	113.141	65.762	109.633	90.551	78.648	110.467	127.879	113.150	98.920	98.387	101.945	
11	T	2.4439	11.2307	14.5804	8.4254	6.1550	9.4686	13.1547	8.2205	4.9342	7.0434	6.3165	6.0680	10.8554	81.1616	
	S	124.429	92.401	93.291	113.941	65.025	109.597	90.859	79.043	110.546	128.070	113.340	99.216	98.108	102.019	
12	T	2.4302	11.1883	14.5289	8.4310	6.0979	9.4625	13.2684	8.3029	4.9655	7.0545	6.3760	6.1789	10.8746	81.3623	
	S	125.130	92.751	93.622	113.865	65.634	109.667	90.081	78.259	109.849	127.868	112.282	97.436	97.935	101.767	
13	T	2.4386	11.1136	14.5680	8.4277	6.1403	9.4536	13.2214	8.2772	4.9442	7.0605	6.3507	6.0920	11.0393	81.3377	
	S	124.699	93.375	93.371	113.910	65.180	109.771	90.401	78.502	110.322	127.759	112.729	98.826	96.474	101.798	
14	T															329.0889
	S															2.656

Event: Mazda GP of Alabama
Track: Barber Motorsports Park
Report: Section Data Report
Session: Practice 1

Round 4 / 5
2.3 mile(s)
Pro Mazda
April 24, 2015



Section Data for Car 23 - Owen, Will (R)

Lap	T/SPO to SF	SF to PI
1	T 102.9706	
	S 76.875	
2	T	
	S	
3	T	
	S	
4	T	
	S	
5	T	
	S	
6	T	
	S	
7	T	
	S	
8	T	85.0188
	S	89.812
9	T 80.8223	
	S 97.942	
10	T	
	S	
11	T	
	S	
12	T	
	S	
13	T	86.7106
	S	88.059
14	T	
	S	

Event: Mazda GP of Alabama
Track: Barber Motorsports Park
Report: Section Data Report
Session: Practice 1

Round 4 / 5
2.3 mile(s)
Pro Mazda
April 24, 2015



Section Data for Car 26 - Nicklin, Parker (R)

Lap	T/SF to I1	I1 to I2	I2 to I3	I2 to I3A	I3A to I3	I3 to I4	I4 to I5	I4 to I5A	I5A to I5	I5 to I6	I6 to I7	I7 to I8	I8 to SF	Lap	PI to PO	
1	T	2.6183	12.4142	15.6051	8.8496	6.7555	9.7667	13.8495	8.7850	5.0645	7.3716	7.0372	7.2720	12.0263	87.9609	
	S	116.141	83.592	87.166	108.479	59.245	106.252	86.301	73.964	107.702	122.368	101.732	82.790	88.556	94.133	
2	T	2.5249	11.7215	15.1992	8.7852	6.4140	9.6409	13.5474	8.4916	5.0558	7.2030	6.7262	6.6031	11.0970	84.2632	
	S	120.437	88.532	89.493	109.275	62.399	107.638	88.226	76.519	107.887	125.232	106.436	91.176	95.972	98.264	
3	T	2.5127	11.6143	15.0211	8.6791	6.3420	9.7085	13.7764	8.7176	5.0588	7.1966	6.6135	6.3270	11.0398	83.8099	
	S	121.022	89.349	90.554	110.611	63.107	106.889	86.759	74.536	107.823	125.343	108.250	95.155	96.469	98.795	
4	T	2.4925	11.4319	15.0271	8.7495	6.2776	9.6027	13.5565	8.5018	5.0547	7.1936	6.6052	6.4947	10.8803	83.2845	
	S	122.002	90.775	90.518	109.721	63.755	108.066	88.166	76.428	107.910	125.396	108.386	92.698	97.883	99.418	
5	T	2.5132	11.7329	14.8698	8.6262	6.2436	9.5487	13.6134	8.5431	5.0703	7.2433	6.9713	6.3362	11.0593	83.8881	
	S	120.997	88.446	91.476	111.289	64.102	108.677	87.798	76.058	107.578	124.535	102.694	95.017	96.299	98.703	
6	T	2.4936	11.5302	14.8521	8.6255	6.2266	9.5766	13.4816	8.4411	5.0405	7.2069	6.7085	6.5575	10.9351	83.3421	
	S	121.949	90.001	91.585	111.298	64.277	108.361	88.656	76.977	108.214	125.164	106.717	91.810	97.393	99.350	
7	T			14.9973	8.7368	6.2605	11.5411	16.1127	9.9732	6.1395	7.8284	7.0877			262.1520	171.2074
	S			90.698	109.880	63.929	89.916	74.179	65.152	88.843	115.227	101.007			31.585	5.105
8	T	2.5213	11.6459	14.9511	8.7204	6.2307	9.6101	13.3671	8.3494	5.0177	7.1826	6.5364	6.5063	11.0219	83.3427	
	S	120.609	89.107	90.978	110.087	64.235	107.983	89.416	77.823	108.706	125.588	109.527	92.533	96.626	99.349	
9	T	2.4854	11.5770	14.7732	8.5468	6.2264	9.6091	13.3502	8.3308	5.0194	7.2024	6.9313	6.3819	11.0931	83.4036	
	S	122.351	89.637	92.074	112.323	64.279	107.994	89.529	77.996	108.669	125.242	103.286	94.336	96.006	99.276	
10	T	2.5074	11.4910	14.8053	8.6222	6.1831	9.5259	13.3946	8.3769	5.0177	7.1557	6.5244	6.8691	10.9816	83.2550	
	S	121.277	90.308	91.874	111.340	64.729	108.937	89.232	77.567	108.706	126.060	109.728	87.645	96.980	99.453	
11	T	2.5127	11.4651	14.8360	8.6258	6.2102	9.6529	13.2885	8.2887	4.9998	7.1266	6.5952	6.3023	11.1636	82.9429	
	S	121.022	90.512	91.684	111.294	64.447	107.504	89.944	78.393	109.095	126.574	108.550	95.528	95.399	99.828	
12	T	2.4906	11.5114	14.6890	8.5270	6.1620	9.7277	13.4468	8.4108	5.0360	7.1804	6.4858	6.5772	10.9030	83.0119	
	S	122.095	90.148	92.602	112.584	64.951	106.678	88.886	77.255	108.311	125.626	110.381	91.535	97.680	99.745	
13	T	2.5161	12.0170	18.4579	11.1188	7.3391	12.9810	17.2950	10.5638	6.7312	9.4734	7.6320	6.2955	10.9651	97.6330	
	S	120.858	86.355	73.694	86.340	54.534	79.942	69.108	61.509	81.034	95.219	93.804	95.631	97.126	84.807	

Event: Mazda GP of Alabama
Track: Barber Motorsports Park
Report: Section Data Report
Session: Practice 1

Round 4 / 5
 2.3 mile(s)
 Pro Mazda
 April 24, 2015



Section Data for Car 26 - Nicklin, Parker (R)

Lap	T/SPO to SF	SF to PI
1	T	93.3825
	S	84.769
2	T	
	S	
3	T	
	S	
4	T	
	S	
5	T	
	S	
6	T	84.9439
	S	89.891
7	T	89.3784
	S	88.566
8	T	
	S	
9	T	
	S	
10	T	
	S	
11	T	
	S	
12	T	
	S	
13	T	100.7415
	S	75.795

Event: Mazda GP of Alabama
Track: Barber Motorsports Park
Report: Section Data Report
Session: Practice 1

Round 4 / 5
2.3 mile(s)
Pro Mazda
April 24, 2015



Section Data for Car 28 - Kellett, Dalton

Lap	T/SF to I1	I1 to I2	I2 to I3	I2 to I3A	I3A to I3	I3 to I4	I4 to I5	I4 to I5A	I5A to I5	I5 to I6	I6 to I7	I7 to I8	I8 to SF	Lap	PI to PO	
1	T	2.4604	11.8839	14.8621	8.5290	6.3331	9.5817	13.5006	8.5045	4.9961	7.1156	6.6522	6.6672	11.1765	83.9002	
	S	123.594	87.322	91.523	112.557	63.196	108.303	88.531	76.403	109.176	126.770	107.620	90.300	95.289	98.689	
2	T	2.4235	11.3292	14.5563	8.4387	6.1176	9.4508	13.1545	8.1748	4.9797	7.0874	6.5956	6.3239	10.8146	81.7358	
	S	125.476	91.598	93.446	113.762	65.422	109.803	90.861	79.485	109.536	127.275	108.543	95.202	98.478	101.302	
3	T	2.4225	11.3235	14.5518	8.4445	6.1073	9.4292	13.0505	8.0696	4.9809	7.0856	6.4092	6.4874	10.7247	81.4844	
	S	125.528	91.644	93.475	113.683	65.533	110.055	91.585	80.521	109.509	127.307	111.700	92.802	99.303	101.615	
4	T	2.4180	11.1387	14.4737	8.4260	6.0477	9.4126	13.0400	8.0682	4.9718	7.0800	6.4307	6.2529	10.7462	80.9928	
	S	125.761	93.164	93.979	113.933	66.178	110.249	91.659	80.535	109.710	127.408	111.327	96.283	99.105	102.231	
5	T	2.4200	11.1689	14.5446	8.3840	6.1606	9.3840	13.1025	8.1109	4.9916	7.0846	6.5093	6.3384	10.7327	81.2850	
	S	125.657	92.912	93.521	114.504	64.966	110.585	91.221	80.111	109.274	127.325	109.983	94.984	99.229	101.864	
6	T	2.4446	11.5038	14.6152	8.3547	6.2605	9.3867	12.9835	8.0252	4.9583	7.0748	6.3110	6.4059	10.8365	81.5620	
	S	124.393	90.207	93.069	114.905	63.929	110.553	92.057	80.967	110.008	127.501	113.438	93.983	98.279	101.518	
7	T	2.4178	11.2149	14.7010	8.4655	6.2355	9.4239	12.9728	8.0093	4.9635	7.0659	6.4516	6.3360	10.9184	81.5023	
	S	125.772	92.531	92.526	113.401	64.185	110.117	92.133	81.127	109.893	127.662	110.966	95.020	97.542	101.592	
8	T	2.4060	11.1529	14.5292	8.4016	6.1276	9.3375	13.6038	8.6020	5.0018	7.0933	6.3471	6.3643	10.5823	81.4164	
	S	126.389	93.046	93.620	114.264	65.316	111.135	87.860	75.537	109.052	127.169	112.793	94.597	100.640	101.699	
9	T	2.4112	11.3441	14.8083	8.6942	6.1141	9.3911	13.0215	8.0720	4.9495	7.0726	6.4306	6.3568	10.6045	81.4407	
	S	126.116	91.477	91.856	110.418	65.460	110.501	91.789	80.497	110.204	127.541	111.329	94.709	100.429	101.669	
10	T			14.7847	8.5838	6.2009	9.5753	13.2993	8.3374	4.9619	7.0689	6.3978			245.2091	163.2521
	S			92.002	111.839	64.543	108.375	89.871	77.935	109.929	127.608	111.899			33.767	5.354
11	T	2.4301	11.2781	14.5105	8.3704	6.1401	9.4540	13.0539	8.1098	4.9441	7.0408	6.3228	6.2730	10.8041	81.1673	
	S	125.135	92.013	93.741	114.690	65.183	109.766	91.561	80.122	110.324	128.117	113.227	95.974	98.574	102.012	
12	T	2.4151	11.2459	14.6796	8.3715	6.3081	9.4130	13.0373	8.0870	4.9503	7.0351	6.7638	6.2240	10.6990	81.5128	
	S	125.912	92.276	92.661	114.675	63.447	110.244	91.678	80.348	110.186	128.221	105.844	96.730	99.542	101.579	
13	T	2.5605	11.8920	14.6242	8.3977	6.2265	9.4835	14.4290	8.6537	5.7753	8.2195	6.5786	6.5355	11.2992	85.6220	
	S	118.762	87.263	93.012	114.317	64.278	109.425	82.835	75.086	94.446	109.745	108.824	92.119	94.254	96.704	
14	T															285.7825
	S															3.059

Event: Mazda GP of Alabama
Track: Barber Motorsports Park
Report: Section Data Report
Session: Practice 1

Round 4 / 5
 2.3 mile(s)
 Pro Mazda
 April 24, 2015



Section Data for Car 28 - Kellett, Dalton

Lap	T/SPO to SF	SF to PI
1	T 89.5722	
	S 88.375	
2	T	
	S	
3	T	
	S	
4	T	
	S	
5	T	
	S	
6	T	
	S	
7	T	
	S	
8	T	
	S	
9	T 82.2751	
	S 92.807	
10	T 81.2384	
	S 97.440	
11	T	
	S	
12	T	
	S	
13	T 86.6214	
	S 88.150	
14	T	
	S	

Event: Mazda GP of Alabama
Track: Barber Motorsports Park
Report: Section Data Report
Session: Practice 1

Round 4 / 5
2.3 mile(s)
Pro Mazda
April 24, 2015



Section Data for Car 3 - Alberico, Neil

Lap	T/SF to I1	I1 to I2	I2 to I3	I2 to I3A	I3A to I3	I3 to I4	I4 to I5	I4 to I5A	I5A to I5	I5 to I6	I6 to I7	I7 to I8	I8 to SF	Lap	PI to PO	
1	T	2.4895	11.8006	15.0759	8.5732	6.5027	9.6588	13.5077	8.4949	5.0128	7.1309	6.6896	6.4491	11.2073	84.0094	
	S	122.149	87.939	90.225	111.977	61.548	107.439	88.485	76.490	108.812	126.498	107.018	93.353	95.027	98.560	
2	T	2.4382	11.4168	14.7097	8.4624	6.2473	9.4931	13.3355	8.3497	4.9858	7.0759	6.4446	6.4782	11.0089	82.4009	
	S	124.719	90.895	92.471	113.443	64.064	109.314	89.627	77.820	109.402	127.481	111.087	92.934	96.740	100.484	
3	T	2.4451	11.3658	14.6075	8.4300	6.1775	9.4953	13.3777	8.4048	4.9729	7.0633	6.4073	6.6207	11.1720	82.5547	
	S	124.367	91.303	93.118	113.879	64.788	109.289	89.345	77.310	109.685	127.709	111.733	90.934	95.328	100.297	
4	T	2.4349	11.3259	14.5570	8.4115	6.1455	9.4593	13.3291	8.3567	4.9724	7.0601	6.3736	6.3594	10.8991	81.7984	
	S	124.888	91.624	93.441	114.129	65.125	109.704	89.671	77.755	109.696	127.767	112.324	94.670	97.714	101.224	
5	T			14.8986	8.5137	6.3849	9.5142	13.3178	8.3406	4.9772	7.0545	6.3628			189.7851	106.9386
	S			91.299	112.759	62.683	109.071	89.747	77.905	109.591	127.868	112.515			43.628	8.174
6	T	2.4221	11.3397	14.5476	8.4052	6.1424	9.4122	13.2244	8.2739	4.9505	7.0356	6.2445	6.2225	10.8666	81.3152	
	S	125.548	91.513	93.502	114.215	65.158	110.253	90.380	78.533	110.182	128.212	114.646	96.753	98.007	101.826	
7	T	2.4061	11.2818	14.6244	8.4248	6.1996	9.4067	13.2378	8.2922	4.9456	7.0296	6.3019	6.2828	10.8521	81.4232	
	S	126.383	91.982	93.011	113.949	64.557	110.318	90.289	78.360	110.291	128.321	113.602	95.824	98.138	101.691	
8	T	2.4044	11.4625	14.5416	8.3909	6.1507	9.4729	13.6305	8.6274	5.0031	7.0737	6.7553	6.3219	10.8721	82.5349	
	S	126.473	90.532	93.540	114.410	65.070	109.547	87.688	75.315	109.023	127.521	105.977	95.232	97.957	100.321	
9	T			14.9366	8.5460	6.3906	9.5199	13.2496	8.2928	4.9568	7.0394	6.3834			257.4480	176.5170
	S			91.067	112.333	62.627	109.006	90.209	78.354	110.042	128.142	112.152			32.162	4.952
10	T	2.4235	11.2664	14.5879	8.4265	6.1614	9.3728	13.1084	8.1800	4.9284	7.0093	6.3564	6.3516	10.8397	81.3160	
	S	125.476	92.108	93.244	113.926	64.957	110.717	91.180	79.434	110.676	128.693	112.628	94.786	98.250	101.825	
11	T	2.4169	11.3279	14.6411	8.4623	6.1788	9.3867	13.1889	8.2388	4.9501	7.0199	6.3840	6.3971	10.8865	81.6490	
	S	125.819	91.608	92.905	113.444	64.774	110.553	90.624	78.867	110.191	128.498	112.141	94.112	97.828	101.410	
12	T	2.4085	11.2346	14.6177	8.4272	6.1905	9.3623	13.2666	8.2866	4.9800	7.0306	6.4330	6.4596	10.8776	81.6905	
	S	126.257	92.369	93.053	113.917	64.652	110.841	90.093	78.412	109.529	128.303	111.287	93.202	97.908	101.358	
13	T															331.7839
	S															2.639

Event: Mazda GP of Alabama
Track: Barber Motorsports Park
Report: Section Data Report
Session: Practice 1

Round 4 / 5
 2.3 mile(s)
 Pro Mazda
 April 24, 2015



Section Data for Car 3 - Alberico, Neil

Lap	T/SPO to SF	SF to PI
1	T 86.4145	
	S 91.604	
2	T	
	S	
3	T	
	S	
4	T 82.3670	
	S 92.703	
5	T 82.1085	
	S 96.408	
6	T	
	S	
7	T	
	S	
8	T 82.2691	
	S 92.813	
9	T 81.1941	
	S 97.494	
10	T	
	S	
11	T	
	S	
12	T 85.0776	
	S 89.750	
13	T	
	S	

Event: Mazda GP of Alabama
Track: Barber Motorsports Park
Report: Section Data Report
Session: Practice 1

Round 4 / 5
2.3 mile(s)
Pro Mazda
April 24, 2015



Section Data for Car 37 - Horak(E), Jay

Lap	T/SF to I1	I1 to I2	I2 to I3	I2 to I3A	I3A to I3	I3 to I4	I4 to I5	I4 to I5A	I5A to I5	I5 to I6	I6 to I7	I7 to I8	I8 to SF	Lap	PO to SF	
1	T	3.0043	13.9613	16.7606	9.6533	7.1073	10.5974	15.4040	9.8456	5.5584	9.4959	8.1996	9.1992	13.1739	99.7962	110.9094
	S	101.219	74.329	81.156	99.448	56.312	97.923	77.592	65.996	98.132	94.993	87.310	65.445	80.842	82.969	71.373
2	T	2.7372	12.9314	15.9505	9.1745	6.7760	11.3361	14.2469	9.0892	5.1577	7.7197	7.7784	7.7705	12.2806	92.7513	
	S	111.096	80.249	85.278	104.638	59.065	91.542	83.894	71.488	105.755	116.850	92.038	77.478	86.722	89.271	
3	T	2.8092	12.4336	16.4632	9.7333	6.7299	10.1492	13.9458	8.8055	5.1403	7.5757	7.4082	7.7380	12.1538	90.6767	
	S	108.248	83.462	82.622	98.630	59.470	102.247	85.705	73.792	106.113	119.071	96.637	77.804	87.627	91.313	
4	T	2.5995	12.3823	15.7495	9.1885	6.5610	9.9142	13.8266	8.7090	5.1176	7.5688	7.4176	7.0179	11.4046	87.8810	
	S	116.981	83.807	86.366	104.478	61.001	104.671	86.444	74.609	106.584	119.179	96.515	85.787	93.383	94.218	
5	T	2.5502	12.5114	15.6558	8.9697	6.6861	9.8506	13.8659	8.7754	5.0905	7.5211	7.4955	7.0050	11.1860	87.6415	
	S	119.242	82.943	86.883	107.027	59.860	105.347	86.199	74.045	107.151	119.935	95.512	85.945	95.208	94.476	
6	T	2.9051	12.2901	15.3532	8.7513	6.6019	9.8915	13.8973	8.8113	5.0860	7.6005	7.3368	7.4886	12.1442	88.9073	
	S	104.675	84.436	88.596	109.698	60.623	104.911	86.004	73.743	107.246	118.682	97.578	80.395	87.696	93.131	
7	T	2.5936	12.3218	15.2151	8.7799	6.4352	10.5995	14.3845	9.2907	5.0938	7.7867	7.4588	6.9246	11.2234	88.5080	
	S	117.247	84.219	89.400	109.341	62.193	97.903	83.091	69.938	107.082	115.844	95.982	86.943	94.891	93.551	
8	T	2.5683	12.1984	15.6626	8.7246	6.9380	10.2631	13.8617	8.7803	5.0814	7.6198	7.3022	7.0836	11.4524	88.0121	
	S	118.402	85.071	86.846	110.034	57.686	101.112	86.225	74.003	107.343	118.382	98.040	84.991	92.994	94.078	
9	T	2.6287	12.2308	15.1248	8.7093	6.4155	10.0444	13.8628	8.7657	5.0971	7.5218	7.1984	7.0218	11.1312	86.7647	
	S	115.681	84.845	89.934	110.227	62.384	103.314	86.218	74.127	107.013	119.924	99.454	85.739	95.677	95.431	
10	T	2.5766	12.0184	15.0619	8.7003	6.3616	9.8753	13.7731	8.6787	5.0944	7.4917	7.1605	6.7144	11.3275	85.9994	
	S	118.020	86.345	90.309	110.341	62.913	105.083	86.780	74.870	107.069	120.406	99.980	89.665	94.019	96.280	
11	T	2.5804	12.2720	15.2318	8.7756	6.4562	9.8539	13.6950	8.6222	5.0728	7.5019	7.1140	7.3455	11.2834	86.8779	
	S	117.846	84.561	89.302	109.394	61.991	105.311	87.275	75.360	107.525	120.242	100.634	81.961	94.386	95.306	
12	T	2.5323	12.1192	15.1094	8.6911	6.4183	9.9021	13.6541	8.6098	5.0443	7.5353	7.1664	7.0821	11.0247	86.1256	
	S	120.085	85.627	90.025	110.458	62.357	104.799	87.536	75.469	108.133	119.709	99.898	85.009	96.601	96.139	
13	T	2.5797	12.1604	15.0708	8.7264	6.3444	9.8532	13.8008	8.7340	5.0668	7.3774	7.9210	6.8788	11.0861	86.7282	
	S	117.878	85.337	90.256	110.011	63.084	105.319	86.606	74.396	107.653	122.271	90.381	87.522	96.066	95.471	
14	T	2.7566	12.5251	15.6358	9.1096	6.5262	10.4113	14.6658	9.1816	5.4842	8.6201	8.2857	8.0654	12.6909	93.6567	
	S	110.314	82.852	86.994	105.383	61.326	99.673	81.498	70.769	99.459	104.644	86.403	74.645	83.918	88.408	

Event: Mazda GP of Alabama
Track: Barber Motorsports Park
Report: Section Data Report
Session: Practice 1

Round 4 / 5
2.3 mile(s)
Pro Mazda
April 24, 2015



Section Data for Car 37 - Horak(E), Jay

Lap	T/SF to PI	
1	T	
	S	
2	T	
	S	
3	T	
	S	
4	T	
	S	
5	T	
	S	
6	T	
	S	
7	T	
	S	
8	T	
	S	
9	T	
	S	
10	T	
	S	
11	T	
	S	
12	T	
	S	
13	T	
	S	
14	T	96.5907
	S	79.053

Event: Mazda GP of Alabama
Track: Barber Motorsports Park
Report: Section Data Report
Session: Practice 1

Round 4 / 5
2.3 mile(s)
Pro Mazda
April 24, 2015



Section Data for Car 5 - Grist, Garrett

Lap	T/SF to I1	I1 to I2	I2 to I3	I2 to I3A	I3A to I3	I3 to I4	I4 to I5	I4 to I5A	I5A to I5	I5 to I6	I6 to I7	I7 to I8	I8 to SF	Lap	PI to PO	
1	T	2.8986	12.3200	15.3564	8.8095	6.5469	11.1727	13.9931	8.9639	5.0292	7.1437	6.6134	7.4440	12.0964	89.0383	
	S	104.910	84.231	88.577	108.973	61.132	92.881	85.415	72.488	108.458	126.271	108.251	80.877	88.043	92.994	
2	T	2.4593	11.6038	14.7390	8.5353	6.2037	9.5277	13.4024	8.3979	5.0045	7.4912	6.7137	6.4123	10.8521	83.2015	
	S	123.649	89.430	92.288	112.474	64.514	108.917	89.180	77.373	108.993	120.414	106.634	93.889	98.138	99.517	
3	T	2.4432	11.3251	14.6288	8.5305	6.0983	9.4302	13.1210	8.1473	4.9737	7.0863	6.5562	6.3558	10.7932	81.7398	
	S	124.464	91.631	92.983	112.537	65.629	110.043	91.093	79.753	109.668	127.294	109.196	94.724	98.673	101.297	
4	T	2.4262	11.2261	14.6775	8.5027	6.1748	9.3797	13.0590	8.0946	4.9644	7.0843	6.3441	6.3327	10.6555	81.1851	
	S	125.336	92.439	92.674	112.905	64.816	110.635	91.525	80.272	109.873	127.330	112.846	95.069	99.948	101.989	
5	T	2.4255	11.2258	14.6977	8.5365	6.1612	9.3961	13.0425	8.0691	4.9734	7.1124	6.2549	6.2098	10.7030	81.0677	
	S	125.372	92.441	92.547	112.458	64.959	110.442	91.641	80.526	109.674	126.827	114.456	96.951	99.505	102.137	
6	T	2.4132	11.3738	14.6252	8.5069	6.1183	9.3777	13.0491	8.0787	4.9704	7.0874	6.2789	6.2488	10.6416	81.0957	
	S	126.011	91.238	93.006	112.850	65.415	110.659	91.595	80.430	109.741	127.275	114.018	96.346	100.079	102.102	
7	T	2.4161	11.2528	14.6048	8.4999	6.1049	9.3935	13.0721	8.0944	4.9777	7.0867	6.2401	6.2820	10.5175	80.8656	
	S	125.860	92.219	93.136	112.943	65.558	110.473	91.433	80.274	109.580	127.287	114.727	95.837	101.260	102.392	
8	T	2.4208	11.3572	14.5387	8.4967	6.0420	9.4390	13.2851	8.2936	4.9915	7.0965	6.2988	6.2613	10.6688	81.3662	
	S	125.616	91.372	93.559	112.985	66.241	109.940	89.968	78.346	109.277	127.111	113.658	96.153	99.824	101.762	
9	T	2.4184	11.1900	14.5548	8.4836	6.0712	9.3680	13.0560	8.0800	4.9760	7.1032	6.7400	6.3342	10.6504	81.4150	
	S	125.741	92.737	93.456	113.160	65.922	110.774	91.546	80.417	109.617	126.991	106.218	95.047	99.996	101.701	
10	T			14.8132	8.6199	6.1933	9.5295	13.2618	8.2858	4.9760	7.1114	6.4044			288.9466	207.7587
	S			91.825	111.370	64.623	108.896	90.126	78.420	109.617	126.845	111.784			28.656	4.207
11	T	2.4415	11.2960	14.5490	8.4601	6.0889	9.4656	13.1034	8.1214	4.9820	7.0904	6.2727	6.3905	10.6807	81.2898	
	S	124.551	91.867	93.493	113.474	65.731	109.631	91.215	80.007	109.485	127.221	114.131	94.209	99.713	101.858	
12	T	2.4366	11.2455	14.6493	8.5442	6.1051	9.4192	13.1455	8.1605	4.9850	7.0844	6.3983	6.3069	10.7000	81.3857	
	S	124.801	92.279	92.853	112.357	65.556	110.171	90.923	79.624	109.419	127.328	111.891	95.458	99.533	101.738	
13	T	2.5787	12.1342	17.2889	10.4444	6.8445	11.0846	14.5301	9.2528	5.2773	8.1760	8.2652	6.3513	10.8063	91.2153	
	S	117.924	85.521	78.676	91.915	58.474	93.619	82.259	70.224	103.359	110.328	86.617	94.791	98.554	90.774	

Event: Mazda GP of Alabama
Track: Barber Motorsports Park
Report: Section Data Report
Session: Practice 1

Round 4 / 5
2.3 mile(s)
Pro Mazda
April 24, 2015



Section Data for Car 5 - Grist, Garrett

Lap	T/SPO to SF	SF to PI
1	T 101.8320	
	S 77.735	
2	T	
	S	
3	T	
	S	
4	T	
	S	
5	T	
	S	
6	T	
	S	
7	T	
	S	
8	T	
	S	
9	T 81.3783	
	S 93.829	
10	T 81.3112	
	S 97.353	
11	T	
	S	
12	T	
	S	
13	T 95.9529	
	S 79.577	

Event: Mazda GP of Alabama
Track: Barber Motorsports Park
Report: Section Data Report
Session: Practice 1

Round 4 / 5
2.3 mile(s)
Pro Mazda
April 24, 2015



Section Data for Car 6 - Buret, Timothe (R)

Lap	T/SF to I1	I1 to I2	I2 to I3	I2 to I3A	I3A to I3	I3 to I4	I4 to I5	I4 to I5A	I5A to I5	I5 to I6	I6 to I7	I7 to I8	I8 to SF	Lap	PI to PO	
1	T	4.2995	15.2033	15.0798	8.6369	6.4429	9.5576	13.5105	8.5234	4.9871	7.0828	6.5606	6.7009	14.5134	92.5084	
	S	70.727	68.257	90.202	111.151	62.119	108.576	88.467	76.234	109.373	127.357	109.123	89.845	73.380	89.505	
2	T	2.4178	11.3109	14.6119	8.4141	6.1978	9.4124	13.3806	8.4295	4.9511	7.0230	6.7745	6.5551	10.8935	82.3797	
	S	125.772	91.746	93.090	114.094	64.576	110.251	89.325	77.083	110.168	128.442	105.677	91.844	97.765	100.510	
3	T	2.4191	11.3166	14.7230	8.3984	6.3246	9.3764	13.3758	8.4089	4.9669	7.0369	6.3534	6.6535	10.8982	82.1529	
	S	125.704	91.700	92.388	114.307	63.281	110.674	89.357	77.272	109.818	128.188	112.681	90.486	97.723	100.788	
4	T	2.4034	11.1118	14.4932	8.4119	6.0813	9.3806	13.1306	8.1900	4.9406	7.0215	6.5418	6.3471	10.7313	81.1613	
	S	126.525	93.390	93.853	114.124	65.813	110.625	91.026	79.337	110.402	128.469	109.436	94.854	99.242	102.019	
5	T	2.9094	13.5861	17.2503	10.4222	6.8281	11.1413	14.5994	9.5425	5.0569	7.1999	6.5098	6.3478	11.1519	90.6959	
	S	104.520	76.382	78.852	92.111	58.615	93.142	81.868	68.093	107.863	125.286	109.974	94.843	95.499	91.294	
6	T	2.3898	11.1899	14.4657	8.3598	6.1059	9.3232	13.1489	8.2103	4.9386	7.0213	6.3595	6.4365	10.6830	81.0178	
	S	127.245	92.738	94.031	114.835	65.548	111.306	90.899	79.141	110.447	128.473	112.573	93.536	99.691	102.200	
7	T	2.8960	14.4760	16.5559	10.1849	6.3710	9.3592	13.1991	8.2737	4.9254	6.9977	6.3120	6.2872	11.8742	87.9573	
	S	105.004	71.686	82.160	94.257	62.820	110.878	90.554	78.535	110.743	128.906	113.420	95.757	89.690	94.137	
8	T	2.3852	11.1563	14.3869	8.3555	6.0314	9.3207	13.0336	8.1077	4.9259	6.9959	6.3382	6.3409	10.6838	80.6415	
	S	127.491	93.017	94.546	114.894	66.357	111.336	91.704	80.143	110.732	128.939	112.951	94.946	99.684	102.677	
9	T			14.8127	8.5818	6.2309	9.4101	13.2151	8.2595	4.9556	7.0465	6.4514		203.5118	119.1868	
	S			91.828	111.865	64.233	110.278	90.444	78.670	110.068	128.013	110.970		40.686	7.334	
10	T	2.4122	11.1293	14.3788	8.3253	6.0535	9.3423	13.1535	8.2257	4.9278	7.0067	6.4381	6.3459	10.6728	80.8796	
	S	126.064	93.243	94.599	115.311	66.115	111.078	90.868	78.993	110.689	128.740	111.199	94.872	99.786	102.374	
11	T	2.4134	11.2770	14.3941	8.3280	6.0661	9.3604	13.1224	8.1950	4.9274	6.9944	6.5329	6.4785	10.7311	81.3042	
	S	126.001	92.022	94.499	115.274	65.978	110.864	91.083	79.289	110.698	128.967	109.585	92.930	99.244	101.840	
12	T	3.1223	14.0303	15.9442	9.6872	6.2570	9.4763	13.6731	8.7048	4.9683	7.0205	6.4106	7.6300	13.4324	90.7397	
	S	97.393	73.963	85.312	99.100	63.965	109.508	87.415	74.645	109.787	128.487	111.676	78.905	79.286	91.250	
13	T	2.3889	11.1425	14.4189	8.3042	6.1147	9.2869	13.0811	8.1655	4.9156	7.0364	6.7212	6.3682	10.5872	81.0313	
	S	127.293	93.132	94.336	115.604	65.453	111.741	91.371	79.575	110.964	128.197	106.515	94.539	100.593	102.183	

Event: Mazda GP of Alabama
Track: Barber Motorsports Park
Report: Section Data Report
Session: Practice 1

Round 4 / 5
2.3 mile(s)
Pro Mazda
April 24, 2015



Section Data for Car 6 - Buret, Timothe (R)

Lap	T/SPO to SF	SF to PI
1	T 99.6963	
	S 79.400	
2	T	
	S	
3	T	
	S	
4	T	
	S	
5	T	
	S	
6	T	
	S	
7	T	
	S	
8	T	83.1527
	S	91.827
9	T 81.8078	
	S 96.762	
10	T	
	S	
11	T	
	S	
12	T	
	S	
13	T	86.2092
	S	88.572

Event: Mazda GP of Alabama
 Track: Barber Motorsports Park
 Report: Section Data Report
 Session: Practice 1

Round 4 / 5
 2.3 mile(s)
 Pro Mazda
 April 24, 2015



Section Data for Car 7 - Gutierrez, Jose

Lap	T/SF to I1	I1 to I2	I2 to I3	I2 to I3A	I3A to I3	I3 to I4	I4 to I5	I4 to I5A	I5A to I5	I5 to I6	I6 to I7	I7 to I8	I8 to SF	Lap	PI to PO	
1	T	2.8184	13.8883	16.6566	10.0168	6.6398	10.4033	14.1408	8.9731	5.1677	7.3412	7.0838	6.9769	11.8395	91.1488	
	S	107.895	74.720	81.663	95.839	60.277	99.750	84.523	72.413	105.551	122.874	101.063	86.291	89.953	90.840	
2	T	2.6611	12.6412	15.0018	8.7011	6.3007	9.6227	13.5403	8.5340	5.0063	7.1123	6.5052	6.4472	11.2113	84.7431	
	S	114.273	82.091	90.671	110.331	63.521	107.842	88.272	76.139	108.954	126.829	110.052	93.381	94.993	97.707	
3	T	2.4334	11.2956	14.5744	8.4943	6.0801	9.4287	13.2352	8.2532	4.9820	7.0859	6.4426	6.1803	10.8873	81.5634	
	S	124.965	91.870	93.330	113.017	65.826	110.060	90.307	78.730	109.485	127.301	111.121	97.414	97.820	101.516	
4	T	2.4216	11.0959	14.5145	8.4877	6.0268	9.3808	13.1664	8.1898	4.9766	7.0843	6.3452	6.1411	10.7719	80.9217	
	S	125.574	93.523	93.715	113.105	66.408	110.622	90.779	79.339	109.604	127.330	112.827	98.035	98.868	102.321	
5	T	2.4079	11.0746	14.4742	8.4550	6.0192	9.3765	13.1667	8.1968	4.9699	7.0863	6.3743	6.0395	10.7348	80.7348	
	S	126.289	93.703	93.976	113.542	66.492	110.673	90.777	79.272	109.752	127.294	112.312	99.685	99.210	102.558	
6	T	2.4043	11.2106	14.6127	8.5232	6.0895	9.4797	13.5236	8.5469	4.9767	7.1261	6.5755	6.0523	10.7325	81.7173	
	S	126.478	92.567	93.085	112.634	65.724	109.468	88.381	76.024	109.602	126.583	108.875	99.474	99.231	101.325	
7	T	2.4089	11.0426	14.4454	8.4443	6.0011	9.3338	13.0604	8.1006	4.9598	7.0660	6.3182	6.3842	10.7240	80.7835	
	S	126.236	93.975	94.163	113.686	66.692	111.180	91.515	80.213	109.975	127.660	113.309	94.302	99.310	102.496	
8	T	2.7800	15.6776	20.1700	12.5535	7.6165	16.0600	18.0583	12.6542	5.4041	7.2498	6.4709	6.1362	10.7849	103.3877	
	S	109.385	66.192	67.438	76.473	52.547	64.616	66.187	51.348	100.933	124.423	110.635	98.114	98.749	80.087	
9	T	2.4124	11.1456	14.4561	8.4375	6.0186	9.3640	13.0977	8.1340	4.9637	7.0738	6.3197	6.1627	10.6868	80.7188	
	S	126.053	93.106	94.094	113.778	66.498	110.821	91.255	79.884	109.889	127.519	113.282	97.692	99.656	102.578	
10	T	2.4064	11.1629	14.5412	8.4201	6.1211	9.4242	13.0503	8.0825	4.9678	7.0683	6.3475	6.0270	10.6863	80.7141	
	S	126.368	92.962	93.543	114.013	65.385	110.113	91.586	80.393	109.798	127.618	112.786	99.891	99.660	102.584	
11	T			18.0444	11.2682	6.7762	9.8439	13.3248	8.3486	4.9762	7.0769	6.4046			227.8703	135.8431
	S			75.382	85.196	59.064	105.418	89.699	77.830	109.613	127.463	111.780			36.336	6.435
12	T	2.4188	11.1040	14.4902	8.3962	6.0940	9.3873	13.0703	8.1122	4.9581	7.0525	6.3243	6.0970	10.8117	80.7561	
	S	125.720	93.455	93.872	114.337	65.676	110.546	91.446	80.098	110.013	127.904	113.200	98.745	98.504	102.531	
13	T	2.4064	11.1342	14.7412	8.3998	6.3414	9.4694	13.4235	8.4342	4.9893	7.3913	7.2327	6.0702	10.7274	82.5963	
	S	126.368	93.202	92.274	114.288	63.113	109.587	89.049	77.040	109.325	122.042	98.982	99.180	99.278	100.247	

Event: Mazda GP of Alabama
Track: Barber Motorsports Park
Report: Section Data Report
Session: Practice 1

Round 4 / 5
 2.3 mile(s)
 Pro Mazda
 April 24, 2015



Section Data for Car 7 - Gutierrez, Jose

Lap	T/SPO to SF	SF to PI
1	T	99.6420
	S	79.443
2	T	
	S	
3	T	
	S	
4	T	
	S	
5	T	
	S	
6	T	
	S	
7	T	
	S	
8	T	
	S	
9	T	
	S	
10	T	83.1352
	S	91.847
11	T	89.8015
	S	88.149
12	T	
	S	
13	T	85.9616
	S	88.827

Event: Mazda GP of Alabama
Track: Barber Motorsports Park
Report: Section Data Report
Session: Practice 1

Round 4 / 5
2.3 mile(s)
Pro Mazda
April 24, 2015



Section Data for Car 81 - Urrutia, Santiago (R)

Lap	T/SF to I1	I1 to I2	I2 to I3	I2 to I3A	I3A to I3	I3 to I4	I4 to I5	I4 to I5A	I5A to I5	I5 to I6	I6 to I7	I7 to I8	I8 to SF	Lap	PI to PO	
1	T	2.6615	12.5554	15.2878	8.6297	6.6581	9.7093	13.8509	8.8325	5.0184	7.2847	6.8515	7.2201	11.6263	87.0475	
	S	114.255	82.652	88.975	111.244	60.111	106.880	86.292	73.566	108.691	123.827	104.489	83.385	91.603	95.120	
2	T	2.4955	11.8168	14.9268	8.6066	6.3202	9.5981	13.7779	8.7486	5.0293	7.1283	6.6758	6.6366	11.0567	84.1125	
	S	121.856	87.818	91.127	111.542	63.325	108.118	86.750	74.272	108.455	126.544	107.239	90.716	96.322	98.440	
3	T	2.4458	11.3909	14.8445	8.4891	6.3554	9.5607	13.4640	8.4832	4.9808	7.0686	6.5086	6.3386	10.8883	82.5100	
	S	124.332	91.101	91.632	113.086	62.974	108.541	88.772	76.595	109.511	127.613	109.994	94.981	97.811	100.351	
4	T	2.4922	11.3804	14.6741	8.4937	6.1804	9.4359	13.2810	8.3128	4.9682	7.0610	6.3716	6.4422	10.8470	81.9854	
	S	122.017	91.185	92.696	113.025	64.758	109.977	89.995	78.165	109.789	127.750	112.359	93.453	98.184	100.994	
5	T	2.4244	11.1794	14.5901	8.4784	6.1117	9.4410	13.1492	8.2018	4.9474	7.0450	6.3510	6.2049	10.6781	81.0631	
	S	125.429	92.825	93.229	113.229	65.485	109.917	90.897	79.223	110.251	128.041	112.724	97.027	99.737	102.143	
6	T	2.4285	11.1647	14.5616	8.4228	6.1388	9.4246	13.1778	8.2174	4.9604	7.0512	6.3364	6.1626	10.7457	81.0531	
	S	125.218	92.947	93.412	113.976	65.196	110.108	90.700	79.073	109.962	127.928	112.984	97.693	99.109	102.155	
7	T	2.4219	11.2365	14.6066	8.4084	6.1982	9.4146	13.0894	8.1533	4.9361	7.0362	6.5527	6.2235	10.7135	81.2949	
	S	125.559	92.353	93.124	114.172	64.572	110.225	91.313	79.694	110.503	128.201	109.254	96.737	99.407	101.851	
8	T			17.4793	10.6477	6.8316	10.0530	15.0259	9.4994	5.5265	8.7263	9.4279			734.3361	640.6494
	S			77.819	90.160	58.585	103.226	79.544	68.401	98.698	103.371	75.935			11.275	1.364
9	T															277.6939
	S															3.148

Event: Mazda GP of Alabama
Track: Barber Motorsports Park
Report: Section Data Report
Session: Practice 1

Round 4 / 5
2.3 mile(s)
Pro Mazda
April 24, 2015



Section Data for Car 81 - Urrutia, Santiago (R)

Lap	T/SPO to SF	SF to PI
1	T	91.1080
	S	86.885
2	T	
	S	
3	T	
	S	
4	T	
	S	
5	T	
	S	
6	T	
	S	
7	T	82.1800
	S	92.914
8	T	
	S	
9	T	
	S	

Event: Mazda GP of Alabama
Track: Barber Motorsports Park
Report: Section Data Report
Session: Practice 1

Round 4 / 5
2.3 mile(s)
Pro Mazda
April 24, 2015



Section Data for Car 82 - O'Ward, Pato (R)

Lap	T/SF to I1	I1 to I2	I2 to I3	I2 to I3A	I3A to I3	I3 to I4	I4 to I5	I4 to I5A	I5A to I5	I5 to I6	I6 to I7	I7 to I8	I8 to SF	Lap	PO to SF	
1	T	2.5163	12.1593	15.1333	8.6569	6.4764	9.6552	13.5810	8.5963	4.9847	7.1383	6.7189	6.5761	11.3811	84.8595	89.5864
	S	120.848	85.344	89.883	110.894	61.798	107.479	88.007	75.587	109.426	126.367	106.552	91.551	93.576	97.573	88.361
2	T	2.4599	11.5015	14.7697	8.5088	6.2609	9.4877	13.3450	8.3768	4.9682	7.1081	6.5118	6.2414	11.0638	82.4889	
	S	123.619	90.225	92.096	112.824	63.925	109.376	89.564	77.568	109.789	126.904	109.940	96.460	96.260	100.377	
3	T	2.4341	11.2016	14.6050	8.4145	6.1905	9.4519	13.2435	8.2997	4.9438	7.0639	6.4833	6.1748	10.8281	81.4862	
	S	124.930	92.641	93.134	114.089	64.652	109.790	90.250	78.289	110.331	127.698	110.424	97.500	98.355	101.612	
4	T	2.4195	11.1127	14.5359	8.3788	6.1571	9.4295	13.1564	8.1999	4.9565	7.0329	6.4719	6.1590	10.7816	81.0994	
	S	125.683	93.382	93.577	114.575	65.003	110.051	90.848	79.242	110.048	128.261	110.618	97.751	98.779	102.097	
5	T	2.4767	12.1691	14.6945	8.4849	6.2096	9.4472	13.1999	8.2419	4.9580	7.0778	6.3920	6.3458	10.6716	82.4746	
	S	122.781	85.276	92.567	113.142	64.453	109.845	90.548	78.838	110.015	127.447	112.001	94.873	99.798	100.395	
6	T	2.4244	11.1400	14.6321	8.4389	6.1932	9.5009	13.2015	8.2573	4.9442	7.0585	6.3888	6.1699	10.7058	81.2219	
	S	125.429	93.153	92.962	113.759	64.624	109.224	90.537	78.691	110.322	127.796	112.057	97.578	99.479	101.943	
7	T	2.4190	11.1800	14.6025	8.4505	6.1520	9.4222	13.1557	8.2193	4.9364	7.0407	6.5048	6.1874	10.6816	81.1939	
	S	125.709	92.820	93.150	113.603	65.056	110.136	90.852	79.055	110.496	128.119	110.059	97.302	99.704	101.978	
8	T	2.4134	11.1132	14.6638	8.4547	6.2091	9.4202	13.1015	8.1801	4.9214	7.0308	6.3028	6.3145	10.7717	81.1319	
	S	126.001	93.378	92.761	113.546	64.458	110.160	91.228	79.433	110.833	128.299	113.586	95.343	98.870	102.056	
9	T	2.4102	11.1299	14.6302	8.4642	6.1660	9.4164	13.2213	8.2752	4.9461	7.0246	6.3941	6.1847	10.7212	81.1326	
	S	126.168	93.238	92.974	113.419	64.909	110.204	90.402	78.520	110.280	128.412	111.964	97.344	99.336	102.055	
10	T	2.4194	11.2415	14.5915	8.4406	6.1509	9.4229	13.1904	8.2555	4.9349	7.0535	6.3383	6.2017	10.7603	81.2195	
	S	125.689	92.312	93.221	113.736	65.068	110.128	90.613	78.708	110.530	127.886	112.950	97.077	98.975	101.946	

Event: Mazda GP of Alabama
Track: Barber Motorsports Park
Report: Section Data Report
Session: Practice 1

Round 4 / 5
2.3 mile(s)
Pro Mazda
April 24, 2015



Section Data for Car 82 - O'Ward, Pato (R)

Lap	T/SF to PI	
1	T	
	S	
2	T	
	S	
3	T	
	S	
4	T	
	S	
5	T	
	S	
6	T	
	S	
7	T	
	S	
8	T	
	S	
9	T	
	S	
10	T	81.4719
	S	93.722

Event: Mazda GP of Alabama
Track: Barber Motorsports Park
Report: Section Data Report
Session: Practice 1

Round 4 / 5
2.3 mile(s)
Pro Mazda
April 24, 2015



Section Data for Car 91 - Connery, Kyle

Lap	T/SF to I1	I1 to I2	I2 to I3	I2 to I3A	I3A to I3	I3 to I4	I4 to I5	I4 to I5A	I5A to I5	I5 to I6	I6 to I7	I7 to I8	I8 to SF	Lap	PI to PO	
1	T	2.5539	12.0974	15.1581	8.6673	6.4908	9.6594	13.6358	8.5946	5.0412	7.1838	6.6921	6.7969	11.6119	85.3893	
	S	119.069	85.781	89.736	110.761	61.661	107.432	87.654	75.602	108.199	125.567	106.978	88.576	91.716	96.968	
2	T	2.4806	11.4635	14.7381	8.5467	6.1914	9.5839	13.2558	8.2395	5.0163	7.1446	6.4129	6.6055	11.2862	82.9711	
	S	122.588	90.524	92.293	112.324	64.642	108.278	90.166	78.861	108.736	126.256	111.636	91.143	94.363	99.794	
3	T	2.4456	11.1766	14.6935	8.4836	6.2099	9.6105	13.4606	8.4145	5.0461	7.1542	6.3373	6.2851	10.7818	81.9452	
	S	124.342	92.848	92.573	113.160	64.450	107.978	88.795	77.221	108.094	126.086	112.968	95.789	98.778	101.043	
4	T	2.4493	11.2321	14.6903	8.5533	6.1370	9.5196	13.2208	8.2086	5.0122	7.1296	6.2947	6.2826	10.9508	81.7698	
	S	124.154	92.389	92.594	112.237	65.215	109.010	90.405	79.158	108.825	126.521	113.732	95.827	97.253	101.260	
5	T	2.4434	11.2383	14.7069	8.4866	6.2203	9.5699	13.2328	8.2280	5.0048	7.1387	6.2646	6.3611	10.7322	81.6879	
	S	124.454	92.338	92.489	113.120	64.342	108.437	90.323	78.971	108.986	126.360	114.278	94.645	99.234	101.361	
6	T	2.4394	11.1855	14.6550	8.4752	6.1798	9.5299	13.1793	8.1899	4.9894	7.1321	6.2824	6.2630	10.6917	81.3583	
	S	124.658	92.774	92.817	113.272	64.764	108.892	90.690	79.338	109.323	126.477	113.955	96.127	99.610	101.772	
7	T	2.4351	11.1984	14.8485	8.5059	6.3426	9.5069	13.7642	8.6728	5.0914	7.1536	6.2849	6.2876	10.6529	82.1321	
	S	124.878	92.667	91.607	112.863	63.101	109.155	86.836	74.921	107.133	126.097	113.909	95.751	99.973	100.813	
8	T	2.4389	11.1506	14.6731	8.5137	6.1594	9.5371	14.1081	9.0039	5.1042	7.2016	6.7998	6.4055	10.7016	83.0163	
	S	124.684	93.065	92.702	112.759	64.978	108.810	84.719	72.166	106.864	125.256	105.284	93.989	99.518	99.739	
9	T			14.9664	8.5847	6.3817	9.5930	13.1991	8.2007	4.9984	7.1344	6.5405			299.5988	218.8893
	S			90.885	111.827	62.715	108.175	90.554	79.234	109.126	126.436	109.458			27.637	3.993
10	T	2.4651	11.2485	14.7579	8.5052	6.2527	9.5944	13.1973	8.2011	4.9962	7.1275	6.3169	6.5341	10.9037	82.1454	
	S	123.358	92.255	92.169	112.872	64.009	108.160	90.566	79.230	109.174	126.558	113.332	92.139	97.673	100.797	
11	T	2.4571	11.2228	15.0225	8.4642	6.5583	9.5437	13.1830	8.2116	4.9714	7.0988	6.2901	6.3735	10.8377	82.0292	
	S	123.760	92.466	90.546	113.419	61.026	108.734	90.664	79.129	109.718	127.070	113.815	94.461	98.268	100.940	
12	T	2.4524	11.3507	14.8684	8.6282	6.2402	9.5622	13.1632	8.1879	4.9753	7.1068	6.3313	6.3457	10.7567	81.9374	
	S	123.997	91.424	91.484	111.263	64.137	108.524	90.801	79.358	109.632	126.927	113.075	94.875	99.008	101.053	

Event: Mazda GP of Alabama
Track: Barber Motorsports Park
Report: Section Data Report
Session: Practice 1

Round 4 / 5
2.3 mile(s)
Pro Mazda
April 24, 2015








Section Data for Car 91 - Connery, Kyle

Lap	T/SPO to SF	SF to PI
1	T	90.3146
	S	87.648
2	T	
	S	
3	T	
	S	
4	T	
	S	
5	T	
	S	
6	T	
	S	
7	T	
	S	
8	T	82.0512
	S	93.060
9	T	82.0053
	S	96.529
10	T	
	S	
11	T	
	S	
12	T	83.7661
	S	91.155

Report Support Information

Section Legend	
Name	Length
SF to I1	0.084470 miles
I1 to I2	0.288258 miles
I2 to I3	0.377841 miles
I2 to I3A	0.266667 miles
I3A to I3	0.111174 miles
I3 to I4	0.288258 miles
I4 to I5	0.332008 miles
I4 to I5A	0.180492 miles
I5A to I5	0.151515 miles
I5 to I6	0.250568 miles
I6 to I7	0.198864 miles
I7 to I8	0.167235 miles
I8 to SF	0.295833 miles
Lap	2.300000 miles
PI to PO	0.242803 miles
PO to SF	2.198864 miles
SF to PI	2.121023 miles
I7 to PI	0.304419 miles
PO to I2	0.280871 miles
PO to PI	1.903030 miles

Color Legend	
	Fastest Lap
	Section Under Caution
	Section Under Green
	Section Time Data
	Section Speed Data

