

Event: Mazda NAO Grand Prix of Alabama
Track: Barber Motorsports Park
Report: Section Data Report
Session: Practice 1

Round 3/4
2.3 mile(s)
Pro Mazda
April 21, 2016



Section Data for Car 00 - Parsons, Jake (R)

Lap	T/SF to I1	I1 to I2	I2 to I3	I2 to I3A	I3A to I3	I3 to I4	I4 to I5	I4 to I5A	I5A to I5	I5 to I6	I6 to I7	I7 to I8	I8 to SF	Lap	PI to PO	
1	T	2.6485	13.2194	15.9414	9.2057	6.7357	10.0809	14.8125	9.5692	5.2433	7.7315	7.3735	7.4568	11.9287	91.1932	
	S	114.816	78.500	85.327	104.283	59.419	102.940	80.690	67.903	104.029	116.671	97.092	80.738	89.280	90.796	
2	T	2.5665	12.6012	15.9181	9.1991	6.7190	10.0325	14.6753	9.4389	5.2364	7.7759	7.5041	7.0869	11.7630	89.9235	
	S	118.485	82.351	85.452	104.358	59.566	103.437	81.445	68.840	104.166	116.005	95.402	84.952	90.538	92.078	
3	T	2.5558	12.6817	15.8414	9.1114	6.7300	10.1066	14.7918	9.5310	5.2608	7.8422	7.5323	7.2824	11.8624	90.4966	
	S	118.981	81.829	85.865	105.363	59.469	102.678	80.803	68.175	103.683	115.025	95.045	82.671	89.779	91.495	
4	T	2.5142	12.6940	15.9814	9.0697	6.9117	10.1571	14.5138	9.2786	5.2352	7.8203	7.4281	7.1638	11.9114	90.1841	
	S	120.949	81.749	85.113	105.847	57.906	102.168	82.351	70.029	104.190	115.347	96.378	84.040	89.410	91.812	
5	T	2.5273	12.7233	15.9785	9.0845	6.8940	10.0639	14.4929	9.2510	5.2419	7.6831	7.3984	7.3040	11.8611	90.0325	
	S	120.322	81.561	85.129	105.675	58.054	103.114	82.470	70.238	104.057	117.406	96.765	82.427	89.789	91.967	
6	T	2.5773	12.9187	15.9251	9.1033	6.8218	10.0258	14.4840	9.2119	5.2721	7.7012	7.5814	7.1565	11.7671	90.1371	
	S	117.988	80.328	85.414	105.456	58.669	103.506	82.521	70.536	103.461	117.131	94.430	84.126	90.507	91.860	
7	T															664.7745
	S															1.315

Event: Mazda NAO Grand Prix of Alabama
Track: Barber Motorsports Park
Report: Section Data Report
Session: Practice 1

Round 3/4
2.3 mile(s)
Pro Mazda
April 21, 2016



Section Data for Car 00 - Parsons, Jake (R)

Lap	T/SPO to SF	SF to PI
1	T	98.8449
	S	80.084
2	T	
	S	
3	T	
	S	
4	T	
	S	
5	T	
	S	
6	T	90.5598
	S	84.316
7	T	
	S	

Event: Mazda NAO Grand Prix of Alabama
 Track: Barber Motorsports Park
 Report: Section Data Report
 Session: Practice 1

Round 3/4
 2.3 mile(s)
 Pro Mazda
 April 21, 2016



Section Data for Car 2 - Jamin, Nico (R)

Lap	T/SF to I1	I1 to I2	I2 to I3	I2 to I3A	I3A to I3	I3 to I4	I4 to I5	I4 to I5A	I5A to I5	I5 to I6	I6 to I7	I7 to I8	I8 to SF	Lap	PI to PO	
1	T	2.6158	13.2243	15.9023	9.0970	6.8053	9.8855	14.4548	9.2285	5.2263	7.8589	7.3799	7.3829	12.1269	90.8313	
	S	116.252	78.471	85.537	105.529	58.811	104.975	82.687	70.409	104.367	114.780	97.008	81.546	87.821	91.158	
2	T															1058.4189
	S															0.826

Event: Mazda NAO Grand Prix of Alabama

Round 3/4

Track: Barber Motorsports Park

2.3 mile(s)



Report: Section Data Report

Pro Mazda

Session: Practice 1

April 21, 2016

Section Data for Car 2 - Jamin, Nico (R)

Lap	T/SPO to SF	SF to PI	
1	T	93.6358	91.0040
	S	84.539	83.905
2	T		
	S		

Event: Mazda NAO Grand Prix of Alabama
Track: Barber Motorsports Park
Report: Section Data Report
Session: Practice 1

Round 3/4
2.3 mile(s)
Pro Mazda
April 21, 2016



Section Data for Car 21 - Cevallos, Jorge (R)

Lap	T/SF to I1	I1 to I2	I2 to I3	I2 to I3A	I3A to I3	I3 to I4	I4 to I5	I4 to I5A	I5A to I5	I5 to I6	I6 to I7	I7 to I8	I8 to SF	Lap	PI to PO	
1	T	2.7293	13.5672	15.9439	9.1208	6.8231	10.0717	14.5984	9.3265	5.2719	8.0816	8.0260	8.1863	12.4791	93.6835	
	S	111.417	76.488	85.313	105.254	58.658	103.034	81.874	69.670	103.465	111.617	89.199	73.543	85.343	88.383	
2	T	2.6131	12.8862	15.8339	9.0925	6.7414	9.8461	14.3120	9.0914	5.2206	8.1629	8.3772	7.8124	11.7882	91.6320	
	S	116.372	80.530	85.906	105.582	59.369	105.395	83.512	71.471	104.481	110.506	85.459	77.063	90.345	90.361	
3	T	2.5975	12.9789	16.0706	9.1292	6.9414	9.8534	14.4723	9.2573	5.2150	7.9357	8.0638	7.5034	11.9451	91.4207	
	S	117.071	79.955	84.641	105.157	57.658	105.317	82.587	70.190	104.593	113.669	88.781	80.236	89.158	90.570	
4	T	2.5955	12.9215	15.9863	9.0084	6.9779	9.8572	14.3385	9.1581	5.1804	7.8537	7.9262	7.4038	11.9184	90.8011	
	S	117.161	80.310	85.087	106.567	57.356	105.276	83.358	70.951	105.292	114.856	90.322	81.316	89.358	91.188	
5	T	2.5649	12.9985	15.7569	8.9386	6.8183	9.8233	14.2718	9.1028	5.1690	7.7506	7.7206	7.2849	11.7411	89.9126	
	S	118.559	79.834	86.326	107.399	58.699	105.639	83.747	71.382	105.524	116.384	92.727	82.643	90.707	92.089	
6	T	2.5438	12.6069	15.7899	8.9496	6.8403	9.7179	14.0232	8.8763	5.1469	7.5717	7.6438	7.2237	11.5698	88.6907	
	S	119.542	82.314	86.145	107.267	58.510	106.785	85.232	73.203	105.977	119.134	93.659	83.343	92.050	93.358	
7	T			19.0778	11.4544	7.6234	11.8049	15.4740	9.9619	5.5121	8.0834	8.0776			653.8546	552.8680
	S			71.299	83.811	52.500	87.906	77.241	65.226	98.956	111.592	88.629			12.663	1.581
8	T	2.6571	12.6418	15.5103	8.9262	6.5841	10.6483	14.1971	9.0737	5.1234	7.5909	7.5036	7.5391	11.8196	90.1078	
	S	114.445	82.087	87.698	107.549	60.787	97.455	84.188	71.611	106.463	118.832	95.409	79.856	90.105	91.890	
9	T	2.5110	12.0818	15.1771	8.7805	6.3966	9.5203	13.6330	8.5341	5.0989	7.2819	7.2318	7.0636	11.3248	85.8253	
	S	121.104	85.892	89.624	109.333	62.569	109.002	87.672	76.138	106.975	123.875	98.995	85.232	94.041	96.475	
10	T	2.4556	11.8407	14.9701	8.7025	6.2676	9.4736	13.6082	8.5189	5.0893	7.2901	6.9666	6.9237	11.0847	84.6133	
	S	123.836	87.641	90.863	110.313	63.857	109.539	87.831	76.274	107.177	123.736	102.763	86.954	96.078	97.857	
11	T	2.4378	11.7470	14.9405	8.7010	6.2395	9.4501	13.6110	8.5265	5.0845	7.2559	6.8721	6.8031	10.9887	84.1062	
	S	124.740	88.340	91.043	110.332	64.144	109.811	87.813	76.206	107.278	124.319	104.176	88.496	96.918	98.447	
12	T	2.4273	11.8145	14.8552	8.6555	6.1997	9.4552	13.6792	8.6080	5.0712	7.2566	7.1560	6.8286	10.9614	84.4340	
	S	125.279	87.835	91.566	110.912	64.556	109.752	87.376	75.485	107.559	124.307	100.043	88.165	97.159	98.065	
13	T	2.6011	12.8904	15.6680	9.0388	6.6292	10.0250	14.7886	9.5802	5.2084	8.2496	8.0415	6.6428	11.1261	90.0331	
	S	116.909	80.504	86.816	106.209	60.373	103.514	80.821	67.825	104.726	109.344	89.027	90.631	95.721	91.966	

Event: Mazda NAO Grand Prix of Alabama
Track: Barber Motorsports Park
Report: Section Data Report
Session: Practice 1

Round 3/4
2.3 mile(s)
Pro Mazda
April 21, 2016



Section Data for Car 21 - Cevallos, Jorge (R)

Lap	T/SPO to SF	SF to PI
1	T	98.7928
	S	80.126
2	T	
	S	
3	T	
	S	
4	T	
	S	
5	T	
	S	
6	T	89.1554
	S	85.645
7	T	101.0871
	S	78.308
8	T	
	S	
9	T	
	S	
10	T	
	S	
11	T	
	S	
12	T	
	S	
13	T	93.0173
	S	82.089

Event: Mazda NAO Grand Prix of Alabama
 Track: Barber Motorsports Park
 Report: Section Data Report
 Session: Practice 1

Round 3/4
 2.3 mile(s)
 Pro Mazda
 April 21, 2016



Section Data for Car 23 - Owen, Will

Lap	T/SF to I1	I1 to I2	I2 to I3	I2 to I3A	I3A to I3	I3 to I4	I4 to I5	I4 to I5A	I5A to I5	I5 to I6	I6 to I7	I7 to I8	I8 to SF	Lap	PI to PO	
1	T	2.5152	12.1208	15.2629	8.8561	6.4068	9.7656	14.0467	8.8513	5.1954	7.5140	6.9507	6.8221	11.2968	86.2948	
	S	120.901	85.615	89.120	108.400	62.469	106.264	85.090	73.410	104.988	120.049	102.998	88.249	94.274	95.950	
2	T	2.4921	12.0501	16.4506	9.3137	7.1369	10.8072	16.3792	10.1217	6.2575	8.5900	8.2219	6.6583	11.2096	92.8590	
	S	122.022	86.118	82.686	103.074	56.079	96.022	72.972	64.196	87.168	105.011	87.073	90.420	95.008	89.167	
3	T														149.3618	
	S														5.852	

Event: Mazda NAO Grand Prix of Alabama

Round 3/4

Track: Barber Motorsports Park

2.3 mile(s)



Report: Section Data Report

Pro Mazda

Session: Practice 1

April 21, 2016

Section Data for Car 23 - Owen, Will

Lap	T/SPO to SF	SF to PI
1	T	88.7779
	S	89.165
2	T	93.9349
	S	81.287
3	T	
	S	

Event: Mazda NAO Grand Prix of Alabama
Track: Barber Motorsports Park
Report: Section Data Report
Session: Practice 1

Round 3/4
2.3 mile(s)
Pro Mazda
April 21, 2016



Section Data for Car 3 - Eidson, Jake (R)

Lap	T/SF to I1	I1 to I2	I2 to I3	I2 to I3A	I3A to I3	I3 to I4	I4 to I5	I4 to I5A	I5A to I5	I5 to I6	I6 to I7	I7 to I8	I8 to SF	Lap	PI to PO	
1	T	2.5620	12.9894	15.8907	9.1090	6.7817	9.9615	14.5254	9.3225	5.2029	7.4801	7.3938	7.1717	11.8697	89.8443	
	S	118.693	79.890	85.599	105.390	59.016	104.174	82.285	69.699	104.837	120.593	96.826	83.947	89.724	92.159	
2	T	2.5522	12.8168	15.7725	9.0292	6.7433	9.8628	14.1817	9.0251	5.1566	7.5721	7.4368	7.0456	11.7666	89.0071	
	S	119.149	80.966	86.240	106.322	59.352	105.216	84.280	71.996	105.778	119.128	96.266	85.450	90.510	93.026	
3	T	2.5426	12.7319	15.7839	9.0137	6.7702	9.8881	14.2446	9.0915	5.1531	7.4955	7.7030	6.9812	11.6484	89.0192	
	S	119.598	81.506	86.178	106.505	59.116	104.947	83.907	71.470	105.850	120.345	92.939	86.238	91.429	93.014	
4	T	2.5892	13.0601	16.1100	9.0372	7.0728	9.9998	14.2590	9.0924	5.1666	7.4792	7.6898	6.8981	11.8056	89.8908	
	S	117.446	79.458	84.434	106.228	56.587	103.775	83.823	71.463	105.573	120.607	93.099	87.277	90.211	92.112	
5	T	2.5653	12.9609	15.8934	9.0157	6.8777	9.8663	14.2670	9.1013	5.1657	7.4437	7.4501	6.9190	11.6446	89.0103	
	S	118.540	80.066	85.584	106.481	58.192	105.179	83.776	71.393	105.592	121.182	96.094	87.013	91.459	93.023	
6	T	2.5554	12.7571	15.6696	8.9406	6.7290	9.8169	13.9953	8.8429	5.1524	7.4435	7.2773	6.9260	11.6956	88.1367	
	S	118.999	81.345	86.807	107.375	59.478	105.708	85.402	73.480	105.864	121.186	98.376	86.925	91.060	93.945	
7	T	2.5145	12.5925	15.5436	8.9194	6.6242	9.7922	14.1612	9.0094	5.1518	7.4150	7.0698	6.9329	11.5364	87.5581	
	S	120.935	82.408	87.510	107.631	60.419	105.975	84.402	72.122	105.876	121.651	101.263	86.839	92.316	94.566	
8	T	2.4764	12.7783	15.6082	8.9003	6.7079	9.8129	14.1116	8.9390	5.1726	7.4336	7.1560	6.8966	11.4881	87.7617	
	S	122.796	81.210	87.148	107.862	59.665	105.751	84.698	72.690	105.451	121.347	100.043	87.296	92.705	94.346	
9	T														377.7669	
	S														2.314	

Event: Mazda NAO Grand Prix of Alabama

Round 3/4

Track: Barber Motorsports Park

2.3 mile(s)



Report: Section Data Report

Pro Mazda

Session: Practice 1

April 21, 2016

Section Data for Car 3 - Eidson, Jake (R)

Lap	T/SPO to SF	SF to PI
1	T	94.1248
	S	84.100
2	T	
	S	
3	T	
	S	
4	T	
	S	
5	T	
	S	
6	T	
	S	
7	T	
	S	
8	T	86.3312
	S	88.446
9	T	
	S	

Event: Mazda NAO Grand Prix of Alabama
Track: Barber Motorsports Park
Report: Section Data Report
Session: Practice 1

Round 3/4
2.3 mile(s)
Pro Mazda
April 21, 2016



Section Data for Car 31 - Dapero, Nicolas (R)

Lap	T/SF to I1	I1 to I2	I2 to I3	I2 to I3A	I3A to I3	I3 to I4	I4 to I5	I4 to I5A	I5A to I5	I5 to I6	I6 to I7	I7 to I8	I8 to SF	Lap	PI to PO	
1	T	2.6317	13.6495	16.5444	9.1275	7.4169	10.0827	14.6598	9.4587	5.2011	7.8380	8.0630	8.2071	12.3287	94.0049	
	S	115.549	76.027	82.217	105.177	53.962	102.922	81.531	68.696	104.873	115.086	88.789	73.357	86.384	88.081	
2	T	2.6309	13.3460	16.0677	9.0172	7.0505	9.9508	14.5184	9.3465	5.1719	7.6110	7.6962	7.8034	12.1021	91.7265	
	S	115.584	77.756	84.656	106.463	56.766	104.286	82.325	69.520	105.465	118.519	93.021	77.152	88.001	90.268	
3	T	2.5849	13.0977	15.9717	9.0175	6.9542	9.9588	14.3064	9.1285	5.1779	7.5014	7.6178	7.2973	11.8982	90.2342	
	S	117.641	79.230	85.165	106.460	57.552	104.202	83.545	71.181	105.343	120.250	93.978	82.502	89.509	91.761	
4	T	2.5855	13.0074	15.8927	8.9300	6.9627	9.8710	14.3620	9.1762	5.1858	7.5440	7.5054	7.2458	11.9691	89.9829	
	S	117.614	79.780	85.588	107.503	57.482	105.129	83.222	70.811	105.182	119.571	95.386	83.089	88.979	92.017	
5	T	2.5263	12.8529	15.7604	8.9820	6.7784	9.9291	14.2588	9.0840	5.1748	7.5143	7.4804	7.3352	11.8413	89.4987	
	S	120.370	80.739	86.307	106.880	59.045	104.514	83.824	71.529	105.406	120.044	95.705	82.076	89.939	92.515	
6	T			19.9718	12.9865	6.9853	9.8841	14.1256	8.9691	5.1565	7.4624	7.3945			242.2800	135.8148
	S			68.107	73.923	57.296	104.990	84.614	72.446	105.780	120.879	96.816			34.175	6.436
7	T	2.5003	12.4889	15.5811	8.8478	6.7333	9.8052	14.2908	9.1187	5.1721	7.4509	7.3052	7.1510	11.4152	87.9886	
	S	121.622	83.092	87.300	108.502	59.440	105.834	83.636	71.257	105.461	121.065	98.000	84.190	93.297	94.103	
8	T	2.4826	12.3828	15.4078	8.8913	6.5165	9.7823	14.0692	8.9025	5.1667	7.4691	7.1231	6.9552	11.4691	87.1412	
	S	122.489	83.804	88.282	107.971	61.418	106.082	84.953	72.988	105.571	120.770	100.505	86.560	92.858	95.018	
9	T	2.4724	12.2350	15.5128	8.8860	6.6268	9.9465	14.2369	9.0621	5.1748	7.4722	7.0941	6.7868	11.5442	87.3009	
	S	122.994	84.816	87.684	108.035	60.395	104.331	83.953	71.702	105.406	120.720	100.916	88.708	92.254	94.844	
10	T	2.4677	12.2532	15.5510	8.9306	6.6204	9.7476	13.9745	8.8254	5.1491	7.4464	7.1808	6.9822	11.5981	87.2015	
	S	123.228	84.690	87.469	107.496	60.454	106.460	85.529	73.625	105.932	121.138	99.698	86.226	91.825	94.952	
11	T	2.4648	12.3418	15.5661	8.8693	6.6968	9.7468	14.0572	8.8933	5.1639	7.4605	7.1494	6.8874	11.4062	87.0802	
	S	123.373	84.082	87.384	108.239	59.764	106.469	85.026	73.063	105.628	120.910	100.136	87.413	93.370	95.085	
12	T	2.4510	12.2737	15.5240	8.8797	6.6443	9.7364	14.0333	8.8659	5.1674	7.4698	6.9039	6.9407	11.4859	86.8187	
	S	124.068	84.549	87.621	108.112	60.236	106.582	85.171	73.289	105.557	120.759	103.696	86.741	92.722	95.371	
13	T	2.4502	12.2742	15.6141	8.8252	6.7889	9.6627	13.9474	8.7913	5.1561	7.4375	7.0645	6.9692	11.3864	86.8062	
	S	124.109	84.545	87.115	108.779	58.953	107.395	85.695	73.911	105.788	121.283	101.339	86.387	93.533	95.385	
14	T	2.4488	12.2533	15.6807	8.9042	6.7765	9.7570	14.0488	8.8928	5.1560	7.4455	7.1720	6.8411	11.5063	87.1535	
	S	124.180	84.690	86.745	107.814	59.061	106.357	85.077	73.067	105.790	121.153	99.820	88.004	92.558	95.005	
15	T															28.9437
	S															30.200

Event: Mazda NAO Grand Prix of Alabama
Track: Barber Motorsports Park
Report: Section Data Report
Session: Practice 1

Round 3/4
2.3 mile(s)
Pro Mazda
April 21, 2016



Section Data for Car 31 - Dapero, Nicolas (R)

Lap	T/SPO to SF	SF to PI
1	T 98.3694	
	S 80.471	
2	T	
	S	
3	T	
	S	
4	T	
	S	
5	T	96.6232
	S	79.025
6	T 98.7304	
	S 80.177	
7	T	
	S	
8	T	
	S	
9	T	
	S	
10	T	
	S	
11	T	
	S	
12	T	
	S	
13	T	
	S	
14	T 94.3095	
	S 80.964	
15	T	
	S	

Event: Mazda NAO Grand Prix of Alabama
Track: Barber Motorsports Park
Report: Section Data Report
Session: Practice 1

Round 3/4
2.3 mile(s)
Pro Mazda
April 21, 2016



Section Data for Car 5 - Grist, Garrett

Lap	T/SF to I1	I1 to I2	I2 to I3	I2 to I3A	I3A to I3	I3 to I4	I4 to I5	I4 to I5A	I5A to I5	I5 to I6	I6 to I7	I7 to I8	I8 to SF	Lap	PI to PO
1	T	2.5495	12.6199	15.5253	8.9893	6.5360	9.8352	13.9666	8.7643	5.2023	7.5342	7.2704	7.2953	11.4161	88.0125
	S	119.275	82.229	87.614	106.794	61.234	105.512	85.578	74.139	104.849	119.727	98.469	82.525	93.289	94.078
2	T	2.5484	13.8649	19.2083	11.9273	7.2810	13.0011	17.4819	10.5803	6.9016	10.5014	9.6719	7.0435	11.2767	104.5981
	S	119.326	74.846	70.815	80.488	54.969	79.818	68.369	61.413	79.033	85.898	74.019	85.475	94.443	79.160
3	T														93.6434
	S														9.334

Event: Mazda NAO Grand Prix of Alabama

Round 3/4

Track: Barber Motorsports Park

2.3 mile(s)



Report: Section Data Report

Pro Mazda

Session: Practice 1






April 21, 2016

Section Data for Car 5 - Grist, Garrett

Lap	T/SPO to SF	SF to PI
1	T	89.9071
	S	88.045
2	T	111.4275
	S	68.526
3	T	
	S	

Report Support Information

Section Legend	
Name	Length
SF to I1	0.084470 miles
I1 to I2	0.288258 miles
I2 to I3	0.377841 miles
I2 to I3A	0.266667 miles
I3A to I3	0.111174 miles
I3 to I4	0.288258 miles
I4 to I5	0.332008 miles
I4 to I5A	0.180492 miles
I5A to I5	0.151515 miles
I5 to I6	0.250568 miles
I6 to I7	0.198864 miles
I7 to I8	0.167235 miles
I8 to SF	0.295833 miles
Lap	2.300000 miles
PI to PO	0.242803 miles
PO to SF	2.198864 miles
SF to PI	2.121023 miles
PO to I2	0.280871 miles
I7 to PI	0.304419 miles
PO to PI	1.903030 miles

Color Legend	
	Fastest Lap
	Section Under Caution
	Section Under Green
	Section Time Data
	Section Speed Data

