

Event: Cooper Tires Pro Mazda GP of Mid-Ohio
 Track: Mid-Ohio Sports Car Course
 Report: Section Data Report
 Session: Practice 1

Round 13 / 14
 2.258 mile(s)
 Pro Mazda
 July 31, 2015



Section Data for Car 10 - Latorre, Florian (R)

Lap	T/SF to I1	I1 to I2	I1 to I2A	I2A to I2	I2 to I3	I2 to I3A	I3A to I3	I3 to I4	I4 to I5	I4 to I5A	I5A to I5B	I5B to I5	I5 to I6	I5 to I6A	I6A to I6	
1	T	4.5281	11.8919	7.1682	4.7237	16.7242	8.4803	8.2439	2.8467	16.8458	7.0004	5.4050	4.4404	11.5973	5.1890	6.4083
	S	113.835	115.816	111.763	121.967	94.950	73.084	117.442	134.606	84.631	100.027	71.020	76.928	91.832	98.285	86.606
2	T	4.4961	11.7113	7.0143	4.6970	20.2739	8.5933	11.6806	4.2437	17.6724	7.9288	5.3295	4.4141	11.5301	5.1275	6.4026
	S	114.645	117.602	114.215	122.660	78.325	72.123	82.888	90.294	80.673	88.314	72.026	77.386	92.367	99.464	86.684
3	T	4.4873	11.5816	6.9324	4.6492	16.4366	8.2544	8.1822	2.8381	16.6157	6.9582	5.2669	4.3906	11.3172	5.0466	6.2706
	S	114.870	118.919	115.564	123.922	96.611	75.084	118.328	135.014	85.803	100.633	72.882	77.801	94.105	101.058	88.508
4	T	4.4727	11.5133	6.8578	4.6555	16.4262	8.2563	8.1699	2.8291	16.3933	6.8414	5.2009	4.3510	11.3122	5.0545	6.2577
	S	115.245	119.624	116.821	123.754	96.672	75.067	118.506	135.443	86.967	102.351	73.807	78.509	94.146	100.900	88.691
5	T	4.4689	11.7321	6.9736	4.7585	16.6037	8.4170	8.1867	2.8353	16.4076	6.9031	5.1282	4.3763	11.3858	5.0826	6.3032
	S	115.343	117.394	114.881	121.075	95.639	73.633	118.263	135.147	86.892	101.437	74.853	78.055	93.538	100.342	88.051
6	T				4.9893	16.8074	8.6130	8.1944	2.8311	16.6325	6.9845	5.2871	4.3609	11.2858	5.0482	6.2376
	S				115.474	94.479	71.958	118.152	135.347	85.717	100.254	72.604	78.330	94.366	101.026	88.977
7	T	4.4804	11.5907	6.9020	4.6887	16.6502	8.3243	8.3259	2.9183	18.9363	7.9145	6.1483	4.8735	12.6443	5.5759	7.0684
	S	115.047	118.826	116.073	122.878	95.371	74.453	116.286	131.303	75.288	88.474	62.434	70.091	84.228	91.465	78.518
8	T				7.9458	17.1591	8.9613	8.1978	2.8394	16.5346	6.9680	5.2574	4.3092	11.2265	5.0230	6.2035
	S				72.508	92.543	69.161	118.103	134.952	86.224	100.492	73.014	79.270	94.865	101.533	89.466
9	T	4.4765	11.4620	6.8255	4.6365	16.5155	8.2920	8.2235	2.8398	16.3298	6.8613	5.1891	4.2794	11.3053	5.0040	6.3013
	S	115.147	120.160	117.374	124.261	96.149	74.743	117.734	134.933	87.306	102.055	73.975	79.822	94.204	101.918	88.077
10	T	4.4443	11.5522	6.8698	4.6824	16.4243	8.2617	8.1626	2.8326	17.3623	7.1637	5.2684	4.9302	13.4969	6.2301	7.2668
	S	115.981	119.222	116.617	123.043	96.683	75.018	118.612	135.276	82.114	97.747	72.862	69.285	78.907	81.861	76.375
11	T															
	S															

Event: Cooper Tires Pro Mazda GP of Mid-Ohio
 Track: Mid-Ohio Sports Car Course
 Report: Section Data Report
 Session: Practice 1

Round 13 / 14
 2.258 mile(s)
 Pro Mazda
 July 31, 2015



Section Data for Car 10 - Latorre, Florian (R)

Lap	T/S	I6 to I7	I6 to I7A	I7A to I7	I7 to I8	I8 to SF	Lap	PI to PO	PO to SF	SF to PI
1	T	8.9430	3.4813	5.4617	5.6942	4.7327	83.8039		88.5604	
	S	102.315	109.285	97.872	72.562	94.363	96.998		85.974	
2	T	8.7237	3.4439	5.2798	5.4361	4.7455	88.8328			
	S	104.887	110.472	101.244	76.007	94.108	91.507			
3	T	8.6083	3.4793	5.1290	5.5246	4.6618	82.0712			
	S	106.293	109.348	104.220	74.789	95.798	99.046			
4	T	8.5032	3.4483	5.0549	5.4190	4.6872	81.5562			
	S	107.607	110.331	105.748	76.247	95.279	99.671			
5	T	8.5281	3.4443	5.0838	5.4666	4.6717	82.0998			79.5190
	S	107.292	110.459	105.147	75.583	95.595	99.011			96.615
6	T	9.1166	3.4431	5.6735			183.5954	106.3003	79.7909	
	S	100.366	110.498	94.218			44.276	8.447	95.423	
7	T	8.5025	3.4304	5.0721	5.3469	4.7320	85.8016			85.9537
	S	107.615	110.907	105.389	77.275	94.377	94.739			89.382
8	T	10.4992	4.0617	6.4375			136.2523	50.4872	85.5605	
	S	87.149	93.669	83.036			59.660	17.786	88.988	
9	T	8.4466	3.4298	5.0168	5.4350	4.6473	81.4578			
	S	108.328	110.926	106.551	76.022	96.097	99.792			
10	T	8.4320	3.4219	5.0101	5.5197	4.5894	84.6537			84.6044
	S	108.515	111.182	106.694	74.856	97.309	96.024			90.808
11	T	10.9610	4.3783	6.5827						
	S	83.478	86.895	81.205						

Event: Cooper Tires Pro Mazda GP of Mid-Ohio
Track: Mid-Ohio Sports Car Course
Report: Section Data Report
Session: Practice 1

Round 13 / 14
2.258 mile(s)
Pro Mazda
July 31, 2015



Section Data for Car 13 - Eberle(E), Bobby

Lap	T/SF to I1	I1 to I2	I1 to I2A	I2A to I2	I2 to I3	I2 to I3A	I3A to I3	I3 to I4	I4 to I5	I4 to I5A	I5A to I5B	I5B to I5	I5 to I6	I5 to I6A	I6A to I6	
1	T	4.7270	12.6250	7.6263	4.9987	17.2772	8.8337	8.4435	2.8928	17.6250	7.5235	5.4150	4.6865	11.7830	5.2853	6.4977
	S	109.045	109.091	105.049	115.257	91.910	70.160	114.666	132.461	80.890	93.072	70.889	72.888	90.384	96.494	85.415
2	T	4.6844	12.4171	7.4638	4.9533	16.9795	8.5970	8.3825	2.8884	17.4315	7.4994	5.3465	4.5856	11.9088	5.2345	6.6743
	S	110.036	110.917	107.336	116.314	93.522	72.092	115.500	132.662	81.788	93.371	71.797	74.492	89.430	97.431	83.155
3	T	4.6582	12.0658	7.2262	4.8396	16.8086	8.4942	8.3144	2.8706	17.6313	7.6490	5.3770	4.6053	11.7235	5.2143	6.5092
	S	110.655	114.147	110.866	119.046	94.473	72.964	116.446	133.485	80.861	91.545	71.390	74.173	90.843	97.808	85.264
4	T	4.6310	12.0574	7.2132	4.8442	16.7159	8.3970	8.3189	2.8749	17.1520	7.2986	5.3029	4.5505	11.8318	5.2172	6.6146
	S	111.305	114.226	111.065	118.933	94.997	73.809	116.383	133.285	83.120	95.940	72.387	75.067	90.012	97.754	83.905
5	T	4.6240	12.0573	7.2210	4.8363	16.6813	8.3869	8.2944	2.8706	17.0754	7.2236	5.3108	4.5410	11.6308	5.1910	6.4398
	S	111.474	114.227	110.945	119.128	95.194	73.898	116.727	133.485	83.493	96.936	72.280	75.224	91.567	98.247	86.183
6	T	4.5923	11.9564	7.1405	4.8159	16.7214	8.4113	8.3101	2.8711	17.0721	7.2463	5.2501	4.5757	11.6583	5.1823	6.4760
	S	112.243	115.191	112.196	119.632	94.965	73.683	116.507	133.462	83.509	96.632	73.115	74.653	91.351	98.412	85.701
7	T	4.6026	12.0247	7.1956	4.8291	16.7515	8.4584	8.2931	2.8589	16.8189	7.1369	5.1991	4.4829	11.6318	5.1933	6.4385
	S	111.992	114.537	111.337	119.305	94.795	73.273	116.745	134.031	84.767	98.114	73.833	76.199	91.559	98.203	86.200
8	T	4.5602	12.0268	7.1775	4.8493	16.7513	8.4402	8.3111	2.8662	18.4643	7.6955	5.7367	5.0321	11.9302	5.2935	6.6367
	S	113.033	114.517	111.618	118.808	94.796	73.431	116.493	133.690	77.213	90.992	66.914	67.882	89.269	96.345	83.626
9	T				5.2803	17.1099	8.6712	8.4387	2.8988	17.2043	7.2491	5.4092	4.5460	12.2676	5.5205	6.7471
	S				109.111	92.809	71.475	114.731	132.186	82.868	96.595	70.965	75.141	86.814	92.383	82.258
10	T															
	S															

Event: Cooper Tires Pro Mazda GP of Mid-Ohio
 Track: Mid-Ohio Sports Car Course
 Report: Section Data Report
 Session: Practice 1

Round 13 / 14
 2.258 mile(s)
 Pro Mazda
 July 31, 2015



Section Data for Car 13 - Eberle(E), Bobby

Lap	T/S	I6 to I7	I6 to I7A	I7A to I7	I7 to I8	I8 to SF	Lap	PI to PO	PO to SF	SF to PI
1	T	9.5857	3.6844	5.9013	5.8635	4.9107	87.2899		89.2654	
	S	95.455	103.261	90.581	70.467	90.942	93.124		85.295	
2	T	9.0860	3.5550	5.5310	5.7849	4.8670	86.0476			
	S	100.704	107.020	96.645	71.424	91.759	94.469			
3	T	9.1299	3.5988	5.5311	5.6413	4.8310	85.3602			
	S	100.220	105.717	96.644	73.242	92.443	95.229			
4	T	9.0358	3.5510	5.4848	5.6308	4.7941	84.7237			
	S	101.264	107.140	97.459	73.379	93.154	95.945			
5	T	8.9869	3.4982	5.4887	5.6196	4.7826	84.3285			
	S	101.815	108.757	97.390	73.525	93.378	96.394			
6	T	8.8628	3.5172	5.3456	5.6356	4.7644	84.1344			
	S	103.241	108.170	99.997	73.316	93.735	96.617			
7	T	8.7956	3.5091	5.2865	5.5139	4.8022	83.8001			
	S	104.029	108.419	101.115	74.935	92.997	97.002			
8	T	8.8775	3.5208	5.3567	5.4861	4.7561	85.7187			85.3787
	S	103.070	108.059	99.790	75.314	93.899	94.831			89.984
9	T	10.0371	3.6700	6.3671			310.1558	226.2561		
	S	91.162	103.666	83.954			26.209	3.969		
10	T	9.1299	3.5460	5.5839						
	S	100.220	107.291	95.730						

Event: Cooper Tires Pro Mazda GP of Mid-Ohio
 Track: Mid-Ohio Sports Car Course
 Report: Section Data Report
 Session: Practice 1

Round 13 / 14
 2.258 mile(s)
 Pro Mazda
 July 31, 2015



Section Data for Car 14 - Latif, Alessandro (R)

Lap	T/SF to I1	I1 to I2	I1 to I2A	I2A to I2	I2 to I3	I2 to I3A	I3A to I3	I3 to I4	I4 to I5	I4 to I5A	I5A to I5B	I5B to I5	I5 to I6	I5 to I6A	I6A to I6	
1	T	4.7536	12.5114	7.6181	4.8933	17.0376	8.8059	8.2317	2.8364	17.2880	7.2393	5.4291	4.6196	11.7129	5.1936	6.5193
	S	108.435	110.081	105.162	117.740	93.203	70.382	117.616	135.094	82.467	96.726	70.705	73.944	90.925	98.198	85.132
2	T	4.5278	11.8563	7.1326	4.7237	16.6727	8.4640	8.2087	2.8300	17.1533	7.1227	5.4292	4.6014	11.6247	5.1508	6.4739
	S	113.842	116.164	112.320	121.967	95.243	73.225	117.946	135.400	83.114	98.309	70.704	74.236	91.615	99.014	85.729
3	T	4.4691	12.1408	7.3125	4.8283	16.5929	8.4194	8.1735	2.8403	17.0446	7.0960	5.3499	4.5987	11.7418	5.1999	6.5419
	S	115.337	113.442	109.557	119.325	95.701	73.612	118.454	134.909	83.644	98.679	71.752	74.280	90.702	98.079	84.838
4	T	4.4718	11.6031	6.9325	4.6706	16.6793	8.5051	8.1742	2.8253	16.8068	7.0432	5.2467	4.5169	11.5380	5.1472	6.3908
	S	115.268	118.699	115.562	123.354	95.205	72.871	118.444	135.625	84.828	99.419	73.163	75.625	92.304	99.083	86.844
5	T	4.4550	11.6556	6.9658	4.6898	16.5156	8.3845	8.1311	2.8155	16.7579	6.9866	5.2855	4.4858	11.5468	5.1353	6.4115
	S	115.702	118.164	115.010	122.849	96.149	73.919	119.071	136.097	85.075	100.224	72.626	76.149	92.233	99.313	86.563
6	T	4.4703	11.5558	6.8989	4.6569	16.4865	8.3716	8.1149	2.8192	16.5566	6.9067	5.2265	4.4234	11.5000	5.1266	6.3734
	S	115.306	119.185	116.125	123.717	96.318	74.033	119.309	135.919	86.110	101.384	73.446	77.224	92.609	99.481	87.081
7	T	4.4443	11.5766	6.9416	4.6350	16.4319	8.3330	8.0989	2.8229	16.6202	6.9401	5.2244	4.4557	11.4430	5.0798	6.3632
	S	115.981	118.970	115.411	124.301	96.639	74.376	119.545	135.740	85.780	100.896	73.475	76.664	93.070	100.398	87.220
8	T	4.4426	12.9646	7.2543	5.7103	17.4161	9.1915	8.2246	2.8312	17.5049	7.4960	5.3356	4.6733	12.1315	5.4547	6.6768
	S	116.025	106.233	110.436	100.894	91.177	67.429	117.718	135.343	81.445	93.413	71.944	73.094	87.788	93.497	83.124
9	T				5.0301	16.6249	8.4774	8.1475	2.8354	17.1196	7.1976	5.3072	4.6148	11.5550	5.1733	6.3817
	S				114.538	95.517	73.109	118.832	135.142	83.278	97.286	72.329	74.021	92.168	98.583	86.967
10	T	4.4555	11.5283	6.8842	4.6441	16.4577	8.3551	8.1026	2.8222	16.7307	6.9809	5.2624	4.4874	11.3980	5.1007	6.2973
	S	115.689	119.469	116.373	124.058	96.487	74.179	119.490	135.774	85.214	100.306	72.945	76.122	93.437	99.986	88.133
11	T	4.4365														
	S	116.185														

Event: Cooper Tires Pro Mazda GP of Mid-Ohio
Track: Mid-Ohio Sports Car Course
Report: Section Data Report
Session: Practice 1

Round 13 / 14
2.258 mile(s)
Pro Mazda
July 31, 2015



Section Data for Car 14 - Latif, Alessandro (R)

Lap	T/S	I6 to I7	I6 to I7A	I7A to I7	I7 to I8	I8 to SF	Lap	PI to PO	PO to SF	SF to PI
1	T	9.4802	3.5397	5.9405	6.1527	4.7433	86.5161		88.1951	
	S	96.517	107.482	89.983	67.155	94.152	93.957		86.330	
2	T	8.8397	3.4672	5.3725	5.8130	4.6857	84.0032			
	S	103.510	109.730	99.497	71.079	95.309	96.768			
3	T	8.7387	3.4468	5.2919	5.6819	4.6476	83.8977			
	S	104.707	110.379	101.012	72.719	96.091	96.889			
4	T	8.6451	3.4728	5.1723	5.6946	4.6315	82.8955			
	S	105.840	109.553	103.348	72.557	96.425	98.061			
5	T	8.6153	3.4282	5.1871	5.5847	4.6160	82.5624			
	S	106.206	110.978	103.053	73.985	96.748	98.456			
6	T	8.6170	3.4483	5.1687	5.6740	4.6051	82.2845			
	S	106.185	110.331	103.420	72.820	96.977	98.789			
7	T	8.5181	3.4404	5.0777	5.5646	4.6099	82.0315			
	S	107.418	110.584	105.273	74.252	96.876	99.094			
8	T	8.4442	3.4368	5.0074	5.5252	4.6150	85.8753			87.8678
	S	108.358	110.700	106.751	74.781	96.769	94.658			87.435
9	T	10.2349	3.6649	6.5700			138.2804	55.5252	81.0224	
	S	89.400	103.810	81.363			58.785	16.173	93.972	
10	T	8.6195	3.4211	5.1984	5.5906	4.6340	82.2365			
	S	106.155	111.208	102.829	73.907	96.373	98.847			
11	T	8.5136	3.4296	5.0840	5.4661	4.6114				
	S	107.475	110.933	105.143	75.590	96.845				

Event: Cooper Tires Pro Mazda GP of Mid-Ohio
Track: Mid-Ohio Sports Car Course
Report: Section Data Report
Session: Practice 1

Round 13 / 14
2.258 mile(s)
Pro Mazda
July 31, 2015



Section Data for Car 2 - Burkett, Daniel (R)

Lap	T/SF to I1	I1 to I2	I1 to I2A	I2A to I2	I2 to I3	I2 to I3A	I3A to I3	I3 to I4	I4 to I5	I4 to I5A	I5A to I5B	I5B to I5	I5 to I6	I5 to I6A	I6A to I6	
1	T	4.5480	12.0500	7.2229	4.8271	16.7638	8.4895	8.2743	2.8546	16.9914	7.0756	5.3589	4.5569	11.5521	5.1413	6.4108
	S	113.337	114.296	110.916	119.355	94.725	73.005	117.011	134.233	83.906	98.964	71.631	74.961	92.191	99.197	86.573
2	T	4.5220	12.1963	7.2948	4.9015	16.7260	8.4886	8.2374	2.8579	16.7680	7.0453	5.3673	4.3554	11.5268	5.1864	6.3404
	S	113.988	112.925	109.823	117.543	94.939	73.012	117.535	134.078	85.024	99.389	71.519	78.429	92.393	98.334	87.534
3	T	4.5162	11.6292	6.9121	4.7171	16.6567	8.4309	8.2258	2.8552	16.5559	7.0066	5.2297	4.3196	11.3550	5.0937	6.2613
	S	114.135	118.432	115.903	122.138	95.334	73.512	117.701	134.205	86.113	99.938	73.401	79.079	93.791	100.124	88.640
4	T	4.4847	11.5989	6.9135	4.6854	16.6743	8.4638	8.2105	2.8521	16.3483	6.9209	5.1689	4.2585	11.3282	5.1184	6.2098
	S	114.936	118.742	115.880	122.964	95.234	73.226	117.920	134.351	87.207	101.176	74.264	80.214	94.013	99.641	89.375
5	T	4.4678	11.4520	6.7905	4.6615	16.5083	8.3381	8.1702	2.8401	16.2809	6.8521	5.1957	4.2331	11.3384	5.1393	6.1991
	S	115.371	120.265	117.979	123.595	96.191	74.330	118.502	134.918	87.568	102.192	73.881	80.695	93.929	99.235	89.529
6	T	4.4855	11.4460	6.7912	4.6548	16.4527	8.2831	8.1696	2.8399	16.4344	6.8318	5.1283	4.4743	11.4867	5.2436	6.2431
	S	114.916	120.328	117.967	123.773	96.516	74.824	118.510	134.928	86.750	102.495	74.852	76.345	92.716	97.261	88.898
7	T				4.9577	16.6553	8.4091	8.2462	2.9381	17.8740	7.1113	5.7951	4.9676	12.8925	5.9265	6.9660
	S				116.210	95.342	73.703	117.409	130.418	79.763	98.467	66.239	68.764	82.606	86.054	79.673
8	T				4.9607	16.5267	8.3381	8.1886	2.8324	17.3477	7.2815	5.3040	4.7622	11.7641	5.1898	6.5743
	S				116.140	96.084	74.330	118.235	135.285	82.183	96.165	72.372	71.730	90.530	98.270	84.420
9	T	4.5115	11.6797	6.9748	4.7049	16.4097	8.2377	8.1720	2.8411	16.5377	6.9218	5.1659	4.4500	11.2978	5.0802	6.2176
	S	114.253	117.920	114.862	122.455	96.769	75.236	118.476	134.871	86.208	101.163	74.307	76.762	94.266	100.390	89.263
10	T	4.4881	11.6920	6.9579	4.7341	16.4132	8.2283	8.1849	2.8559	16.3655	6.9910	5.1828	4.1917	11.4556	5.1034	6.3522
	S	114.849	117.796	115.141	121.699	96.749	75.322	118.289	134.172	87.115	100.161	74.065	81.492	92.968	99.933	87.371
11	T															
	S															

Event: Cooper Tires Pro Mazda GP of Mid-Ohio
Track: Mid-Ohio Sports Car Course
Report: Section Data Report
Session: Practice 1

Round 13 / 14
2.258 mile(s)
Pro Mazda
July 31, 2015



Section Data for Car 2 - Burkett, Daniel (R)

Lap	T/S	I6 to I7	I6 to I7A	I7A to I7	I7 to I8	I8 to SF	Lap	PI to PO	PO to SF	SF to PI
1	T	9.0335	3.5307	5.5028	5.6255	4.7462	84.1651		88.2215	
	S	101.290	107.756	97.141	73.448	94.094	96.582		86.304	
2	T	8.7232	3.4918	5.2314	5.5872	4.7202	83.6276			
	S	104.893	108.957	102.180	73.951	94.613	97.202			
3	T	8.5848	3.4838	5.1010	5.5673	4.7016	82.4219			
	S	106.584	109.207	104.792	74.216	94.987	98.624			
4	T	8.5270	3.4728	5.0542	5.5306	4.6577	82.0018			
	S	107.306	109.553	105.763	74.708	95.882	99.130			
5	T	8.4533	3.4701	4.9832	5.5208	4.6056	81.4672			
	S	108.242	109.638	107.270	74.841	96.967	99.780			
6	T	8.4866	3.4565	5.0301	5.5125	4.6401	81.7844			79.3167
	S	107.817	110.069	106.269	74.954	96.246	99.393			96.861
7	T	8.7893	3.4461	5.3432			144.0123	63.5585		
	S	104.104	110.401	100.042			56.445	14.128		
8	T	12.1737	4.3851	7.7886			176.4133	91.8316	81.2821	
	S	75.162	86.761	68.632			46.078	9.778	93.672	
9	T	8.6590	3.4731	5.1859	5.4754	4.7077	82.1196			
	S	105.670	109.543	103.077	75.461	94.864	98.987			
10	T	8.5827	3.4547	5.1280	5.5576	4.6633	82.0739			81.4541
	S	106.610	110.127	104.241	74.345	95.767	99.042			94.320
11	T	9.3400	3.5288	5.8112						
	S	97.966	107.814	91.985						

Event: Cooper Tires Pro Mazda GP of Mid-Ohio
 Track: Mid-Ohio Sports Car Course
 Report: Section Data Report
 Session: Practice 1

Round 13 / 14
 2.258 mile(s)
 Pro Mazda
 July 31, 2015



Section Data for Car 21 - Franzoni, Victor (R)

Lap	T/SF to I1	I1 to I2	I1 to I2A	I2A to I2	I2 to I3	I2 to I3A	I3A to I3	I3 to I4	I4 to I5	I4 to I5A	I5A to I5B	I5B to I5	I5 to I6	I5 to I6A	I6A to I6	
1	T	4.6090	12.6370	7.7221	4.9149	16.9382	8.6670	8.2712	2.8482	17.1539	7.1328	5.4231	4.5980	11.6528	5.1818	6.4710
	S	111.837	108.987	103.746	117.222	93.750	71.509	117.055	134.535	83.111	98.170	70.783	74.291	91.394	98.421	85.767
2	T	4.5126	11.8008	7.0676	4.7332	16.5965	8.4082	8.1883	2.8298	17.0262	7.1417	5.3901	4.4944	11.5542	5.1336	6.4206
	S	114.226	116.710	113.353	121.722	95.680	73.711	118.240	135.410	83.735	98.048	71.216	76.004	92.174	99.345	86.441
3	T	4.4832	11.7548	7.0828	4.6720	16.3927	8.2504	8.1423	2.8298	16.6594	6.9969	5.2202	4.4423	11.4269	5.1101	6.3168
	S	114.975	117.167	113.110	123.317	96.870	75.120	118.908	135.410	85.578	100.077	73.534	76.895	93.201	99.802	87.861
4	T	4.4494	11.5603	6.9129	4.6474	16.3736	8.2438	8.1298	2.8140	16.5791	6.9417	5.2017	4.4357	11.3825	5.0882	6.2943
	S	115.848	119.138	115.890	123.970	96.983	75.180	119.090	136.170	85.993	100.873	73.796	77.009	93.565	100.232	88.175
5	T	4.4333	11.5898	6.9233	4.6665	16.5749	8.4157	8.1592	2.8143	16.5352	6.9521	5.1926	4.3905	11.4289	5.1149	6.3140
	S	116.269	118.835	115.716	123.462	95.805	73.645	118.661	136.155	86.221	100.722	73.925	77.802	93.185	99.709	87.900
6	T	4.4572	11.5176	6.8795	4.6381	16.3420	8.2233	8.1187	2.8171	16.4816	6.8843	5.1766	4.4207	11.3154	5.0622	6.2532
	S	115.645	119.580	116.453	124.218	97.170	75.368	119.253	136.020	86.501	101.714	74.154	77.271	94.120	100.747	88.755
7	T	4.4259	11.4313	6.8230	4.6083	16.2441	8.1524	8.0917	2.8079	16.4441	6.8606	5.1408	4.4427	13.0736	5.9110	7.1626
	S	116.463	120.483	117.417	125.021	97.756	76.023	119.651	136.466	86.699	102.065	74.670	76.888	81.462	86.280	77.486
8	T				4.9533	16.6787	8.5089	8.1698	2.8190	16.7993	7.0581	5.2522	4.4890	11.3848	5.0791	6.3057
	S				116.314	95.209	72.838	118.507	135.928	84.866	99.209	73.086	76.095	93.546	100.411	88.016
9	T	4.4472	11.5349	6.9150	4.6199	16.3012	8.2112	8.0900	2.8042	16.3528	6.8421	5.1325	4.3782	11.2198	5.0098	6.2100
	S	115.905	119.400	115.855	124.708	97.413	75.479	119.676	136.646	87.183	102.341	74.791	78.021	94.921	101.800	89.372
10	T	4.5322	13.0412	7.8848	5.1564	17.0550	8.7887	8.2663	2.8773	17.2005	7.4485	5.2272	4.5248	11.7316	5.2538	6.4778
	S	113.732	105.609	101.605	111.732	93.108	70.519	117.124	133.174	82.888	94.009	73.438	75.493	90.780	97.973	85.677
11	T															
	S															

Event: Cooper Tires Pro Mazda GP of Mid-Ohio
Track: Mid-Ohio Sports Car Course
Report: Section Data Report
Session: Practice 1

Round 13 / 14
2.258 mile(s)
Pro Mazda
July 31, 2015



Section Data for Car 21 - Franzoni, Victor (R)

Lap	T/S	I6 to I7	I6 to I7A	I7A to I7	I7 to I8	I8 to SF	Lap	PI to PO	PO to SF	SF to PI
1	T	9.6905	3.6153	6.0752	5.9913	4.7346	86.2555		89.6494	
	S	94.422	105.235	87.988	68.964	94.325	94.241		84.929	
2	T	8.8006	3.4546	5.3460	5.6766	4.6615	83.4588			
	S	103.970	110.130	99.990	72.787	95.804	97.399			
3	T	8.6064	3.4204	5.1860	5.6192	4.6077	82.3801			
	S	106.316	111.231	103.075	73.530	96.923	98.674			
4	T	8.5246	3.4086	5.1160	5.5644	4.6154	81.8633			
	S	107.336	111.616	104.485	74.255	96.761	99.297			
5	T	8.5441	3.3872	5.1569	5.5476	4.5964	82.0645			
	S	107.091	112.321	103.656	74.479	97.161	99.054			
6	T	8.5235	3.4007	5.1228	5.6142	4.6077	81.6763			
	S	107.350	111.875	104.346	73.596	96.923	99.525			
7	T	8.4478	3.3675	5.0803	5.5039	4.5761	82.9547			82.1592
	S	108.312	112.978	105.219	75.071	97.592	97.991			93.510
8	T	9.4279	3.6111	5.8168			281.8503	202.1330	80.6297	
	S	97.052	105.357	91.897			28.841	4.442	94.430	
9	T	8.4833	3.3928	5.0905	5.5480	4.6134	81.3048			
	S	107.859	112.136	105.008	74.474	96.803	99.979			
10	T	8.4332	3.3581	5.0751	5.4995	4.6298	85.0003			82.8896
	S	108.500	113.295	105.327	75.131	96.460	95.633			92.686
11	T	9.2779	3.4178	5.8601						
	S	98.621	111.316	91.218						

Event: Cooper Tires Pro Mazda GP of Mid-Ohio
Track: Mid-Ohio Sports Car Course
Report: Section Data Report
Session: Practice 1

Round 13 / 14
2.258 mile(s)
Pro Mazda
July 31, 2015



Section Data for Car 22 - Tan, Weiron (R)

Lap	T/SF to I1	I1 to I2	I1 to I2A	I2A to I2	I2 to I3	I2 to I3A	I3A to I3	I3 to I4	I4 to I5	I4 to I5A	I5A to I5B	I5B to I5	I5 to I6	I5 to I6A	I6A to I6	
1	T	4.5438	11.7204	7.0181	4.7023	16.6640	8.4495	8.2145	2.8546	16.7610	7.0762	5.2761	4.4087	11.5337	5.0944	6.4393
	S	113.441	117.511	114.153	122.522	95.293	73.350	117.863	134.233	85.059	98.955	72.755	77.481	92.338	100.110	86.189
2	T	4.4871	11.5087	6.8681	4.6406	16.3438	8.1835	8.1603	2.8391	16.5155	6.9237	5.2129	4.3789	11.3845	5.1003	6.2842
	S	114.875	119.672	116.646	124.151	97.159	75.734	118.645	134.966	86.324	101.135	73.637	78.008	93.548	99.994	88.317
3	T	4.4704	11.4405	6.8107	4.6298	16.3667	8.1831	8.1836	2.8377	16.3532	6.8735	5.1503	4.3294	11.3490	5.0336	6.3154
	S	115.304	120.386	117.629	124.441	97.024	75.738	118.308	135.033	87.181	101.873	74.532	78.900	93.841	101.319	87.880
4	T	4.4637	11.3382	6.7463	4.5919	16.3143	8.1892	8.1251	2.8165	16.3053	6.8187	5.1909	4.2957	11.2984	5.0451	6.2533
	S	115.477	121.472	118.752	125.468	97.335	75.682	119.159	136.049	87.437	102.692	73.949	79.519	94.261	101.088	88.753
5	T	4.4524	11.3284	6.7452	4.5832	16.2717	8.1717	8.1000	2.8090	16.6429	6.8986	5.1945	4.5498	11.5339	5.0849	6.4490
	S	115.770	121.577	118.771	125.706	97.590	75.844	119.529	136.412	85.663	101.503	73.898	75.078	92.337	100.297	86.060
6	T	4.4891	11.3128	6.7148	4.5980	16.2430	8.1172	8.1258	2.8230	15.9966	6.7199	5.0759	4.2008	11.1958	4.9957	6.2001
	S	114.824	121.745	119.309	125.302	97.762	76.353	119.149	135.736	89.124	104.202	75.625	81.316	95.125	102.088	89.515
7	T	4.4529	11.2763	6.6929	4.5834	16.0926	7.9902	8.1024	2.8217	16.0131	6.7485	5.0768	4.1878	11.1397	5.0097	6.1300
	S	115.757	122.139	119.699	125.701	98.676	77.567	119.493	135.798	89.032	103.760	75.611	81.568	95.604	101.803	90.538
8	T				5.1131	16.6194	8.4426	8.1768	2.8351	16.5063	6.9144	5.2286	4.3633	11.2444	5.0702	6.1742
	S				112.678	95.548	73.410	118.406	135.156	86.372	101.271	73.416	78.287	94.714	100.588	89.890
9	T	4.4504	11.3041	6.7216	4.5825	16.2419	8.1272	8.1147	2.8170	16.2013	6.7702	5.1620	4.2691	11.1493	4.9896	6.1597
	S	115.822	121.838	119.188	125.725	97.769	76.259	119.312	136.025	87.998	103.428	74.363	80.015	95.522	102.213	90.102
10	T	4.4380	12.3586	6.8564	5.5022	16.9883	8.5812	8.4071	3.0264	16.7628	7.2226	5.1890	4.3512	11.3803	5.1114	6.2689
	S	116.146	111.442	116.845	104.710	93.473	72.224	115.162	126.613	85.050	96.949	73.978	78.505	93.583	99.777	88.532
11	T															
	S															

Event: Cooper Tires Pro Mazda GP of Mid-Ohio
Track: Mid-Ohio Sports Car Course
Report: Section Data Report
Session: Practice 1

Round 13 / 14
2.258 mile(s)
Pro Mazda
July 31, 2015



Section Data for Car 22 - Tan, Weiron (R)

Lap	T/S	I6 to I7	I6 to I7A	I7A to I7	I7 to I8	I8 to SF	Lap	PI to PO	PO to SF	SF to PI
1	T	9.0976	3.4822	5.6154	5.5592	4.8703	83.6046		84.3645	
	S	100.576	109.257	95.193	74.324	91.697	97.229		90.250	
2	T	8.5843	3.4207	5.1636	5.5491	4.7168	81.9289			
	S	106.590	111.221	103.522	74.459	94.681	99.218			
3	T	8.6021	3.4943	5.1078	5.5178	4.7094	81.6468			
	S	106.369	108.879	104.653	74.882	94.830	99.561			
4	T	8.5856	3.4495	5.1361	5.3907	4.7303	81.2430			
	S	106.574	110.293	104.076	76.647	94.411	100.055			
5	T	8.4615	3.4526	5.0089	5.2861	4.7614	81.5473			
	S	108.137	110.194	106.719	78.164	93.794	99.682			
6	T	8.4484	3.4203	5.0281	5.3416	4.7786	80.6289			
	S	108.305	111.234	106.312	77.352	93.456	100.817			
7	T	8.4935	3.4829	5.0106	5.4268	4.6688	80.3854			77.4835
	S	107.729	109.235	106.683	76.137	95.654	101.123			99.153
8	T	8.5943	3.4301	5.1642			247.7446	164.2445	86.2082	
	S	106.466	110.916	103.519			52.811	5.467	88.319	
9	T	8.4315	3.4220	5.0095	5.2915	4.6723	80.5593			
	S	108.522	111.179	106.706	78.084	95.583	100.905			
10	T	8.3702	3.4342	4.9360	5.4012	4.6610	83.3868			81.1256
	S	109.316	110.784	108.295	76.498	95.814	97.483			94.702
11	T	9.3130	3.6092	5.7038						
	S	98.250	105.412	93.717						

Event: Cooper Tires Pro Mazda GP of Mid-Ohio
Track: Mid-Ohio Sports Car Course
Report: Section Data Report
Session: Practice 1

Round 13 / 14
2.258 mile(s)
Pro Mazda
July 31, 2015



Section Data for Car 23 - Owen, Will (R)

Lap	T/SF to I1	I1 to I2	I1 to I2A	I2A to I2	I2 to I3	I2 to I3A	I3A to I3	I3 to I4	I4 to I5	I4 to I5A	I5A to I5B	I5B to I5	I5 to I6	I5 to I6A	I6A to I6	
1	T	4.5931	12.0463	7.2550	4.7913	16.7839	8.5716	8.2123	2.8450	16.9736	7.1415	5.3834	4.4487	11.6152	5.0864	6.5288
	S	112.224	114.332	110.425	120.246	94.612	72.305	117.894	134.686	83.994	98.050	71.305	76.784	91.690	100.267	85.008
2	T	4.5078	11.7158	6.9944	4.7214	16.4258	8.2583	8.1675	2.8464	16.6630	7.0587	5.2470	4.3573	11.4317	5.0872	6.3445
	S	114.347	117.557	114.540	122.027	96.674	75.048	118.541	134.620	85.560	99.201	73.159	78.395	93.162	100.252	87.477
3	T	4.4754	11.4399	6.8192	4.6207	16.4101	8.2615	8.1486	2.8390	16.4078	6.9018	5.2287	4.2773	11.3005	5.0060	6.2945
	S	115.175	120.392	117.482	124.686	96.767	75.019	118.816	134.971	86.890	101.456	73.415	79.861	94.244	101.878	88.172
4	T	4.4480	11.4231	6.8018	4.6213	16.3129	8.1784	8.1345	2.8298	16.3647	6.9334	5.1742	4.2571	11.2198	5.0019	6.2179
	S	115.885	120.569	117.783	124.670	97.343	75.782	119.022	135.410	87.119	100.993	74.188	80.240	94.921	101.961	89.258
5	T	4.4418	11.2524	6.6754	4.5770	16.2223	8.1167	8.1056	2.8232	16.2457	6.8598	5.1815	4.2044	11.3821	5.0554	6.3267
	S	116.046	122.398	120.013	125.876	97.887	76.358	119.446	135.726	87.757	102.077	74.083	81.246	93.568	100.882	87.723
6	T	4.4376	11.2702	6.6763	4.5939	16.2806	8.1729	8.1077	2.8201	16.1974	6.8451	5.1583	4.1940	11.3784	5.1066	6.2718
	S	116.156	122.205	119.997	125.413	97.537	75.833	119.415	135.875	88.019	102.296	74.417	81.448	93.598	99.871	88.491
7	T	4.4455	11.2778	6.6915	4.5863	16.1674	8.0702	8.0972	2.8224	16.0481	6.7669	5.1110	4.1702	11.2318	4.9876	6.2442
	S	115.950	122.122	119.724	125.621	98.220	76.798	119.570	135.765	88.838	103.478	75.105	81.912	94.820	102.254	88.882
8	T	4.4521	11.4295	6.8157	4.6138	16.2110	8.1019	8.1091	2.8246	18.2002	7.6967	5.7542	4.7493	12.3968	5.7258	6.6710
	S	115.778	120.502	117.543	124.872	97.955	76.497	119.394	135.659	78.333	90.978	66.710	71.924	85.909	89.071	83.196
9	T				4.9915	16.5447	8.4304	8.1143	2.8102	17.5647	7.1453	5.6679	4.7515	11.3740	5.1027	6.2713
	S				115.423	95.980	73.516	119.318	136.354	81.167	97.998	67.726	71.891	93.635	99.947	88.498
10	T	4.4651	11.4520	6.8489	4.6031	16.2511	8.1615	8.0896	2.8030	16.3074	6.8462	5.2093	4.2519	11.1965	4.9801	6.2164
	S	115.441	120.265	116.973	125.163	97.714	75.939	119.682	136.704	87.425	102.280	73.688	80.338	95.119	102.408	89.280
11	T	4.4460	11.3556	6.7712	4.5844	16.1948	8.1038	8.0910	2.8018	16.1341	6.7209	5.1576	4.2556	11.3588	5.0682	6.2906
	S	115.937	121.286	118.315	125.673	98.053	76.479	119.663	136.763	88.365	104.187	74.427	80.269	93.760	100.627	88.227
12	T															
	S															

Event: Cooper Tires Pro Mazda GP of Mid-Ohio
 Track: Mid-Ohio Sports Car Course
 Report: Section Data Report
 Session: Practice 1

Round 13 / 14
 2.258 mile(s)
 Pro Mazda
 July 31, 2015



Section Data for Car 23 - Owen, Will (R)

Lap	T/S	I6 to I7	I6 to I7A	I7A to I7	I7 to I8	I8 to SF	Lap	PI to PO	PO to SF	SF to PI
1	T	9.5866	3.5001	6.0865	7.0282	4.9791	86.4510		89.4144	
	S	95.446	108.698	87.825	58.789	89.693	94.028		85.153	
2	T	8.7494	3.4616	5.2878	5.4610	4.6956	82.4965			
	S	104.579	109.907	101.090	75.660	95.108	98.535			
3	T	8.4813	3.4275	5.0538	5.4403	4.6398	81.4341			
	S	107.884	111.001	105.771	75.948	96.252	99.821			
4	T	8.4155	3.4175	4.9980	5.6264	4.6154	81.2556			
	S	108.728	111.325	106.952	73.436	96.761	100.040			
5	T	8.3994	3.4016	4.9978	5.4405	4.6282	80.8356			
	S	108.936	111.846	106.956	75.946	96.493	100.560			
6	T	8.4072	3.4111	4.9961	5.4463	4.5717	80.8095			
	S	108.835	111.534	106.993	75.865	97.686	100.592			
7	T	8.3172	3.3938	4.9234	5.4012	4.6024	80.3138			
	S	110.013	112.103	108.572	76.498	97.034	101.213			
8	T	8.3451	3.3967	4.9484	5.2401	4.6856	83.7850			82.8124
	S	109.645	112.007	108.024	78.850	95.311	97.020			92.773
9	T	9.7656	3.5092	6.2564			204.8536	124.7008	81.5267	
	S	93.698	108.416	85.448			39.681	7.201	93.391	
10	T	8.5016	3.3968	5.1048	5.4865	4.6840	81.1472			
	S	107.627	112.004	104.714	75.309	95.344	100.174			
11	T	8.3207	3.3855	4.9352	5.5831	4.6715	80.8664			78.6314
	S	109.967	112.378	108.313	74.006	95.599	100.521			97.706
12	T	8.9099	3.3975	5.5124						
	S	102.695	111.981	96.971						

Event: Cooper Tires Pro Mazda GP of Mid-Ohio
 Track: Mid-Ohio Sports Car Course
 Report: Section Data Report
 Session: Practice 1

Round 13 / 14
 2.258 mile(s)
 Pro Mazda
 July 31, 2015



Section Data for Car 28 - Kellett, Dalton

Lap	T/SF to I1	I1 to I2	I1 to I2A	I2A to I2	I2 to I3	I2 to I3A	I3A to I3	I3 to I4	I4 to I5	I4 to I5A	I5A to I5B	I5B to I5	I5 to I6	I5 to I6A	I6A to I6	
1	T	4.6039	12.1003	7.2830	4.8173	16.8373	8.4795	8.3578	2.9046	17.3559	7.3660	5.4124	4.5775	11.5694	5.1552	6.4142
	S	111.960	113.821	110.001	119.597	94.312	73.091	115.842	131.922	82.144	95.062	70.923	74.624	92.053	98.929	86.527
2	T	4.5635	11.7809	7.0379	4.7430	16.6625	8.3606	8.3019	2.8885	16.9015	7.1190	5.2577	4.5248	11.4899	5.1447	6.3452
	S	112.952	116.907	113.832	121.471	95.301	74.130	116.622	132.658	84.352	98.360	73.010	75.493	92.690	99.131	87.468
3	T	4.5099	11.6475	6.9558	4.6917	16.4847	8.2478	8.2369	2.8747	16.6098	6.9742	5.1952	4.4404	11.2973	5.0738	6.2235
	S	114.294	118.246	115.175	122.799	96.329	75.144	117.542	133.295	85.834	100.403	73.888	76.928	94.270	100.516	89.178
4	T	4.4995	11.3595	6.7536	4.6059	16.3316	8.1604	8.1712	2.8439	16.4714	6.8812	5.1822	4.4080	11.2643	5.0666	6.1977
	S	114.558	121.244	118.624	125.087	97.232	75.949	118.487	134.738	86.555	101.759	74.073	77.493	94.546	100.659	89.549
5	T	4.4771	11.3656	6.7537	4.6119	16.3059	8.1504	8.1555	2.8402	16.3117	6.8694	5.1137	4.3286	11.2659	5.0500	6.2159
	S	115.131	121.179	118.622	124.924	97.385	76.042	118.715	134.914	87.402	101.934	75.066	78.915	94.533	100.990	89.287
6	T	4.4740	11.3619	6.7457	4.6162	16.2715	8.1223	8.1492	2.8333	16.3673	6.8954	5.1001	4.3718	11.2588	5.0268	6.2320
	S	115.211	121.219	118.763	124.807	97.591	76.305	118.807	135.242	87.105	101.550	75.266	78.135	94.593	101.456	89.056
7	T	4.4463	11.3781	6.7555	4.6226	16.2024	8.0662	8.1362	2.8315	16.1430	6.7167	5.1229	4.3034	11.1623	5.0074	6.1549
	S	115.929	121.046	118.590	124.635	98.007	76.836	118.997	135.328	88.316	104.252	74.931	79.377	95.410	101.849	90.172
8	T				5.1443	16.6774	8.4533	8.2241	2.8455	16.8875	7.1220	5.3230	4.4425	11.3412	5.0909	6.2503
	S				111.995	95.216	73.317	117.725	134.662	84.422	98.319	72.114	76.892	93.905	100.179	88.796
9	T	4.4736	11.4287	6.8042	4.6245	16.3025	8.1559	8.1466	2.8317	16.4153	6.8680	5.1671	4.3802	11.2604	5.0551	6.2053
	S	115.221	120.510	117.741	124.583	97.406	75.991	118.845	135.319	86.851	101.955	74.290	77.985	94.579	100.888	89.440
10	T	4.4746	12.0366	7.1463	4.8903	16.6684	8.4654	8.2030	2.8454	17.0703	7.1521	5.2682	4.6500	11.4498	5.1107	6.3391
	S	115.196	114.424	112.105	117.812	95.267	73.212	118.028	134.667	83.518	97.905	72.864	73.460	93.015	99.791	87.552
11	T															
	S															

Event: Cooper Tires Pro Mazda GP of Mid-Ohio
Track: Mid-Ohio Sports Car Course
Report: Section Data Report
Session: Practice 1

Round 13 / 14
2.258 mile(s)
Pro Mazda
July 31, 2015



Section Data for Car 28 - Kellett, Dalton

Lap	T/S	I6 to I7	I6 to I7A	I7A to I7	I7 to I8	I8 to SF	Lap	PI to PO	PO to SF	SF to PI
1	T	9.1072	3.6058	5.5014	5.8696	4.8485	85.1967		86.2306	
	S	100.470	105.512	97.165	70.394	92.109	95.412		88.297	
2	T	8.6650	3.5193	5.1457	5.5972	4.7916	83.3406			
	S	105.597	108.105	103.882	73.819	93.203	97.537			
3	T	8.5482	3.4616	5.0866	5.5519	4.7217	82.2457			
	S	107.040	109.907	105.089	74.422	94.583	98.836			
4	T	8.5727	3.4331	5.1396	5.5114	4.7327	81.5870			
	S	106.734	110.820	104.005	74.969	94.363	99.634			
5	T	8.3769	3.4224	4.9545	5.5203	4.6779	81.1415			
	S	109.229	111.166	107.891	74.848	95.468	100.181			
6	T	8.4027	3.4099	4.9928	5.4016	4.6808	81.0519			
	S	108.894	111.574	107.063	76.492	95.409	100.291			
7	T	8.3353	3.4259	4.9094	5.4486	4.6241	80.5716			78.8220
	S	109.774	111.052	108.882	75.833	96.579	100.889			97.469
8	T	8.9083	3.4056	5.5027			242.6404	159.8142	84.8144	
	S	102.713	111.714	97.142			33.501	5.619	89.771	
9	T	8.4784	3.4315	5.0469	5.4943	4.6739	81.3588			
	S	107.921	110.871	105.916	75.202	95.550	99.913			
10	T	8.4750	3.4471	5.0279	5.4836	4.6676	83.1713			80.4690
	S	107.965	110.369	106.316	75.349	95.679	97.736			95.474
11	T	8.9205	3.4272	5.4933						
	S	102.573	111.010	97.309						

Event: Cooper Tires Pro Mazda GP of Mid-Ohio
Track: Mid-Ohio Sports Car Course
Report: Section Data Report
Session: Practice 1

Round 13 / 14
2.258 mile(s)
Pro Mazda
July 31, 2015



Section Data for Car 3 - Alberico, Neil

Lap	T/SF to I1	I1 to I2	I1 to I2A	I2A to I2	I2 to I3	I2 to I3A	I3A to I3	I3 to I4	I4 to I5	I4 to I5A	I5A to I5B	I5B to I5	I5 to I6	I5 to I6A	I6A to I6	
1	T	4.5465	11.8532	7.1251	4.7281	16.6473	8.3992	8.2481	2.8502	17.0070	7.0153	5.4586	4.5331	11.4685	5.1204	6.3481
	S	113.374	116.194	112.439	121.854	95.388	73.789	117.382	134.440	83.829	99.814	70.323	75.355	92.863	99.602	87.428
2	T	4.5131	11.6542	6.9787	4.6755	16.5078	8.2942	8.2136	2.8430	16.7591	6.9998	5.3062	4.4531	11.4423	5.1604	6.2819
	S	114.213	118.178	114.797	123.225	96.194	74.724	117.875	134.781	85.069	100.035	72.342	76.709	93.076	98.830	88.349
3	T	4.5729	11.5411	6.9076	4.6335	16.5094	8.2978	8.2116	2.8282	16.5122	6.9158	5.2441	4.3523	11.3373	5.1141	6.2232
	S	112.719	119.336	115.979	124.342	96.185	74.691	117.904	135.486	86.341	101.250	73.199	78.485	93.938	99.724	89.182
4	T	4.4831	11.5732	6.9250	4.6482	16.4180	8.2368	8.1812	2.8403	16.3096	6.8271	5.2133	4.2692	11.3006	5.0261	6.2745
	S	114.977	119.005	115.688	123.948	96.720	75.244	118.342	134.909	87.414	102.566	73.632	80.013	94.243	101.470	88.453
5	T	4.4662	11.4184	6.8130	4.6054	16.2585	8.1261	8.1324	2.8202	16.3101	6.8562	5.1724	4.2815	11.2148	5.0615	6.1533
	S	115.412	120.619	117.589	125.100	97.669	76.269	119.052	135.870	87.411	102.131	74.214	79.783	94.964	100.761	90.196
6	T	4.4671	11.4678	6.8475	4.6203	16.3351	8.1803	8.1548	2.8186	16.2853	6.8084	5.1552	4.3217	11.2363	5.0504	6.1859
	S	115.389	120.099	116.997	124.697	97.211	75.764	118.725	135.948	87.544	102.848	74.461	79.041	94.782	100.982	89.720
7	T	4.4563	11.3397	6.7623	4.5774	16.3278	8.1788	8.1490	2.8204	16.1379	6.7539	5.1188	4.2652	11.2293	5.0324	6.1969
	S	115.669	121.456	118.471	125.865	97.255	75.778	118.810	135.861	88.344	103.677	74.991	80.088	94.841	101.343	89.561
8	T	4.4506	11.9264	7.1069	4.8195	16.6890	8.3989	8.2901	2.8351	17.6179	7.3089	5.6189	4.6901	13.5459	5.8788	7.6671
	S	115.817	115.481	112.727	119.543	95.150	73.792	116.788	135.156	80.922	95.805	68.317	72.832	78.622	86.752	72.387
9	T				7.8066	21.3407	10.7823	10.5584	4.4959	19.4178	9.0426	5.6582	4.7170	11.6200	5.2339	6.3861
	S				73.801	74.410	57.481	91.698	85.229	73.421	77.436	67.842	72.417	91.652	97.442	86.908
10	T	4.4772	11.3993	6.8058	4.5935	16.2576	8.1240	8.1336	2.8178	16.3490	6.8426	5.1996	4.3068	11.2072	5.0425	6.1647
	S	115.129	120.821	117.714	125.424	97.675	76.289	119.035	135.986	87.203	102.334	73.826	79.314	95.028	101.140	90.029
11	T	4.4691	11.4388	6.8365	4.6023	16.2228	8.0860	8.1368	2.8255	16.3372	6.8735	5.1617	4.3020	12.4935	5.4961	6.9974
	S	115.337	120.404	117.185	125.184	97.884	76.648	118.988	135.616	87.266	101.873	74.368	79.403	85.244	92.793	79.315
12	T															
	S															

Event: Cooper Tires Pro Mazda GP of Mid-Ohio
Track: Mid-Ohio Sports Car Course
Report: Section Data Report
Session: Practice 1

Round 13 / 14
2.258 mile(s)
Pro Mazda
July 31, 2015



Section Data for Car 3 - Alberico, Neil

Lap	T/S	I6 to I7	I6 to I7A	I7A to I7	I7 to I8	I8 to SF	Lap	PI to PO	PO to SF	SF to PI
1	T	9.0566	3.4606	5.5960	5.6371	4.8191	83.8855		89.3416	
	S	101.031	109.939	95.523	73.297	92.671	96.904		85.222	
2	T	8.6605	3.4199	5.2406	5.4874	4.7637	82.6311			
	S	105.652	111.247	102.001	75.296	93.749	98.375			
3	T	8.5868	3.4226	5.1642	5.4175	4.9274	82.2328			
	S	106.559	111.160	103.510	76.268	90.634	98.851			
4	T	8.5702	3.4042	5.1660	5.4026	4.7468	81.6444			
	S	106.765	111.760	103.474	76.478	94.083	99.563			
5	T	8.4987	3.4093	5.0894	5.4278	4.6914	81.1061			
	S	107.664	111.593	105.031	76.123	95.194	100.224			
6	T	8.3558	3.3791	4.9767	5.3700	4.6542	80.9902			
	S	109.505	112.590	107.410	76.943	95.954	100.368			
7	T	8.3581	3.3882	4.9699	5.4933	4.6470	80.8098			
	S	109.475	112.288	107.557	75.216	96.103	100.592			
8	T	8.3429	3.3890	4.9539	5.3642	4.6732	85.4452			85.2845
	S	109.674	112.262	107.904	77.026	95.564	95.135			90.084
9	T	10.0678	3.7747	6.2931			199.9675	103.9219	96.3579	
	S	90.884	100.791	84.943			40.651	8.641	79.016	
10	T	8.4745	3.4244	5.0501	5.3565	4.7009	81.0400			
	S	107.971	111.101	105.848	77.137	95.001	100.306			
11	T	8.3195	3.3743	4.9452	5.3068	4.7033	82.1165			80.9192
	S	109.983	112.751	108.094	77.859	94.953	98.991			94.943
12	T	9.1781	3.5204	5.6577						
	S	99.694	108.071	94.481						

Event: Cooper Tires Pro Mazda GP of Mid-Ohio
 Track: Mid-Ohio Sports Car Course
 Report: Section Data Report
 Session: Practice 1

Round 13 / 14
 2.258 mile(s)
 Pro Mazda
 July 31, 2015



Section Data for Car 5 - Grist, Garrett

Lap	T/SF to I1	I1 to I2	I1 to I2A	I2A to I2	I2 to I3	I2 to I3A	I3A to I3	I3 to I4	I4 to I5	I4 to I5A	I5A to I5B	I5B to I5	I5 to I6	I5 to I6A	I6A to I6	
1	T	4.4898	11.7547	7.0670	4.6877	16.4522	8.3212	8.1310	2.8315	16.6815	7.0384	5.2854	4.3577	11.3346	5.0331	6.3015
	S	114.806	117.168	113.363	122.904	96.519	74.481	119.073	135.328	85.465	99.487	72.627	78.388	93.960	101.329	88.074
2	T	4.4407	11.3559	6.7663	4.5896	16.3214	8.2152	8.1062	2.8251	16.4329	6.9393	5.1884	4.3052	11.2118	5.0047	6.2071
	S	116.075	121.283	118.401	125.531	97.293	75.442	119.437	135.635	86.758	100.907	73.985	79.344	94.989	101.904	89.414
3	T	4.4197	11.3115	6.7443	4.5672	16.4053	8.2711	8.1342	2.8209	16.3601	6.8451	5.1635	4.3515	11.2012	5.0189	6.1823
	S	116.627	121.759	118.787	126.147	96.795	74.932	119.026	135.837	87.144	102.296	74.342	78.500	95.079	101.616	89.772
4	T	4.4186	11.8208	6.7293	5.0915	18.7709	9.2807	9.4902	3.1729	16.5101	7.1014	5.1332	4.2755	11.1407	4.9900	6.1507
	S	116.656	116.513	119.052	113.157	84.597	66.781	102.019	120.767	86.352	98.604	74.781	79.895	95.595	102.204	90.234
5	T	4.4236	11.2083	6.6615	4.5468	16.0931	8.0440	8.0491	2.8071	16.0613	6.7487	5.1026	4.2100	11.1067	4.9921	6.1146
	S	116.524	122.880	120.264	126.712	98.673	77.048	120.284	136.505	88.765	103.757	75.229	81.138	95.888	102.161	90.766
6	T	4.4044	11.2093	6.6243	4.5850	16.3856	8.3588	8.0268	3.1718	19.9878	8.3352	6.1169	5.5357	14.8870	6.9851	7.9019
	S	117.032	122.869	120.939	125.657	96.912	74.146	120.619	120.809	71.328	84.008	62.755	61.707	71.539	73.013	70.236
7	T				5.0907	16.5364	8.4411	8.0953	2.8088	16.4146	6.9371	5.1922	4.2853	11.1668	5.0059	6.1609
	S				113.174	96.028	73.423	119.598	136.422	86.854	100.939	73.931	79.712	95.372	101.880	90.084
8	T	4.4294	11.2421	6.6883	4.5538	16.1596	8.1040	8.0556	2.8030	16.4137	6.9558	5.1432	4.3147	11.1751	5.0211	6.1540
	S	116.371	122.510	119.782	126.518	98.267	76.477	120.187	136.704	86.859	100.668	74.635	79.169	95.301	101.571	90.185
9	T	5.0452	13.6640	7.9362	5.7278	20.8235	9.5848	11.2387	4.4416	21.0263	10.0681	5.9621	4.9961	13.6463	6.3191	7.3272
	S	102.167	100.796	100.947	100.586	76.258	64.662	86.147	86.271	67.805	69.549	64.384	68.372	78.043	80.708	75.745
10	T															
	S															

Event: Cooper Tires Pro Mazda GP of Mid-Ohio
Track: Mid-Ohio Sports Car Course
Report: Section Data Report
Session: Practice 1

Round 13 / 14
2.258 mile(s)
Pro Mazda
July 31, 2015



Section Data for Car 5 - Grist, Garrett

Lap	T/S	I6 to I7	I6 to I7A	I7A to I7	I7 to I8	I8 to SF	Lap	PI to PO	PO to SF	SF to PI
1	T	8.8693	3.4398	5.4295	5.7507	4.6490	82.8133		84.0187	
	S	103.165	110.604	98.452	71.849	96.062	98.158		90.621	
2	T	8.5105	3.4120	5.0985	5.5312	4.5663	81.1958			
	S	107.514	111.505	104.844	74.700	97.801	100.114			
3	T	8.4361	3.3886	5.0475	5.5924	4.5476	81.0948			
	S	108.462	112.275	105.903	73.883	98.204	100.238			
4	T	8.4126	3.3827	5.0299	5.5227	4.5522	84.3215			
	S	108.765	112.471	106.274	74.815	98.104	96.402			
5	T	8.4068	3.3960	5.0108	5.4801	4.5680	80.1550			
	S	108.840	112.030	106.679	75.397	97.765	101.414			
6	T	8.3832	3.3672	5.0160	5.4671	4.5270	88.4232			91.0278
	S	109.147	112.988	106.568	75.576	98.651	91.931			84.400
7	T	10.8973	4.2471	6.6502			235.9374	149.0955	84.2635	
	S	83.966	89.580	80.380			34.453	6.023	90.358	
8	T	8.3313	3.3659	4.9654	5.4997	4.5725	80.6264			
	S	109.827	113.032	107.654	75.128	97.669	100.821			
9	T	8.3390	3.3831	4.9559	5.5561	4.5943	97.1363			98.0873
	S	109.725	112.457	107.860	74.365	97.205	83.684			78.325
10	T	11.2378	4.2634	6.9744						
	S	81.422	89.237	76.644						

Event: Cooper Tires Pro Mazda GP of Mid-Ohio
Track: Mid-Ohio Sports Car Course
Report: Section Data Report
Session: Practice 1

Round 13 / 14
2.258 mile(s)
Pro Mazda
July 31, 2015



Section Data for Car 54 - Johnson, Michael

Lap	T/SF to I1	I1 to I2	I1 to I2A	I2A to I2	I2 to I3	I2 to I3A	I3A to I3	I3 to I4	I4 to I5	I4 to I5A	I5A to I5B	I5B to I5	I5 to I6	I5 to I6A	I6A to I6	
1	T	4.9801	13.2347	7.9106	5.3241	17.3274	8.9839	8.3435	2.8661	17.7389	7.3614	5.6284	4.7491	11.9040	5.2691	6.6349
	S	103.503	104.065	101.274	108.213	91.644	68.987	116.040	133.695	80.370	95.121	68.201	71.928	89.466	96.791	83.649
2	T	4.7259	12.4276	7.5830	4.8446	16.8518	8.5446	8.3072	2.8648	17.4465	7.2965	5.4554	4.6946	11.9197	5.2715	6.6482
	S	109.070	110.824	105.649	118.923	94.231	72.534	116.547	133.755	81.717	95.968	70.364	72.763	89.348	96.747	83.481
3	T	4.6726	12.0456	7.2962	4.7494	16.6078	8.3595	8.2483	2.8605	17.2866	7.1778	5.4999	4.6089	11.6700	5.1868	6.4832
	S	110.314	114.338	109.802	121.307	95.615	74.140	117.380	133.956	82.473	97.555	69.795	74.115	91.260	98.327	85.606
4	T	4.6267	11.9221	7.1942	4.7279	16.5909	8.3403	8.2506	2.8558	17.0689	7.0803	5.3614	4.6272	11.7154	5.1864	6.5290
	S	111.409	115.523	111.359	121.859	95.712	74.311	117.347	134.177	83.525	98.898	71.598	73.822	90.906	98.334	85.005
5	T	4.6313	12.0902	7.2462	4.8440	17.0076	8.7548	8.2528	2.8518	17.4207	7.4064	5.3910	4.6233	11.7866	5.2261	6.5605
	S	111.298	113.916	110.560	118.938	93.367	70.792	117.316	134.365	81.838	94.544	71.205	73.885	90.357	97.587	84.597
6	T	4.6637	11.9356	7.2067	4.7289	16.4850	8.2551	8.2299	2.8527	17.1193	7.0663	5.4745	4.5785	11.5660	5.1550	6.4110
	S	110.525	115.392	111.165	121.833	96.327	75.078	117.642	134.323	83.279	99.094	70.118	74.608	92.080	98.933	86.570
7	T	4.6123	12.0771	7.3003	4.7768	16.5067	8.2940	8.2127	2.8545	16.8994	7.0787	5.3571	4.4636	11.5692	5.1582	6.4110
	S	111.757	114.040	109.740	120.611	96.201	74.725	117.888	134.238	84.363	98.920	71.655	76.528	92.055	98.872	86.570
8	T	4.6091	12.0041	7.2326	4.7715	16.8654	8.5407	8.3247	2.8596	18.7286	7.8536	5.9771	4.8979	12.6301	5.5986	7.0315
	S	111.834	114.734	110.767	120.745	94.155	72.567	116.302	133.998	76.123	89.160	64.222	69.742	84.322	91.094	78.931
9	T				5.1661	16.9848	8.6653	8.3195	2.8795	17.4432	7.1937	5.5645	4.6850	11.5760	5.1807	6.3953
	S				111.522	93.493	71.524	116.375	133.072	81.733	97.339	68.984	72.912	92.001	98.442	86.782
10	T	4.6243	12.0468	7.2859	4.7609	16.6072	8.3355	8.2717	2.8652	16.9883	7.0533	5.3056	4.6294	11.5051	5.1470	6.3581
	S	111.467	114.327	109.957	121.014	95.618	74.353	117.048	133.736	83.921	99.277	72.351	73.787	92.568	99.087	87.290
11	T	4.6391	11.9049	7.1692	4.7357	16.5791	8.3189	8.2602	2.8707	17.6384	7.2597	5.5883	4.7904	11.9284	5.2699	6.6585
	S	111.111	115.690	111.747	121.658	95.781	74.502	117.210	133.480	80.828	96.454	68.691	71.307	89.283	96.776	83.352
12	T															
	S															

Event: Cooper Tires Pro Mazda GP of Mid-Ohio
 Track: Mid-Ohio Sports Car Course
 Report: Section Data Report
 Session: Practice 1

Round 13 / 14
 2.258 mile(s)
 Pro Mazda
 July 31, 2015



Section Data for Car 54 - Johnson, Michael

Lap	T/S	I6 to I7	I6 to I7A	I7A to I7	I7 to I8	I8 to SF	Lap	PI to PO	PO to SF	SF to PI
1	T	9.5670	3.5740	5.9930	5.8589	4.9851	88.4622		90.2986	
	S	95.641	106.451	89.195	70.522	89.585	91.890		84.319	
2	T	9.1018	3.5280	5.5738	5.7800	4.8008	85.9189			
	S	100.530	107.839	95.903	71.485	93.024	94.610			
3	T	9.1246	3.5343	5.5903	5.6554	4.7685	84.6916			
	S	100.278	107.646	95.620	73.060	93.654	95.981			
4	T	8.8812	3.4880	5.3932	5.7527	4.7989	84.2126			
	S	103.027	109.075	99.115	71.824	93.061	96.527			
5	T	8.7725	3.4810	5.2915	5.5669	4.7618	84.8894			
	S	104.303	109.295	101.020	74.221	93.786	95.758			
6	T	8.8991	3.5008	5.3983	5.5113	4.7546	83.7873			
	S	102.819	108.676	99.021	74.970	93.928	97.017			
7	T	8.8486	3.4649	5.3837	5.4941	4.7341	83.5960			
	S	103.406	109.802	99.290	75.205	94.335	97.239			
8	T	8.7742	3.4790	5.2952	5.4360	4.7142	86.6213			85.2432
	S	104.283	109.357	100.949	76.008	94.733	93.843			90.127
9	T	9.4278	3.5781	5.8497			151.8852	70.1600	83.3006	
	S	97.053	106.329	91.380			53.519	12.799	91.402	
10	T	8.8574	3.4453	5.4121	5.4975	4.7668	83.7586			
	S	103.303	110.427	98.769	75.158	93.688	97.050			
11	T	8.8575	3.4820	5.3755	5.4559	4.7417	84.6157			82.1602
	S	103.302	109.263	99.441	75.731	94.184	96.067			93.509
12	T	8.9493	3.4987	5.4506						
	S	102.243	108.742	98.071						

Event: Cooper Tires Pro Mazda GP of Mid-Ohio
Track: Mid-Ohio Sports Car Course
Report: Section Data Report
Session: Practice 1

Round 13 / 14
2.258 mile(s)
Pro Mazda
July 31, 2015



Section Data for Car 57 - Kaminsky(E), Bob (R)

Lap	T/SF to I1	I1 to I2	I1 to I2A	I2A to I2	I2 to I3	I2 to I3A	I3A to I3	I3 to I4	I4 to I5	I4 to I5A	I5A to I5B	I5B to I5	I5 to I6	I5 to I6A	I6A to I6	
1	T	5.1283	13.4777	8.2178	5.2599	17.8101	9.1288	8.6813	3.0261	18.7482	8.1621	5.6401	4.9460	12.7623	5.7297	7.0326
	S	100.512	102.189	97.488	109.534	89.160	67.892	111.525	126.626	76.044	85.790	68.060	69.064	83.449	89.010	78.918
2	T	4.8989	12.8916	7.9379	4.9537	17.1365	8.8128	8.3237	2.8538	18.0045	7.7049	5.4484	4.8512	12.4446	5.5912	6.8534
	S	105.218	106.835	100.925	116.304	92.665	70.326	116.316	134.271	79.185	90.881	70.454	70.414	85.579	91.215	80.982
3	T	5.4358	12.9319	7.9213	5.0106	17.3656	8.9566	8.4090	2.8582	17.8657	7.6650	5.4391	4.7616	12.9877	5.6307	7.3570
	S	94.826	106.502	101.137	114.984	91.443	69.197	115.136	134.064	79.800	91.354	70.575	71.739	82.001	90.575	75.438
4	T				5.0814	17.1371	8.8520	8.2851	2.8248	17.7572	7.5591	5.4797	4.7184	12.6143	5.8444	6.7699
	S				113.381	92.662	70.015	116.858	135.649	80.288	92.634	70.052	72.395	84.428	87.263	81.981
5	T	4.5933	12.4914	7.6357	4.8557	16.8326	8.5936	8.2390	2.8182	17.3625	7.3087	5.3973	4.6565	12.2387	5.5678	6.6709
	S	112.219	110.258	104.920	118.652	94.338	72.120	117.512	135.967	82.113	95.807	71.121	73.358	87.019	91.598	83.197
6	T	4.5502	14.5605	8.6490	5.9115	17.3976	9.0786	8.3190	2.8368	19.3007	8.3314	6.0418	4.9275	12.8199	5.9100	6.9099
	S	113.282	94.590	92.628	97.460	91.274	68.267	116.382	135.075	73.867	84.047	63.535	69.323	83.074	86.294	80.320
7	T				5.3969	17.1089	8.9287	8.1802	2.8112	17.7608	7.5471	5.4529	4.7608	12.4733	5.4085	7.0648
	S				106.753	92.815	69.414	118.357	136.305	80.271	92.781	70.396	71.751	85.382	94.296	78.558
8	T	4.6061	12.4340	7.5942	4.8398	16.9729	8.7407	8.2322	2.8183	17.2564	7.2862	5.3965	4.5737	12.0855	5.4516	6.6339
	S	111.907	110.767	105.493	119.041	93.558	70.907	117.609	135.962	82.618	96.103	71.132	74.686	88.122	93.551	83.661
9	T	4.6454	12.3216	7.5167	4.8049	16.7850	8.5775	8.2075	2.8245	17.2571	7.2997	5.3168	4.6406	12.6693	5.6395	7.0298
	S	110.960	111.777	106.581	119.906	94.606	72.256	117.963	135.664	82.614	95.925	72.198	73.609	84.061	90.434	78.950
10	T															
	S															

Event: Cooper Tires Pro Mazda GP of Mid-Ohio
Track: Mid-Ohio Sports Car Course
Report: Section Data Report
Session: Practice 1

Round 13 / 14
2.258 mile(s)
Pro Mazda
July 31, 2015



Section Data for Car 57 - Kaminsky(E), Bob (R)

Lap	T/S	I6 to I7	I6 to I7A	I7A to I7	I7 to I8	I8 to SF	Lap	PI to PO	PO to SF	SF to PI
1	T	10.0714	3.9168	6.1546	6.1667	5.1197	92.3105		102.5364	
	S	90.851	97.134	86.853	67.002	87.230	88.059		74.255	
2	T	9.4700	3.6059	5.8641	6.0447	4.9724	88.7170			
	S	96.621	105.509	91.156	68.354	89.814	91.626			
3	T	9.3821	3.5397	5.8424	5.8622	21.7326	106.4218			85.9177
	S	97.526	107.482	91.494	70.482	20.549	76.383			89.420
4	T	9.4333	3.6295	5.8038			188.1684	106.8287	84.7229	
	S	96.997	104.823	92.103			43.200	8.406	89.868	
5	T	9.1913	3.5310	5.6603	5.7989	4.8658	86.1927			
	S	99.551	107.747	94.438	71.252	91.782	94.310			
6	T	9.2335	3.5068	5.7267	5.7584	4.7545	91.2121			91.3960
	S	99.096	108.491	93.343	71.753	93.930	89.120			84.060
7	T	10.2777	3.5297	6.7480			142.4135	57.9762	84.1828	
	S	89.028	107.787	79.213			57.079	15.488	90.444	
8	T	9.1620	3.5087	5.6533	5.7735	4.7403	85.8490			
	S	99.869	108.432	94.555	71.565	94.212	94.687			
9	T	9.0471	3.4769	5.5702	5.8638	4.7400	86.1538			84.4861
	S	101.137	109.423	95.965	70.463	94.217	94.352			90.935
10	T	9.5680	3.5430	6.0250						
	S	95.631	107.382	88.721						

Event: Cooper Tires Pro Mazda GP of Mid-Ohio
Track: Mid-Ohio Sports Car Course
Report: Section Data Report
Session: Practice 1

Round 13 / 14
2.258 mile(s)
Pro Mazda
July 31, 2015



Section Data for Car 6 - Buret, Timothe (R)

Lap	T/SF to I1	I1 to I2	I1 to I2A	I2A to I2	I2 to I3	I2 to I3A	I3A to I3	I3 to I4	I4 to I5	I4 to I5A	I5A to I5B	I5B to I5	I5 to I6	I5 to I6A	I6A to I6	
1	T	4.7211	12.0028	7.2035	4.7993	17.3984	8.8772	8.5212	2.9973	17.5802	7.5469	5.4960	4.5373	12.1321	5.2853	6.8468
	S	109.181	114.746	111.215	120.046	91.270	69.816	113.620	127.842	81.096	92.783	69.844	75.285	87.784	96.494	81.060
2	T	4.6387	11.9962	7.0940	4.9022	17.5265	9.2940	8.2325	2.8305	17.0016	7.1605	5.4196	4.4215	11.5556	5.2065	6.3491
	S	111.120	114.809	112.932	117.526	90.603	66.685	117.605	135.376	83.856	97.790	70.829	77.257	92.163	97.954	87.414
3	T	4.5345	11.6555	6.9475	4.7080	16.5388	8.4031	8.1357	2.8154	16.7079	7.0303	5.2731	4.4045	11.3608	5.0955	6.2653
	S	113.674	118.165	115.313	122.374	96.014	73.755	119.004	136.102	85.330	99.601	72.797	77.555	93.743	100.088	88.583
4	T				5.0963	17.0294	8.8403	8.1891	2.8543	17.0132	7.1608	5.4429	4.4095	11.3482	5.0918	6.2564
	S				113.050	93.248	70.108	118.228	134.247	83.799	97.786	70.526	77.467	93.847	100.161	88.709
5	T	4.4648	11.4527	6.8272	4.6255	16.4176	8.2769	8.1407	2.8366	16.4402	6.9491	5.2441	4.2470	11.2501	5.0849	6.1652
	S	115.449	120.257	117.345	124.557	96.723	74.880	118.931	135.085	86.719	100.765	73.199	80.431	94.666	100.297	90.021
6	T	4.4509	11.3824	6.7669	4.6155	16.3539	8.2316	8.1223	2.8342	16.4473	6.8851	5.2913	4.2709	11.2000	5.0404	6.1596
	S	115.809	121.000	118.390	124.826	97.099	75.292	119.200	135.199	86.683	101.702	72.546	79.981	95.089	101.182	90.103
7	T															
	S															

Event: Cooper Tires Pro Mazda GP of Mid-Ohio
Track: Mid-Ohio Sports Car Course
Report: Section Data Report
Session: Practice 1

Round 13 / 14
2.258 mile(s)
Pro Mazda
July 31, 2015



Section Data for Car 6 - Buret, Timothe (R)

Lap	T/S	I6 to I7	I6 to I7A	I7A to I7	I7 to I8	I8 to SF	Lap	PI to PO	PO to SF	SF to PI
1	T	8.9620	3.4773	5.4847	6.0579	4.8553	86.7071		87.9969	
	S	102.098	109.411	97.461	68.205	91.980	93.750		86.524	
2	T	9.3184	3.8282	5.4902	5.9545	4.8129	85.6349			
	S	98.193	99.382	97.364	69.390	92.790	94.924			
3	T	8.6800	3.4928	5.1872	5.7772	4.6785	82.7486			79.2827
	S	105.415	108.925	103.051	71.519	95.456	98.235			96.903
4	T	8.5845	3.5059	5.0786			605.0553	526.6618	81.4498	
	S	106.587	108.518	105.254			13.435	1.705	93.479	
5	T	8.5030	3.4386	5.0644	5.6448	4.5783	81.5881			
	S	107.609	110.642	105.550	73.197	97.545	99.632			
6	T	8.3849	3.4420	4.9429	5.6007	4.5635	81.2178			78.5959
	S	109.125	110.533	108.144	73.773	97.861	100.086			97.750
7	T	8.4341	3.4103	5.0238						
	S	108.488	111.560	106.403						

Event: Cooper Tires Pro Mazda GP of Mid-Ohio
Track: Mid-Ohio Sports Car Course
Report: Section Data Report
Session: Practice 1

Round 13 / 14
2.258 mile(s)
Pro Mazda
July 31, 2015



Section Data for Car 7 - Gutierrez, Jose

Lap	T/SF to I1	I1 to I2	I1 to I2A	I2A to I2	I2 to I3	I2 to I3A	I3A to I3	I3 to I4	I4 to I5	I4 to I5A	I5A to I5B	I5B to I5	I5 to I6	I5 to I6A	I6A to I6	
1	T	4.5442	11.8007	7.0450	4.7557	16.7231	8.5034	8.2197	2.8608	16.7273	6.9939	5.2971	4.4363	11.5087	5.0880	6.4207
	S	113.431	116.711	113.717	121.146	94.956	72.885	117.788	133.942	85.231	100.120	72.467	76.999	92.539	100.236	86.439
2	T	4.4969	11.5746	6.8634	4.7112	16.4226	8.2580	8.1646	2.8519	16.6613	7.0127	5.2804	4.3682	11.3021	5.0527	6.2494
	S	114.624	118.991	116.726	122.291	96.693	75.051	118.583	134.360	85.568	99.851	72.696	78.199	94.230	100.936	88.809
3	T	4.4882	11.4568	6.7900	4.6668	16.3894	8.2130	8.1764	2.8420	17.5933	7.4913	5.3593	4.7427	12.4170	5.4624	6.9546
	S	114.847	120.214	117.988	123.454	96.889	75.462	118.412	134.828	81.035	93.472	71.626	72.025	85.770	93.366	79.803
4	T	4.4710	11.3760	6.7405	4.6355	16.3629	8.2257	8.1372	2.8398	16.6013	7.0329	5.1890	4.3794	11.2936	5.0251	6.2685
	S	115.288	121.068	118.854	124.288	97.046	75.346	118.982	134.933	85.878	99.565	73.976	77.999	94.301	101.491	88.538
5	T	4.4778	11.3856	6.7381	4.6475	16.3494	8.2262	8.1232	2.8380	16.3566	6.8944	5.1739	4.2883	11.1699	5.0091	6.1608
	S	115.113	120.966	118.896	123.967	97.126	75.341	119.187	135.018	87.162	101.565	74.192	79.656	95.346	101.815	90.086
6	T	4.4579	11.2987	6.6663	4.6324	16.3361	8.2028	8.1333	2.8420	16.4476	6.9686	5.1723	4.3067	11.2286	5.0259	6.2027
	S	115.627	121.897	120.177	124.371	97.205	75.556	119.039	134.828	86.680	100.483	74.215	79.316	94.847	101.474	89.477
7	T	4.4407	11.2487	6.6127	4.6360	16.2644	8.1647	8.0997	2.8318	16.3440	6.8721	5.1414	4.3305	12.5853	5.5346	7.0507
	S	116.075	122.438	121.151	124.274	97.634	75.909	119.533	135.314	87.230	101.894	74.661	78.880	84.623	92.148	78.715
8	T				4.9921	16.4871	8.2974	8.1897	2.8536	16.7260	7.0641	5.2117	4.4502	11.4297	5.0843	6.3454
	S				115.410	96.315	74.695	118.219	134.280	85.237	99.125	73.654	76.759	93.178	100.309	87.465
9	T	4.4716	11.3957	6.7539	4.6418	16.4222	8.2497	8.1725	2.8348	16.5222	6.8538	5.2681	4.4003	11.7667	5.1894	6.5773
	S	115.273	120.859	118.618	124.119	96.696	75.127	118.468	135.171	86.289	102.166	72.866	77.629	90.510	98.277	84.381
10	T	4.4646	11.3855	6.7590	4.6265	16.2643	8.1406	8.1237	2.8308	16.4023	6.8779	5.1993	4.3251	11.1715	5.0111	6.1604
	S	115.454	120.967	118.529	124.530	97.634	76.134	119.180	135.362	86.920	101.808	73.830	78.979	95.332	101.774	90.092
11	T															
	S															

Event: Cooper Tires Pro Mazda GP of Mid-Ohio
Track: Mid-Ohio Sports Car Course
Report: Section Data Report
Session: Practice 1

Round 13 / 14
2.258 mile(s)
Pro Mazda
July 31, 2015



Section Data for Car 7 - Gutierrez, Jose

Lap	T/S	I6 to I7	I6 to I7A	I7A to I7	I7 to I8	I8 to SF	Lap	PI to PO	PO to SF	SF to PI
1	T	8.8471	3.5203	5.3268	5.7282	4.7238	83.4639		86.8746	
	S	103.424	108.074	100.350	72.131	94.541	97.393		87.642	
2	T	8.5731	3.4764	5.0967	5.6118	4.6891	82.1834			
	S	106.729	109.439	104.881	73.627	95.240	98.910			
3	T	8.4791	3.4355	5.0436	5.5614	4.6977	83.9249			
	S	107.912	110.742	105.985	74.295	95.066	96.858			
4	T	8.6341	3.5384	5.0957	5.5711	4.6694	81.8192			
	S	105.975	107.522	104.901	74.165	95.642	99.351			
5	T	8.3980	3.4368	4.9612	5.4989	4.6470	81.1212			
	S	108.955	110.700	107.745	75.139	96.103	100.206			
6	T	8.3742	3.4104	4.9638	5.4916	4.6192	81.0959			
	S	109.264	111.557	107.689	75.239	96.681	100.237			
7	T	8.3435	3.4244	4.9191	5.4882	4.6140	82.1606			82.3139
	S	109.666	111.101	108.667	75.285	96.790	98.938			93.335
8	T	9.9669	3.7873	6.1796			166.1999	86.0845	80.0355	
	S	91.804	100.455	86.502			48.910	10.431	95.131	
9	T	8.4313	3.4391	4.9922	5.4294	4.6584	81.9323			
	S	108.524	110.626	107.076	76.101	95.868	99.214			
10	T	8.8591	3.7492	5.1099	5.5418	4.6522	81.5721			78.1496
	S	103.284	101.476	104.610	74.557	95.996	99.652			98.308
11	T	8.3903	3.4199	4.9704						
	S	109.055	111.247	107.546						

Event: Cooper Tires Pro Mazda GP of Mid-Ohio
Track: Mid-Ohio Sports Car Course
Report: Section Data Report
Session: Practice 1

Round 13 / 14
2.258 mile(s)
Pro Mazda
July 31, 2015



Section Data for Car 80 - Owens, Raoul (R)

Lap	T/SF to I1	I1 to I2	I1 to I2A	I2A to I2	I2 to I3	I2 to I3A	I3A to I3	I3 to I4	I4 to I5	I4 to I5A	I5A to I5B	I5B to I5	I5 to I6	I5 to I6A	I6A to I6	
1	T	4.5441	12.8508	7.1082	5.7426	17.1138	8.8113	8.3025	2.8590	17.0063	7.0686	5.3502	4.5875	11.6666	5.2157	6.4509
	S	113.434	107.174	112.706	100.327	92.788	70.338	116.613	134.027	83.833	99.062	71.748	74.461	91.286	97.782	86.035
2	T	4.5168	11.6529	6.9708	4.6821	16.6583	8.4399	8.2184	2.8312	16.8144	6.9523	5.3358	4.5263	11.4802	5.1826	6.2976
	S	114.119	118.191	114.927	123.051	95.325	73.434	117.807	135.343	84.789	100.719	71.941	75.468	92.768	98.406	88.129
3	T	4.4774	11.6494	6.9615	4.6879	16.6024	8.3940	8.2084	2.8254	16.6577	6.8937	5.2850	4.4790	11.4771	5.1381	6.3390
	S	115.124	118.227	115.081	122.899	95.646	73.835	117.950	135.620	85.587	101.575	72.633	76.265	92.793	99.258	87.553
4	T	4.4629	11.5903	6.9132	4.6771	16.4780	8.2995	8.1785	2.8194	16.6060	6.9078	5.2519	4.4463	11.3650	5.1310	6.2340
	S	115.498	118.830	115.885	123.182	96.368	74.676	118.381	135.909	85.853	101.368	73.090	76.826	93.709	99.396	89.028
5	T	4.4785	16.5588	471.0589		17.2087	8.9895	8.2192	2.8177	17.0010	7.1624	5.3793	4.4593	11.5241	5.1916	6.3325
	S	115.095	83.175	1.701		92.276	68.944	117.795	135.991	83.859	97.764	71.359	76.602	92.415	98.236	87.643
6	T				5.2533	16.9701	8.6904	8.2797	2.8454	16.9172	7.0117	5.3861	4.5194	11.5561	5.2400	6.3161
	S				109.671	93.574	71.317	116.934	134.667	84.274	99.866	71.269	75.583	92.159	97.328	87.871
7	T	4.4893	11.6819	6.9625	4.7194	16.4442	8.2319	8.2123	2.8401	16.6694	6.9702	5.2581	4.4411	11.2934	5.0689	6.2245
	S	114.818	117.898	115.064	122.078	96.566	75.289	117.894	134.918	85.527	100.460	73.004	76.916	94.303	100.614	89.164
8	T															
	S															

Event: Cooper Tires Pro Mazda GP of Mid-Ohio
Track: Mid-Ohio Sports Car Course
Report: Section Data Report
Session: Practice 1

Round 13 / 14
2.258 mile(s)
Pro Mazda
July 31, 2015



Section Data for Car 80 - Owens, Raoul (R)

Lap	T/S I6 to I7	I6 to I7A	I7A to I7	I7 to I8	I8 to SF	Lap	PI to PO	PO to SF	SF to PI
1	T	8.8908	3.4766	5.4142	5.7279	85.4820		91.8671	
	S	102.915	109.433	98.730	72.135	92.602	95.094	82.879	
2	T	8.6944	3.5329	5.1615	5.6041	4.7857	83.0380		
	S	105.240	107.689	103.564	73.728	93.318	97.893		
3	T	8.5555	3.4528	5.1027	5.5334	4.7181	82.4964		
	S	106.949	110.187	104.757	74.671	94.655	98.535		
4	T	8.5332	3.4744	5.0588	5.5579	4.7072	82.1199		
	S	107.228	109.502	105.666	74.341	94.874	98.987		
5	T	8.5469	3.4941	5.0528	5.4912	4.7780	88.4049		84.6422
	S	107.056	108.885	105.792	75.244	93.468	91.950		90.767
6	T	8.7264	3.4500	5.2764		459.4907	378.1796	86.8220	
	S	104.854	110.277	101.309		17.691	2.374	87.695	
7	T	10.2193	4.5137	5.7056	5.6296	4.7154	83.9826		78.7391
	S	89.536	84.289	93.688	73.395	94.709	96.791		97.572
8	T	8.5277	3.4639	5.0638					
	S	107.297	109.834	105.562					

Event: Cooper Tires Pro Mazda GP of Mid-Ohio
Track: Mid-Ohio Sports Car Course
Report: Section Data Report
Session: Practice 1

Round 13 / 14
2.258 mile(s)
Pro Mazda
July 31, 2015



Section Data for Car 81 - Urrutia, Santiago (R)

Lap	T/SF to I1	I1 to I2	I1 to I2A	I2A to I2	I2 to I3	I2 to I3A	I3A to I3	I3 to I4	I4 to I5	I4 to I5A	I5A to I5B	I5B to I5	I5 to I6	I5 to I6A	I6A to I6	
1	T	4.5140	11.7050	7.0092	4.6958	16.5617	8.3464	8.2153	2.8441	17.2339	7.0881	5.4861	4.6597	11.6388	5.2105	6.4283
	S	114.190	117.665	114.298	122.692	95.881	74.256	117.851	134.729	82.725	98.789	69.970	73.307	91.504	97.879	86.337
2	T	4.4758	11.6287	6.9379	4.6908	16.5646	8.3653	8.1993	2.8502	16.5944	6.9499	5.2087	4.4358	11.5466	5.1758	6.3708
	S	115.165	118.437	115.472	122.823	95.864	74.089	118.081	134.440	85.913	100.754	73.697	77.008	92.235	98.535	87.116
3	T	4.4585	11.5691	6.9145	4.6546	16.3114	8.1598	8.1516	2.8353	16.4034	6.8899	5.0836	4.4299	11.4928	5.1582	6.3346
	S	115.612	119.048	115.863	123.778	97.352	75.954	118.772	135.147	86.914	101.631	75.510	77.110	92.667	98.872	87.614
4	T	4.4417	11.4889	6.8592	4.6297	16.2526	8.1112	8.1414	2.8276	16.3552	6.8576	5.1483	4.3493	11.4154	5.1372	6.2782
	S	116.049	119.879	116.797	124.444	97.705	76.409	118.921	135.515	87.170	102.110	74.561	78.539	93.295	99.276	88.401
5	T	4.4286	11.3900	6.7959	4.5941	16.1686	8.0537	8.1149	2.8178	16.2186	6.8228	5.0816	4.3142	11.4320	5.0960	6.3360
	S	116.392	120.919	117.885	125.408	98.212	76.955	119.309	135.986	87.904	102.630	75.540	79.178	93.160	100.078	87.595
6	T	4.4395	11.3381	6.7343	4.6038	16.0569	7.9626	8.0943	2.8192	16.3593	6.8539	5.1569	4.3485	11.3504	5.0888	6.2616
	S	116.106	121.473	118.964	125.144	98.895	77.835	119.613	135.919	87.148	102.165	74.437	78.554	93.829	100.220	88.635
7	T	4.4354	11.3869	6.7973	4.5896	15.9791	7.8982	8.0809	2.8144	16.2180	6.8099	5.0695	4.3386	11.3472	5.0876	6.2596
	S	116.214	120.952	117.861	125.531	99.377	78.470	119.811	136.150	87.907	102.825	75.720	78.733	93.856	100.244	88.664
8	T	4.4109	11.3217	6.7341	4.5876	16.1420	8.0156	8.1264	2.8266	17.1213	6.7827	5.3967	4.9419	12.8412	6.1151	6.7261
	S	116.859	121.649	118.967	125.586	98.374	77.321	119.140	135.563	83.269	103.237	71.129	69.121	82.936	83.400	82.514
9	T				5.0533	16.5485	8.3855	8.1630	2.8228	18.7537	6.9957	5.6416	6.1164	11.6535	5.3504	6.3031
	S				114.012	95.958	73.910	118.606	135.745	76.021	100.094	68.042	55.848	91.389	95.320	88.052
10	T	4.4559	11.4097	6.8137	4.5960	16.3205	8.2008	8.1197	2.8236	16.4226	6.8638	5.1869	4.3719	11.3432	5.1017	6.2415
	S	115.679	120.711	117.577	125.356	97.298	75.575	119.239	135.707	86.812	102.017	74.006	78.133	93.889	99.967	88.921
11	T	4.5877	12.6136	7.6482	4.9654	16.5678	8.4000	8.1678	2.8340	17.8254	7.7371	5.4748	4.6135	11.6222	5.2120	6.4102
	S	112.356	109.190	104.748	116.030	95.846	73.782	118.536	135.209	79.980	90.503	70.115	74.042	91.635	97.851	86.581
12	T															
	S															

Event: Cooper Tires Pro Mazda GP of Mid-Ohio
Track: Mid-Ohio Sports Car Course
Report: Section Data Report
Session: Practice 1

Round 13 / 14
2.258 mile(s)
Pro Mazda
July 31, 2015



Section Data for Car 81 - Urrutia, Santiago (R)

Lap	T/S	I6 to I7	I6 to I7A	I7A to I7	I7 to I8	I8 to SF	Lap	PI to PO	PO to SF	SF to PI
1	T	8.8817	3.5232	5.3585	5.8108	4.7180	83.9080		89.3186	
	S	103.021	107.986	99.757	71.106	94.657	96.878		85.244	
2	T	8.5758	3.4771	5.0987	5.6017	4.6432	82.4810			
	S	106.696	109.417	104.840	73.760	96.182	98.554			
3	T	8.5585	3.4662	5.0923	5.5322	4.6289	81.7901			
	S	106.911	109.761	104.971	74.687	96.479	99.386			
4	T	8.4617	3.4695	4.9922	5.5480	4.6014	81.3925			
	S	108.134	109.657	107.076	74.474	97.055	99.872			
5	T	8.4401	3.4507	4.9894	5.4744	4.5872	80.9573			
	S	108.411	110.254	107.136	75.475	97.356	100.408			
6	T	8.4309	3.4634	4.9675	5.4844	4.6070	80.8857			
	S	108.529	109.850	107.609	75.338	96.937	100.497			
7	T	8.3697	3.4460	4.9237	5.5151	4.6171	80.6829			
	S	109.323	110.405	108.566	74.918	96.725	100.750			
8	T	8.3318	3.4566	4.8752	5.4459	4.6009	83.0423			83.5195
	S	109.820	110.066	109.646	75.870	97.066	97.887			91.987
9	T	10.7882	4.0454	6.7428			208.4144	122.9372	85.3006	
	S	84.815	94.036	79.276			39.003	7.304	89.259	
10	T	8.4549	3.4279	5.0270	5.5450	4.6793	81.4547			
	S	108.221	110.988	106.335	74.514	95.440	99.795			
11	T	8.3203	3.4388	4.8815	5.8906	4.7426	85.0042			81.3970
	S	109.972	110.636	109.504	70.143	94.166	95.628			94.386
12	T	8.6417	3.4560	5.1857						
	S	105.882	110.085	103.081						

Event: Cooper Tires Pro Mazda GP of Mid-Ohio
Track: Mid-Ohio Sports Car Course
Report: Section Data Report
Session: Practice 1

Round 13 / 14
2.258 mile(s)
Pro Mazda
July 31, 2015



Section Data for Car 82 - O'Ward, Pato (R)

Lap	T/SF to I1	I1 to I2	I1 to I2A	I2A to I2	I2 to I3	I2 to I3A	I3A to I3	I3 to I4	I4 to I5	I4 to I5A	I5A to I5B	I5B to I5	I5 to I6	I5 to I6A	I6A to I6	
1	T	4.4894	11.7740	7.0584	4.7156	16.7118	8.5001	8.2117	2.8348	16.9114	7.0030	5.3962	4.5122	11.5847	5.1356	6.4491
	S	114.816	116.976	113.501	122.177	95.020	72.914	117.903	135.171	84.303	99.990	71.136	75.704	91.932	99.307	86.059
2	T	4.4650	11.6868	7.0215	4.6653	16.5812	8.4461	8.1351	2.8101	17.0507	7.1618	5.2587	4.6302	11.5436	5.1708	6.3728
	S	115.443	117.849	114.098	123.494	95.768	73.380	119.013	136.359	83.614	97.773	72.996	73.775	92.259	98.631	87.089
3	T	4.4755	11.5751	6.9194	4.6557	27.1813	9.7717	17.4096	6.0562	19.7235	9.8843	5.2716	4.5676	11.3627	5.1087	6.2540
	S	115.173	118.986	115.781	123.749	58.421	63.425	55.612	63.271	72.283	70.842	72.817	74.786	93.728	99.830	88.743
4	T	4.5664	11.9345	7.2400	4.6945	16.7038	8.5390	8.1648	2.8104	17.0252	7.1325	5.2578	4.6349	11.6471	5.1732	6.4739
	S	112.880	115.403	110.654	122.726	95.065	72.581	118.580	136.344	83.740	98.174	73.008	73.700	91.439	98.585	85.729
5	T	4.4916	11.7934	7.0930	4.7004	16.4678	8.3195	8.1483	2.8296	16.3555	6.8621	5.1550	4.3384	11.2025	5.0704	6.1321
	S	114.760	116.783	112.947	122.572	96.428	74.496	118.820	135.419	87.168	102.043	74.464	78.737	95.068	100.584	90.507
6	T	4.4857	11.4653	6.7978	4.6675	16.5651	8.3886	8.1765	2.8304	16.3217	6.8302	5.1130	4.3785	11.1854	5.0184	6.1670
	S	114.911	120.125	117.852	123.436	95.861	73.883	118.410	135.381	87.349	102.519	75.076	78.016	95.213	101.626	89.995
7	T	4.4561	11.3579	6.7422	4.6157	16.2979	8.2170	8.0809	2.8155	16.5726	7.0576	5.2077	4.3073	11.2037	5.0323	6.1714
	S	115.674	121.261	118.824	124.821	97.433	75.426	119.811	136.097	86.026	99.216	73.711	79.305	95.058	101.345	89.931
8	T	4.4551	13.6977	7.2216	6.4761	18.3013	9.9544	8.3469	2.8611	19.9816	8.4614	6.3747	5.1455	12.6798	5.8485	6.8313
	S	115.700	100.548	110.936	88.963	86.767	62.261	115.993	133.928	71.350	82.755	60.217	66.386	83.992	87.202	81.244
9	T				4.9763	19.2707	10.3784	8.8923	2.9673	16.6869	7.1256	5.1695	4.3918	11.2552	5.0554	6.1998
	S				115.776	82.403	59.718	108.879	129.135	85.437	98.269	74.255	77.779	94.623	100.882	89.519
10	T	4.4699	11.3580	6.7466	4.6114	16.3881	8.2465	8.1416	2.8302	16.2905	6.8340	5.0922	4.3643	11.2508	5.0411	6.2097
	S	115.317	121.260	118.747	124.937	96.897	75.156	118.918	135.390	87.516	102.462	75.383	78.269	94.660	101.168	89.376
11	T	4.4520	11.5097	6.8702	4.6395	16.3351	8.2010	8.1341	2.8257	16.8517	6.8329	5.2899	4.7289	12.6833	5.9120	6.7713
	S	115.780	119.662	116.610	124.181	97.211	75.573	119.028	135.606	84.602	102.479	72.565	72.235	83.969	86.265	81.964
12	T															
	S															

Event: Cooper Tires Pro Mazda GP of Mid-Ohio
Track: Mid-Ohio Sports Car Course
Report: Section Data Report
Session: Practice 1

Round 13 / 14
2.258 mile(s)
Pro Mazda
July 31, 2015



Section Data for Car 82 - O'Ward, Pato (R)

Lap	T/S	I6 to I7	I6 to I7A	I7A to I7	I7 to I8	I8 to SF	Lap	PI to PO	PO to SF	SF to PI
1	T	8.8659	3.4949	5.3710	5.8556	4.7556	83.7832		89.7180	
	S	103.204	108.860	99.524	70.562	93.908	97.022		84.864	
2	T	8.7358	3.4572	5.2786	5.7397	4.7146	83.3275			
	S	104.741	110.047	101.267	71.987	94.725	97.552			
3	T	8.6540	3.4510	5.2030	5.7749	4.7002	99.5034			
	S	105.731	110.245	102.738	71.548	95.015	81.694			
4	T	8.7383	3.4064	5.3319	5.7928	4.6905	83.9090			
	S	104.711	111.688	100.254	71.327	95.212	96.876			
5	T	8.9255	3.4484	5.4771	5.6719	4.7392	82.4770			
	S	102.515	110.328	97.596	72.847	94.233	98.558			
6	T	8.4483	3.3951	5.0532	5.5279	4.7592	81.5890			
	S	108.306	112.060	105.784	74.745	93.837	99.631			
7	T	8.3907	3.3987	4.9920	5.4834	4.7207	81.2985			
	S	109.049	111.941	107.080	75.351	94.603	99.987			
8	T	8.4074	3.4268	4.9806	5.6125	4.6592	90.6557			89.9182
	S	108.833	111.023	107.326	73.618	95.851	89.667			85.441
9	T	10.0744	3.7131	6.3613			144.2783	60.7343	84.3428	
	S	90.824	102.463	84.031			58.341	14.785	90.273	
10	T	8.4356	3.4172	5.0184	5.6507	4.6541	81.3279			
	S	108.469	111.335	106.517	73.120	95.956	99.951			
11	T	8.3921	3.4224	4.9697	5.4887	4.6407	83.1790			81.7302
	S	109.031	111.166	107.561	75.279	96.234	97.727			94.001
12	T	9.4052	3.5453	5.8599						
	S	97.287	107.312	91.221						

Event: Cooper Tires Pro Mazda GP of Mid-Ohio
Track: Mid-Ohio Sports Car Course
Report: Section Data Report
Session: Practice 1

Round 13 / 14
2.258 mile(s)
Pro Mazda
July 31, 2015



Section Data for Car 91 - Connery, Kyle

Lap	T/SF to I1	I1 to I2	I1 to I2A	I2A to I2	I2 to I3	I2 to I3A	I3A to I3	I3 to I4	I4 to I5	I4 to I5A	I5A to I5B	I5B to I5	I5 to I6	I5 to I6A	I6A to I6	
1	T	5.3191	14.3225	8.6068	5.7157	18.4266	9.5185	8.9081	2.9894	18.4065	7.6865	5.6888	5.0312	12.6919	5.7767	6.9152
	S	96.906	96.161	93.082	100.799	86.177	65.112	108.686	128.180	77.455	91.098	67.477	67.895	83.912	88.286	80.258
2	T	4.6035	13.0196	7.9983	5.0213	16.8203	8.5442	8.2761	2.8729	17.0419	7.0825	5.4602	4.4992	11.7607	5.2133	6.5474
	S	111.970	105.785	100.163	114.738	94.407	72.537	116.985	133.378	83.657	98.867	70.302	75.923	90.556	97.827	84.766
3	T	4.6979	11.8765	7.1391	4.7374	16.6734	8.3900	8.2834	2.8767	16.8928	6.9984	5.2620	4.6324	11.4416	5.1414	6.3002
	S	109.720	115.966	112.218	121.614	95.239	73.870	116.882	133.202	84.396	100.055	72.950	73.740	93.081	99.195	88.092
4	T	4.5241	11.7791	7.0638	4.7153	16.5240	8.2990	8.2250	2.8600	16.6519	6.9846	5.1939	4.4734	11.7449	5.4158	6.3291
	S	113.935	116.925	113.414	122.184	96.100	74.680	117.712	133.980	85.617	100.253	73.907	76.360	90.678	94.169	87.690
5	T	4.5194	11.6854	6.9887	4.6967	16.4463	8.2504	8.1959	2.8576	16.7087	6.8948	5.2407	4.5732	11.6235	5.1426	6.4809
	S	114.054	117.863	114.633	122.668	96.554	75.120	118.130	134.092	85.326	101.559	73.247	74.694	91.625	99.172	85.636
6	T	4.5337	11.6715	6.9721	4.6994	16.4446	8.2427	8.2019	2.8504	17.1748	7.2358	5.3988	4.5402	11.4949	5.2071	6.2878
	S	113.694	118.003	114.906	122.598	96.564	75.190	118.044	134.431	83.010	96.773	71.102	75.237	92.650	97.943	88.266
7	T	4.5113	11.6863	7.0039	4.6824	16.5418	8.3440	8.1978	2.8547	17.1725	7.1859	5.3571	4.6295	11.7613	5.2652	6.4961
	S	114.259	117.854	114.384	123.043	95.996	74.278	118.103	134.228	83.021	97.445	71.655	73.786	90.551	96.862	85.436
8	T				5.5150	17.7186	9.3678	8.3508	2.8824	17.2219	7.2625	5.3959	4.5635	11.5439	5.1928	6.3511
	S				104.467	89.621	66.160	115.939	132.938	82.783	96.417	71.140	74.853	92.257	98.213	87.386
9	T	4.5456	11.7955	7.0671	4.7284	16.4383	8.2248	8.2135	2.8598	16.5382	6.8820	5.1966	4.4596	11.2424	5.0677	6.1747
	S	113.396	116.763	113.361	121.846	96.601	75.354	117.877	133.989	86.205	101.748	73.868	76.597	94.731	100.637	89.883
10	T	4.5171	11.5822	6.9045	4.6777	16.3972	8.1958	8.2014	2.8575	16.7309	7.0000	5.2363	4.4946	11.3874	5.1192	6.2682
	S	114.112	118.913	116.031	123.167	96.843	75.621	118.051	134.097	85.213	100.932	73.308	76.000	93.524	99.625	88.542
11	T															
	S															

Event: Cooper Tires Pro Mazda GP of Mid-Ohio
Track: Mid-Ohio Sports Car Course
Report: Section Data Report
Session: Practice 1

Round 13 / 14
 2.258 mile(s)
 Pro Mazda
 July 31, 2015



Section Data for Car 91 - Connery, Kyle






Lap	T/S	I6 to I7	I6 to I7A	I7A to I7	I7 to I8	I8 to SF	Lap	PI to PO	PO to SF	SF to PI
1	T	10.8919	4.3338	6.5581	6.5826	5.4724	95.1029		113.2861	
	S	84.007	87.788	81.509	62.769	81.608	85.474		67.209	
2	T	9.1832	3.5508	5.6324	5.9798	4.8329	86.1148			
	S	99.638	107.146	94.905	69.096	92.406	94.395			
3	T	8.8128	3.5139	5.2989	5.9221	5.3354	84.5292			
	S	103.826	108.271	100.879	69.769	83.703	96.166			
4	T	8.7437	3.5286	5.2151	5.6718	4.6243	83.1238			
	S	104.647	107.820	102.500	72.848	96.575	97.791			
5	T	8.6599	3.4940	5.1659	5.5934	4.6413	82.7355			
	S	105.659	108.888	103.476	73.870	96.221	98.250			
6	T	9.2524	3.8834	5.3690	5.5085	4.6869	83.6177			
	S	98.893	97.969	99.561	75.008	95.285	97.214			
7	T	8.5677	3.4294	5.1383	5.5426	4.6733	83.3115			80.4611
	S	106.796	110.939	104.032	74.547	95.562	97.571			95.484
8	T	8.9230	3.4709	5.4521			226.7437	142.7979	87.0354	
	S	102.544	109.613	98.044			35.850	6.288	87.480	
9	T	8.7488	3.4433	5.3055	5.6029	4.6711	82.4426			
	S	104.586	110.491	100.753	73.744	95.607	98.600			
10	T	8.5388	3.4509	5.0879	5.5186	4.6710	82.2007			78.8158
	S	107.158	110.248	105.062	74.871	95.609	98.890			97.477
11	T	8.5218	3.4558	5.0660						
	S	107.372	110.092	105.516						

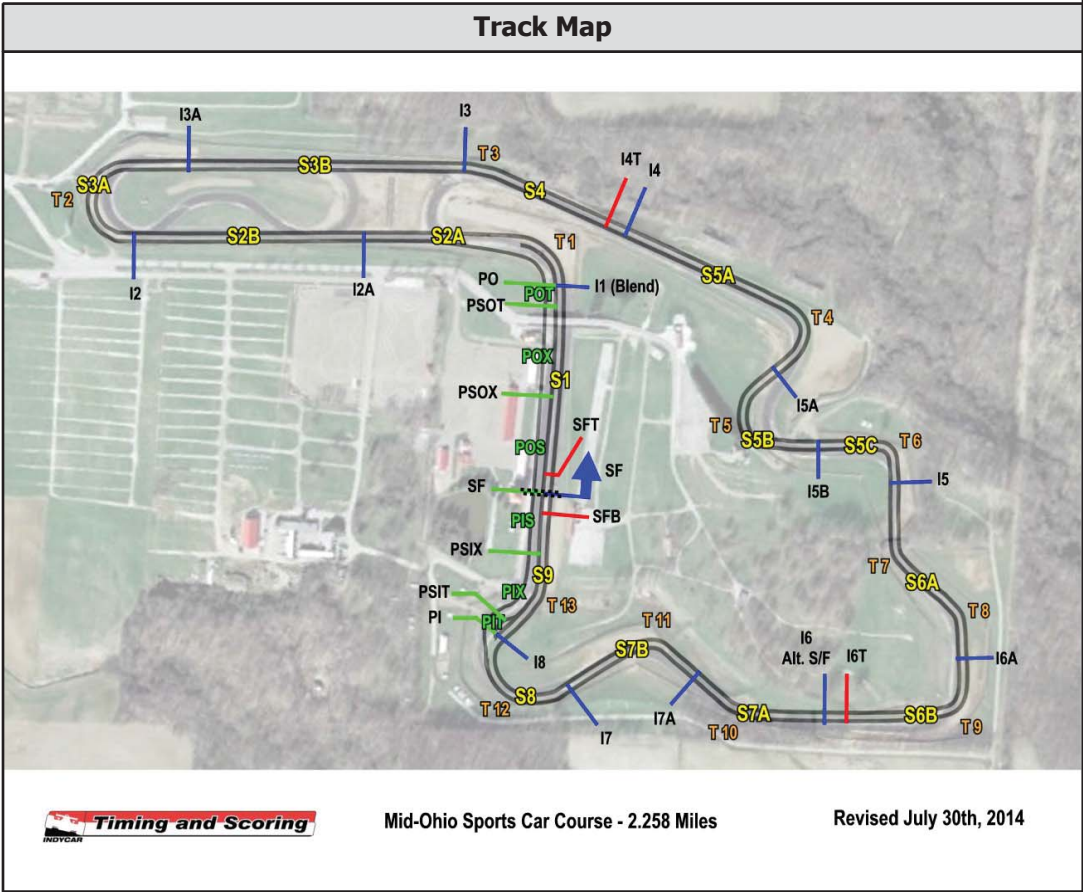
Event:
Track:
Report: Section Data Report
Session:

Section Data for Car

Report Support Information

Section Legend	
Name	Length
SF to I1	0.143182 miles
I1 to I2	0.382576 miles
I1 to I2A	0.222538 miles
I2A to I2	0.160038 miles
I2 to I3	0.441098 miles
I2 to I3A	0.172159 miles
I3A to I3	0.268939 miles
I3 to I4	0.106439 miles
I4 to I5	0.396023 miles
I4 to I5A	0.194508 miles
I5A to I5B	0.106629 miles
I5B to I5	0.094886 miles
I5 to I6	0.295833 miles
I5 to I6A	0.141667 miles
I6A to I6	0.154167 miles
I6 to I7	0.254167 miles
I6 to I7A	0.105682 miles
I7A to I7	0.148485 miles
I7 to I8	0.114773 miles
I8 to SF	0.124053 miles
Lap	2.258000 miles
PI to PO	0.249432 miles
PO to SF	2.114962 miles
SF to PI	2.134091 miles
I7 to PI	0.114773 miles
PO to I2	0.382576 miles

Color Legend	
	Fastest Lap
	Section Under Caution
	Section Under Green
	Section Time Data
	Section Speed Data



PO to PI	2.008712 miles
----------	----------------