

Event: Cooper Tires Pro Mazda GP of Toronto
Track: Streets of Toronto
Report: Section Data Report
Session: Practice 1

Round 10 / 11
1.755 mile(s)
Pro Mazda
June 12, 2015



Section Data for Car 10 - Latorre, Florian (R)

Lap	T/SF to I1	I9 to I10	I10 to SF	I1 to I2	I2 to I3	I2 to I3A	I3A to I3	I3 to I4	I4 to I5	I5 to I6	I5 to I6A	I6A to I6	I6 to I7	I7 to I8	I8 to I9	
1	T	0.7137	4.5502	8.7877	3.2673	12.5013	5.7231	6.7782	10.2638	11.2335	12.0160	6.2298	5.7862	9.5509	4.8130	5.7525
	S	112.251	62.635	75.881	90.254	73.629	53.610	90.531	125.552	60.270	62.133	60.195	64.220	85.380	48.873	53.218
2	T	0.6968	4.2030	8.1798	2.9628	11.6748	5.2018	6.4730	10.1385	10.8080	11.6107	6.0062	5.6045	9.0013	4.6404	5.2264
	S	114.974	67.809	81.520	99.530	78.841	58.983	94.799	127.103	62.643	64.302	62.435	66.302	90.593	50.691	58.575
3	T	0.6895	3.9394	7.8995	2.8583	11.1633	4.9989	6.1644	9.9904	10.2966	11.2381	5.8195	5.4186	8.8931	4.4736	4.9967
	S	116.191	72.346	84.413	103.168	82.454	61.377	99.545	128.987	65.754	66.434	64.439	68.577	91.695	52.581	61.268
4	T	0.6840	3.9469	7.7692	2.7244	10.9038	4.8214	6.0824	9.8903	10.5250	11.6796	6.2296	5.4500	8.5766	4.3997	4.9003
	S	117.125	72.209	85.828	108.239	84.416	63.637	100.887	130.293	64.327	63.923	60.196	68.182	95.079	53.464	62.473
5	T	0.6839	3.8646	7.8473	2.7250	10.8327	4.7517	6.0810	9.8776	9.9667	10.9290	5.6376	5.2914	8.2968	4.2343	4.8398
	S	117.142	73.746	84.974	108.215	84.970	64.570	100.910	130.460	67.931	68.313	66.518	70.225	98.285	55.553	63.254
6	T	0.6773	3.8256	7.6008	2.6497	10.8061	4.7262	6.0799	9.8804	10.8293	11.0611	5.7434	5.3177	8.2923	4.3202	4.8829
	S	118.284	74.498	87.730	111.290	85.179	64.919	100.929	130.424	62.520	67.497	65.292	69.878	98.339	54.448	62.696
7	T	0.6763	3.8201	7.6270	2.9245	11.8889	5.4375	6.4514	9.9252	9.9187	10.8680	5.5594	5.3086	8.3861	4.2135	4.8081
	S	118.459	74.605	87.429	100.833	77.421	56.426	95.117	129.835	68.259	68.696	67.453	69.998	97.239	55.827	63.671
8	T	0.6741	3.7768	7.6213	2.7338	10.8733	4.7940	6.0793	9.7786	10.3337	11.3418	5.9597	5.3821	8.4202	4.2930	4.7292
	S	118.845	75.461	87.494	107.867	84.653	64.000	100.939	131.781	65.518	65.826	62.923	69.042	96.845	54.793	64.733
9	T	0.6733	3.8778	7.6104	2.6595	10.7089	4.6975	6.0114	9.8487	9.9102	10.8432	5.6283	5.2149	8.2224	4.1288	4.8541
	S	118.987	73.495	87.619	110.880	85.952	65.315	102.079	130.843	68.318	68.853	66.628	71.256	99.175	56.972	63.068
10	T	0.6765	3.7923	7.6378	2.6557	10.8981	4.7948	6.1033	9.8463	9.8052	10.9328	5.5747	5.3581	8.1634	4.1717	4.7090
	S	118.424	75.152	87.305	111.039	84.460	63.990	100.542	130.875	69.050	68.289	67.268	69.351	99.892	56.386	65.011
11	T															5.4141
	S															56.544

Event: Cooper Tires Pro Mazda GP of Toronto
Track: Streets of Toronto
Report: Section Data Report
Session: Practice 1

Round 10 / 11
1.755 mile(s)
Pro Mazda
June 12, 2015



Section Data for Car 10 - Latorre, Florian (R)

Lap	T/SLap	PO to SF	SF to PI
1	T	83.4499	104.9555
	S	75.710	59.418
2	T	79.1425	
	S	79.831	
3	T	76.4385	
	S	82.655	
4	T	75.9998	
	S	83.132	
5	T	74.0977	
	S	85.266	
6	T	74.8257	
	S	84.436	
7	T	75.0564	
	S	84.177	
8	T	74.5758	
	S	84.719	
9	T	73.3373	
	S	86.150	
10	T	73.2888	68.1365
	S	86.207	82.915
11	T		
	S		

Event: Cooper Tires Pro Mazda GP of Toronto
Track: Streets of Toronto
Report: Section Data Report
Session: Practice 1

Round 10 / 11
1.755 mile(s)
Pro Mazda
June 12, 2015



Section Data for Car 13 - Eberle(E), Bobby

Lap	T/SF to I1	I9 to I10	I10 to SF	I1 to I2	I2 to I3	I2 to I3A	I3A to I3	I3 to I4	I4 to I5	I5 to I6	I5 to I6A	I6A to I6	I6 to I7	I7 to I8	I8 to I9	
1	T	0.8453	5.9231	10.2677	3.4599	13.9430	6.3137	7.6293	10.7667	12.0319	13.7100	7.2460	6.4640	10.2069	5.0458	6.3764
	S	94.775	48.117	64.943	85.230	66.016	48.596	80.432	119.687	56.271	54.456	51.753	57.486	79.892	46.618	48.011
2	T	0.7271	4.6341	8.9806	3.4197	13.0005	5.8086	7.1919	10.6121	12.6146	13.7241	7.2404	6.4837	12.2119	5.0689	5.8422
	S	110.182	61.501	74.251	86.232	70.801	52.821	85.323	121.431	53.672	54.400	51.793	57.312	66.775	46.406	52.401
3	T	0.7235	4.4664	8.6361	3.1597	12.6836	5.6446	7.0390	10.4679	11.5256	12.8909	7.0247	5.8662	10.1926	5.4000	6.2857
	S	110.731	63.810	77.213	93.327	72.570	54.356	87.177	123.104	58.743	57.916	53.383	63.344	80.005	43.561	48.704
4	T	0.7320	4.5021	9.0630	3.2262	12.9154	5.9319	6.9835	10.4156	11.3080	12.5768	6.7794	5.7974	9.7439	5.2429	5.9611
	S	109.445	63.304	73.576	91.404	71.268	51.723	87.869	123.722	59.873	59.363	55.315	64.096	83.689	44.866	51.356
5	T	0.7779	4.9065	10.8179	3.8409	13.2434	6.2563	6.9871	10.4055	11.5053	12.5857	6.5957	5.9900	10.2779	5.6247	5.5184
	S	102.987	58.086	61.640	76.775	69.503	49.041	87.824	123.842	58.846	59.321	56.855	62.035	79.341	41.820	55.476
6	T	0.8818	4.4520	8.8477	3.4929	12.5346	5.8084	6.7262	10.4484	11.5981	12.3863	6.6158	5.7705	10.0055	5.3186	5.9937
	S	90.852	64.016	75.366	84.425	73.433	52.823	91.231	123.333	58.376	60.276	56.682	64.395	81.501	44.227	51.076
7	T	0.7135	4.3105	8.4866	3.0227	14.9204	7.9704	6.9500	10.2786	11.2103	12.2347	6.5585	5.6762	9.5161	5.1644	5.7039
	S	112.283	66.118	78.573	97.557	61.691	38.495	88.293	125.371	60.395	61.022	57.178	65.465	85.692	45.548	53.671
8	T	0.8266	4.1950	8.7018	3.1842	12.2332	5.5563	6.6769	10.2611	11.0101	12.1989	6.5698	5.6291	9.2152	5.1478	5.5204
	S	96.919	67.938	76.630	92.609	75.242	55.220	91.904	125.585	61.493	61.201	57.079	66.012	88.490	45.695	55.455
9	T	0.7078	4.1591	8.2773	2.9478	12.2379	5.5082	6.7297	10.2963	11.4423	12.0348	6.5794	5.4554	9.2087	4.9322	5.3729
	S	113.187	68.524	80.560	100.036	75.213	55.702	91.183	125.155	59.170	62.036	56.996	68.114	88.553	47.692	56.978
10	T	0.7109	4.0358	8.1922	3.0316	12.5622	5.9196	6.6426	10.2770	11.1929	12.1129	6.5378	5.5751	9.1475	5.0072	6.2591
	S	112.693	70.618	81.397	97.271	73.272	51.831	92.379	125.390	60.489	61.636	57.359	66.652	89.145	46.978	48.911

Event: Cooper Tires Pro Mazda GP of Toronto
Track: Streets of Toronto
Report: Section Data Report
Session: Practice 1

Round 10 / 11
1.755 mile(s)
Pro Mazda
June 12, 2015



Section Data for Car 13 - Eberle(E), Bobby

Lap	T/Slap	PO to SF	SF to PI
1	T	92.5767	103.4488
	S	68.246	60.283
2	T	90.8358	
	S	69.554	
3	T	86.4320	
	S	73.098	
4	T	85.6870	
	S	73.733	
5	T	89.5041	
	S	70.589	
6	T	85.9596	
	S	73.500	
7	T	85.5617	
	S	73.841	
8	T	82.4943	
	S	76.587	
9	T	81.6171	
	S	77.410	
10	T		78.6220
	S		71.857

Event: Cooper Tires Pro Mazda GP of Toronto
Track: Streets of Toronto
Report: Section Data Report
Session: Practice 1

Round 10 / 11
1.755 mile(s)
Pro Mazda
June 12, 2015



Section Data for Car 14 - Latif, Alessandro (R)

Lap	T/SF to I1	I9 to I10	I10 to SF	I1 to I2	I2 to I3	I2 to I3A	I3A to I3	I3 to I4	I4 to I5	I5 to I6	I5 to I6A	I6A to I6	I6 to I7	I7 to I8	I8 to I9	
1	T	0.7149	4.4818	8.7538	2.7656	12.4033	5.6575	6.7458	10.3517	11.0000	12.4103	6.3551	6.0552	9.4779	4.5521	5.9856
	S	112.063	63.591	76.175	106.627	74.210	54.232	90.966	124.485	61.550	60.159	59.008	61.367	86.037	51.674	51.145
2	T	0.7121	4.3740	8.5151	2.7365	11.9656	5.5674	6.3982	10.1361	10.8942	11.6745	6.0092	5.6653	8.8037	4.6414	5.3848
	S	112.503	65.158	78.310	107.760	76.925	55.110	95.908	127.133	62.147	63.951	62.404	65.591	92.626	50.680	56.852
3	T	0.7029	4.1879	8.2716	2.7114	11.4591	5.0380	6.4211	10.1716	10.5309	12.1754	6.1900	5.9854	8.8233	4.6325	5.2888
	S	113.976	68.053	80.615	108.758	80.325	60.901	95.566	126.690	64.291	61.320	60.582	62.083	92.421	50.778	57.884
4	T	0.7020	4.4694	8.1790	2.7644	11.2142	4.9174	6.2968	10.0829	10.5410	11.4836	5.8747	5.6089	8.5156	4.4960	5.4519
	S	114.122	63.767	81.528	106.673	82.079	62.394	97.452	127.804	64.230	65.014	63.833	66.250	95.760	52.319	56.152
5	T	0.6937	4.1033	8.2361	2.7120	11.0426	4.8360	6.2066	10.0543	10.4458	11.4130	5.8996	5.5134	8.6099	4.5146	5.3763
	S	115.487	69.456	80.963	108.734	83.355	63.445	98.868	128.168	64.815	65.416	63.564	67.398	94.711	52.104	56.942
6	T	0.6924	4.0076	8.1196	2.6328	11.0189	4.7935	6.2254	10.0030	10.1620	11.3683	5.8624	5.5059	8.4546	4.4835	5.2362
	S	115.704	71.115	82.125	112.005	83.534	64.007	98.570	128.825	66.625	65.673	63.967	67.490	96.451	52.465	58.465
7	T	0.6888	3.8832	7.9878	2.5822	10.9208	4.7209	6.1999	9.9962	10.1393	11.2740	5.7743	5.4997	8.5228	4.4056	4.9787
	S	116.309	73.393	83.480	114.200	84.285	64.991	98.975	128.913	66.774	66.222	64.943	67.566	95.679	53.393	61.489
8	T	0.6855	3.9003	7.9462	2.5517	10.8360	4.6282	6.2078	9.9675	9.9520	11.1219	5.8089	5.3130	8.4587	4.4069	5.1175
	S	116.869	73.071	83.917	115.565	84.944	66.293	98.849	129.284	68.031	67.128	64.556	69.940	96.404	53.377	59.821
9	T	0.6841	3.9959	7.8868	2.7051	11.2104	4.9333	6.2771	10.9782	10.3348	12.3554	6.7162	5.6392	9.4775	4.4985	5.2836
	S	117.108	71.323	84.549	109.011	82.107	62.193	97.758	117.381	65.511	60.426	55.835	65.894	86.041	52.290	57.941
10	T	0.6845	3.8905	7.8335	2.5486	10.7543	4.5649	6.1894	10.0105	10.2299	11.9698	6.4064	5.5634	8.4279	4.7462	5.1131
	S	117.040	73.255	85.124	115.705	85.589	67.212	99.143	128.728	66.183	62.373	58.535	66.792	96.757	49.561	59.873
11	T															5.5837
	S															54.827

Event: Cooper Tires Pro Mazda GP of Toronto
Track: Streets of Toronto
Report: Section Data Report
Session: Practice 1

Round 10 / 11
1.755 mile(s)
Pro Mazda
June 12, 2015



Section Data for Car 14 - Latif, Alessandro (R)

Lap	T/SLap	PO to SF	SF to PI
1	T	82.8970	89.1170
	S	76.215	69.978
2	T	79.8380	
	S	79.135	
3	T	78.9554	
	S	80.020	
4	T	77.9000	
	S	81.104	
5	T	77.2016	
	S	81.838	
6	T	76.1789	
	S	82.936	
7	T	75.3794	
	S	83.816	
8	T	74.9442	
	S	84.303	
9	T	79.4103	
	S	79.561	
10	T	76.2088	71.9734
	S	82.904	78.495
11	T		
	S		

Event: Cooper Tires Pro Mazda GP of Toronto
Track: Streets of Toronto
Report: Section Data Report
Session: Practice 1

Round 10 / 11
1.755 mile(s)
Pro Mazda
June 12, 2015



Section Data for Car 2 - Burkett, Daniel (R)

Lap	T/SF to I1	I9 to I10	I10 to SF	I1 to I2	I2 to I3	I2 to I3A	I3A to I3	I3 to I4	I4 to I5	I5 to I6	I5 to I6A	I6A to I6	I6 to I7	I7 to I8	I8 to I9	
1	T	0.6936	4.4048	8.3404	3.0091	11.5315	5.2911	6.2404	10.0438	10.8906	11.9305	6.2190	5.7115	8.5159	4.3066	5.4114
	S	115.504	64.702	79.950	97.998	79.821	57.988	98.333	128.302	62.168	62.578	60.299	65.060	95.757	54.620	56.572
2	T	0.6853	4.2224	7.9948	2.8996	11.7050	5.2396	6.4654	10.0802	11.0458	11.6216	6.2210	5.4006	8.7059	4.2974	5.4629
	S	116.903	67.497	83.406	101.699	78.638	58.558	94.911	127.838	61.294	64.242	60.280	68.805	93.667	54.737	56.039
3	T	0.6835	4.3495	8.0627	2.8329	11.4386	5.1800	6.2586	9.9970	10.7364	11.4365	6.0788	5.3577	8.5276	4.7709	5.3226
	S	117.211	65.525	82.704	104.093	80.469	59.231	98.047	128.902	63.061	65.281	61.690	69.356	95.625	49.305	57.516
4	T	0.6879	4.4557	8.1015	2.9569	11.2365	5.0442	6.1923	9.9402	10.6107	11.4871	6.1327	5.3544	8.5327	4.4515	5.1996
	S	116.461	63.963	82.308	99.728	81.916	60.826	99.097	129.639	63.808	64.994	61.148	69.399	95.568	52.842	58.877
5	T	0.6844	4.3958	8.0267	2.8830	11.2442	5.0290	6.2152	9.8873	10.8284	11.4098	5.9290	5.4808	8.5705	4.4500	5.5364
	S	117.057	64.835	83.075	102.285	81.860	61.010	98.732	130.332	62.525	65.434	63.248	67.799	95.147	52.860	55.295
6	T	0.6868	4.2962	8.0990	2.8477	11.1530	4.9901	6.1629	9.8816	10.3554	11.1651	5.7530	5.4121	8.3877	4.2610	5.1881
	S	116.648	66.338	82.333	103.552	82.530	61.485	99.569	130.408	65.381	66.868	65.183	68.659	97.220	55.205	59.007
7	T					13.8991	6.9191	6.9800	10.2478	10.7941	12.3320	6.7351	5.5969	9.1825	4.5724	5.4446
	S					66.224	44.344	87.914	125.748	62.724	60.541	55.678	66.392	88.805	51.445	56.228
8	T	0.6859	4.4337	8.1049	2.8036	11.0402	5.0129	6.0273	9.8428	10.1098	11.1944	5.8732	5.3212	8.5149	4.2629	5.1800
	S	116.801	64.280	82.273	105.181	83.373	61.206	101.809	130.922	66.969	66.693	63.849	69.832	95.768	55.180	59.100
9	T	0.6738	4.3311	7.7195	2.7136	10.9226	4.9086	6.0140	9.8111	10.0502	11.0313	5.7843	5.2470	8.2281	4.2859	5.2719
	S	118.898	65.803	86.381	108.670	84.271	62.506	102.035	131.345	67.366	67.679	64.831	70.820	99.106	54.884	58.069
10	T															5.4662
	S															56.005

Event: Cooper Tires Pro Mazda GP of Toronto
Track: Streets of Toronto
Report: Section Data Report
Session: Practice 1

Round 10 / 11
1.755 mile(s)
Pro Mazda
June 12, 2015



Section Data for Car 2 - Burkett, Daniel (R)

Lap	T/Slap	PI to PO	PO to SF	SF to PI
1	T	79.0782	85.7775	
	S	79.896	72.703	
2	T	78.7209		
	S	80.258		
3	T	78.1582		
	S	80.836		
4	T	77.6603		
	S	81.354		
5	T	77.9165		
	S	81.087		
6	T	76.3216		69.5367
	S	82.781		81.246
7	T	218.6798	141.8480	83.7520
	S	28.892	6.316	74.461
8	T	76.1731		
	S	82.943		
9	T	75.0391		70.0199
	S	84.196		80.685
10	T			
	S			

Event: Cooper Tires Pro Mazda GP of Toronto
Track: Streets of Toronto
Report: Section Data Report
Session: Practice 1

Round 10 / 11
1.755 mile(s)
Pro Mazda
June 12, 2015



Section Data for Car 21 - Franzoni, Victor (R)

Lap	T/SF to I1	I9 to I10	I10 to SF	I1 to I2	I2 to I3	I2 to I3A	I3A to I3	I3 to I4	I4 to I5	I5 to I6	I5 to I6A	I6A to I6	I6 to I7	I7 to I8	I8 to I9	
1	T	0.7008	4.3011	8.3583	3.3320	12.1255	5.7132	6.4123	10.1423	10.9403	12.1186	6.2665	5.8521	9.0847	4.5995	5.7306
	S	114.317	66.262	79.779	88.501	75.911	53.703	95.697	127.056	61.885	61.607	59.842	63.497	89.761	51.142	53.421
2	T	0.6943	4.1463	8.3701	3.3030	12.1073	5.7357	6.3716	10.1128	11.4933	11.7970	6.1069	5.6901	8.9942	4.6572	5.4071
	S	115.388	68.736	79.667	89.278	76.025	53.493	96.308	127.426	58.908	63.287	61.406	65.305	90.664	50.508	56.617
3	T	0.6826	4.0750	8.0146	3.1340	11.7282	5.5255	6.2027	9.9525	11.0586	11.9247	6.3851	5.5396	8.9416	4.7430	5.4015
	S	117.365	69.939	83.200	94.093	78.482	55.528	98.931	129.479	61.223	62.609	58.730	67.079	91.198	49.595	56.676
4	T	0.6817	3.9629	7.9253	3.0716	11.4610	5.2793	6.1817	9.9093	10.9475	11.5879	5.9821	5.6058	8.7750	4.8358	5.3071
	S	117.520	71.917	84.138	96.004	80.312	58.117	99.267	130.043	61.845	64.428	62.687	66.287	92.929	48.643	57.684
5	T	0.9348	4.2065	9.0626	3.9131	13.3118	5.9401	7.3717	10.2170	10.8959	11.4130	5.9577	5.4553	8.6097	4.5458	5.3010
	S	85.701	67.752	73.579	75.359	69.146	51.652	83.242	126.127	62.138	65.416	62.944	68.116	94.713	51.746	57.751
6	T	0.6786	3.8457	7.7920	3.0519	11.3104	5.1575	6.1529	9.8871	10.6756	11.3235	5.8960	5.4275	8.4323	4.4586	5.1389
	S	118.057	74.109	85.577	96.624	81.381	59.490	99.731	130.335	63.420	65.933	63.602	68.464	96.706	52.758	59.572
7	T	0.6728	3.8097	7.7538	2.9912	11.5022	5.2853	6.2169	9.9316	11.3238	11.8736	6.2950	5.5786	9.7697	5.4129	5.0167
	S	119.075	74.809	85.999	98.585	80.024	58.051	98.705	129.751	59.790	62.878	59.571	66.610	83.468	43.457	61.023
8	T					15.6171	6.6613	8.9558	11.6638	10.9607	12.0397	6.2890	5.7507	8.8191	4.5721	6.1938
	S					58.939	46.060	68.518	110.482	61.770	62.011	59.628	64.617	92.465	51.448	49.426
9	T	0.6893	4.0065	7.9845	3.0205	11.3834	5.2868	6.0966	9.7967	10.5441	11.1194	5.7764	5.3430	8.3274	4.3075	6.5699
	S	116.225	71.134	83.514	97.628	80.859	58.035	100.652	131.538	64.211	67.143	64.919	69.547	97.924	54.609	46.597

Event: Cooper Tires Pro Mazda GP of Toronto
Track: Streets of Toronto
Report: Section Data Report
Session: Practice 1

Round 10 / 11
1.755 mile(s)
Pro Mazda
June 12, 2015



Section Data for Car 21 - Franzoni, Victor (R)

Lap	T/Slap	PI to PO	PO to SF	SF to PI
1	T	81.4337		86.9200
	S	77.585		71.747
2	T	81.0826		
	S	77.921		
3	T	79.6563		
	S	79.316		
4	T	78.4651		
	S	80.520		
5	T	82.4112		
	S	76.664		
6	T	76.5946		
	S	82.486		
7	T	80.0580		76.2278
	S	78.918		74.114
8	T	249.1586	166.5822	87.0682
	S	25.357	5.378	71.625
9	T			76.9127
	S			73.454

Event: Cooper Tires Pro Mazda GP of Toronto
Track: Streets of Toronto
Report: Section Data Report
Session: Practice 1

Round 10 / 11
1.755 mile(s)
Pro Mazda
June 12, 2015



Section Data for Car 22 - Tan, Weiron (R)

Lap	T/SF to I1	I9 to I10	I10 to SF	I1 to I2	I2 to I3	I2 to I3A	I3A to I3	I3 to I4	I4 to I5	I5 to I6	I5 to I6A	I6A to I6	I6 to I7	I7 to I8	I8 to I9	
1	T	0.7081	4.4376	8.6079	2.8581	11.5207	5.0671	6.4536	10.0074	24.6564	11.6360	6.0663	5.5697	9.0127	4.4741	5.5182
	S	113.139	64.224	77.466	103.176	79.896	60.551	95.084	128.768	27.459	64.162	61.817	66.717	90.478	52.575	55.478
2	T	0.6867	4.0748	7.9829	2.7885	11.2272	4.9855	6.2417	9.9801	10.7503	11.1812	5.8808	5.3004	9.1780	4.4681	5.0801
	S	116.665	69.942	83.531	105.751	81.984	61.542	98.312	129.121	62.979	66.772	63.767	70.106	88.849	52.646	60.262
3	T	0.6780	4.1182	7.7119	2.7615	11.0474	4.9165	6.1309	9.9123	10.5255	11.2549	5.8967	5.3582	8.5859	4.4958	5.1552
	S	118.162	69.205	86.466	106.785	83.319	62.406	100.089	130.004	64.324	66.335	63.595	69.350	94.976	52.322	59.384
4	T	0.6945	3.9925	8.1848	2.7810	11.1617	5.0528	6.1089	9.8776	10.3780	11.0404	5.7796	5.2608	8.9515	4.2570	5.3338
	S	115.354	71.384	81.470	106.036	82.465	60.722	100.450	130.460	65.239	67.624	64.883	70.634	91.097	55.257	57.396
5	T	0.6748	3.8969	7.6228	2.6219	11.2959	5.1787	6.1172	9.8516	10.6894	11.1901	5.8061	5.3840	8.4609	4.3986	4.9795
	S	118.722	73.135	87.477	112.470	81.486	59.246	100.313	130.805	63.338	66.719	64.587	69.018	96.379	53.478	61.479
6	T	0.6767	3.8649	7.5945	2.6979	11.2295	5.1203	6.1092	9.8480	10.3402	11.2014	5.8486	5.3528	8.3740	4.4178	5.1216
	S	118.389	73.741	87.803	109.302	81.968	59.922	100.445	130.853	65.477	66.652	64.118	69.420	97.379	53.245	59.774
7	T	0.6739	3.8089	7.6235	2.6384	11.1802	5.0253	6.1549	9.8386	10.3989	11.1659	5.8125	5.3534	8.4448	4.2142	5.2133
	S	118.881	74.825	87.469	111.767	82.329	61.055	99.699	130.978	65.107	66.863	64.516	69.412	96.563	55.818	58.722
8	T	0.6714	3.8253	7.5349	2.6014	11.1976	5.0513	6.1463	9.8295	10.5280	11.6220	6.2270	5.3950	8.3957	4.1350	5.0086
	S	119.323	74.504	88.497	113.357	82.201	60.740	99.838	131.099	64.309	64.239	60.222	68.877	97.128	56.887	61.122
9	T	0.6739	3.7975	7.5653	2.6229	11.0498	4.9209	6.1289	9.8491	10.1783	11.0322	5.7958	5.2364	8.3747	4.2584	5.1192
	S	118.881	75.049	88.142	112.428	83.301	62.350	100.122	130.838	66.519	67.674	64.702	70.963	97.371	55.238	59.802
10	T	0.6702	3.7514	7.4686	2.7189	10.8782	4.7400	6.1382	9.8363	10.1678	11.1114	5.9009	5.2105	9.2785	4.3824	5.0724
	S	119.537	75.972	89.283	108.458	84.615	64.730	99.970	131.008	66.587	67.191	63.550	71.316	87.886	53.675	60.353
11	T															6.2954
	S															48.629

Event: Cooper Tires Pro Mazda GP of Toronto
Track: Streets of Toronto
Report: Section Data Report
Session: Practice 1

Round 10 / 11
1.755 mile(s)
Pro Mazda
June 12, 2015



Section Data for Car 22 - Tan, Weiron (R)

Lap	T/SLap	PO to SF	SF to PI
1	T	93.4372	91.9947
	S	67.618	67.789
2	T	77.3979	
	S	81.630	
3	T	76.2466	
	S	82.863	
4	T	76.6528	
	S	82.424	
5	T	75.6824	
	S	83.480	
6	T	75.3665	
	S	83.830	
7	T	75.2006	
	S	84.015	
8	T	75.3494	
	S	83.849	
9	T	74.5213	
	S	84.781	
10	T	75.3361	72.1448
	S	83.864	78.308
11	T		
	S		

Event: Cooper Tires Pro Mazda GP of Toronto
Track: Streets of Toronto
Report: Section Data Report
Session: Practice 1

Round 10 / 11
1.755 mile(s)
Pro Mazda
June 12, 2015



Section Data for Car 23 - Owen, Will (R)

Lap	T/SF to I1	I9 to I10	I10 to SF	I1 to I2	I2 to I3	I2 to I3A	I3A to I3	I3 to I4	I4 to I5	I5 to I6	I5 to I6A	I6A to I6	I6 to I7	I7 to I8	I8 to I9	
1	T	0.6997	4.6649	8.6073	3.3755	12.5344	5.8692	6.6652	10.2698	11.5434	13.2314	7.1778	6.0536	9.4342	4.7455	5.7676
	S	114.497	61.095	77.471	87.361	73.434	52.276	92.066	125.478	58.652	56.426	52.244	61.383	86.436	49.568	53.079
2	T	0.6914	4.4679	8.2823	3.3457	12.3325	5.8602	6.4723	10.0642	11.3475	11.8900	6.2044	5.6856	9.6033	4.8547	5.5430
	S	115.872	63.788	80.511	88.139	74.636	52.356	94.810	128.042	59.665	62.791	60.441	65.356	84.914	48.454	55.229
3	T	0.6844	4.2973	8.0778	3.0541	11.8568	5.6251	6.2317	10.0268	12.1706	12.8351	6.9535	5.8816	9.2173	4.6203	5.5194
	S	117.057	66.321	82.549	96.554	77.631	54.544	98.470	128.519	55.630	58.168	53.930	63.179	88.470	50.912	55.466
4	T	0.6785	4.0426	7.9243	2.8532	12.0283	5.9023	6.1260	9.9863	11.4976	12.7636	5.9835	6.7801	10.7509	4.7279	5.4403
	S	118.075	70.499	84.149	103.353	76.524	51.983	100.169	129.040	58.886	58.494	62.672	54.806	75.850	49.753	56.272
5	T	0.6736	3.8967	7.7595	2.8517	11.6411	5.4936	6.1475	9.9145	11.2680	11.3885	5.9541	5.4344	8.9240	4.6059	5.3778
	S	118.934	73.139	85.936	103.407	79.069	55.850	99.819	129.975	60.086	65.557	62.982	68.378	91.378	51.071	56.926
6	T	0.6699	3.8970	7.6374	2.8647	11.4617	5.3631	6.0986	9.8405	10.7966	11.2840	5.8329	5.4511	8.7035	4.5211	5.1652
	S	119.590	73.133	87.310	102.938	80.307	57.209	100.619	130.952	62.709	66.164	64.290	68.168	93.693	52.029	59.269
7	T	0.6635	3.7821	7.5434	2.7819	11.1717	5.1031	6.0686	10.2290	11.3597	11.4906	5.9154	5.5752	9.8295	5.8487	5.0349
	S	120.744	75.355	88.398	106.002	82.392	60.124	101.117	125.979	59.601	64.974	63.394	66.651	82.960	40.219	60.803
8	T	0.6734	4.1088	7.6865	2.9257	11.5032	5.3707	6.1325	9.7837	10.2589	10.9893	5.7499	5.2394	8.5099	4.3389	5.5300
	S	118.969	69.363	86.752	100.792	80.017	57.128	100.063	131.713	65.996	67.938	65.219	70.922	95.824	54.214	55.359
9	T	0.6687	3.8482	7.6206	2.7853	11.1365	5.0557	6.0808	9.8174	10.2174	13.9272	6.2657	7.6615	8.5329	4.3438	4.8925
	S	119.805	74.061	87.502	105.872	82.652	60.688	100.914	131.260	66.264	53.607	59.850	48.501	95.566	54.152	62.573
10	T	0.6692	3.8059	7.6295	2.7420	10.9684	4.9623	6.0061	9.8372	10.2346	10.8510	5.7307	5.1203	8.2283	4.2378	5.0876
	S	119.716	74.884	87.400	107.544	83.919	61.830	102.169	130.996	66.153	68.804	65.437	72.572	99.104	55.507	60.173
11	T	0.6649	3.6995	7.4563	2.6663	10.8840	4.8847	5.9993	9.7628	10.3771	11.0703	5.9318	5.1385	8.1320	4.2895	4.8641
	S	120.490	77.037	89.430	110.598	84.570	62.812	102.285	131.995	65.244	67.441	63.219	72.315	100.277	54.838	62.938
12	T															6.3999
	S															47.835

Event: Cooper Tires Pro Mazda GP of Toronto
Track: Streets of Toronto
Report: Section Data Report
Session: Practice 1

Round 10 / 11
1.755 mile(s)
Pro Mazda
June 12, 2015



Section Data for Car 23 - Owen, Will (R)

Lap	T/SLap	PO to SF	SF to PI
1	T	84.8737	92.2072
	S	74.440	67.633
2	T	82.4225	
	S	76.654	
3	T	82.3599	
	S	76.712	
4	T	82.6935	
	S	76.403	
5	T	78.3013	
	S	80.688	
6	T	76.8416	
	S	82.221	
7	T	79.7350	
	S	79.237	
8	T	76.3083	
	S	82.796	
9	T	77.7905	
	S	81.218	
10	T	74.2915	
	S	85.043	
11	T	73.8668	71.0858
	S	85.532	79.475
12	T		
	S		

Event: Cooper Tires Pro Mazda GP of Toronto
Track: Streets of Toronto
Report: Section Data Report
Session: Practice 1

Round 10 / 11
1.755 mile(s)
Pro Mazda
June 12, 2015



Section Data for Car 28 - Kellett, Dalton

Lap	T/SF to I1	I9 to I10	I10 to SF	I1 to I2	I2 to I3	I2 to I3A	I3A to I3	I3 to I4	I4 to I5	I5 to I6	I5 to I6A	I6A to I6	I6 to I7	I7 to I8	I8 to I9	
1	T	0.7053	4.3124	8.4022	3.0887	12.4518	5.6207	6.8311	10.2220	10.6685	11.9116	6.1347	5.7769	9.3142	4.5215	5.4126
	S	113.588	66.088	79.362	95.473	73.921	54.587	89.830	126.065	63.462	62.678	61.128	64.324	87.550	52.024	56.560
2	T	0.6935	4.0725	8.0436	2.8783	11.6257	5.3108	6.3149	10.0225	10.3974	11.7167	6.1511	5.5656	10.9515	4.9185	5.1904
	S	115.521	69.982	82.900	102.452	79.174	57.772	97.173	128.574	65.117	63.720	60.965	66.766	74.461	47.825	58.981
3	T	0.6939	4.0662	7.9725	2.9746	11.4781	5.2798	6.1983	9.9638	10.2312	11.4488	6.0679	5.3809	8.5915	4.4577	5.3332
	S	115.454	70.090	83.640	99.135	80.192	58.112	99.001	129.332	66.175	65.211	61.801	69.057	94.914	52.769	57.402
4	T	0.6882	4.0452	7.8960	2.7819	11.1909	5.0560	6.1349	9.9140	10.2472	11.3382	5.9903	5.3479	8.5976	4.4018	5.1550
	S	116.410	70.454	84.450	106.002	82.250	60.684	100.024	129.981	66.071	65.847	62.601	69.484	94.847	53.439	59.386
5	T	0.6765	3.8767	7.5565	2.7058	11.1958	5.0484	6.1474	9.8831	10.1718	11.2660	5.9564	5.3096	8.6253	4.3493	5.1520
	S	118.424	73.516	88.244	108.983	82.214	60.775	99.820	130.388	66.561	66.269	62.957	69.985	94.542	54.084	59.421
6	T	0.6776	3.8191	7.6042	2.6922	11.0846	4.9387	6.1459	9.8791	10.0229	11.1767	5.8186	5.3581	8.4151	4.2098	5.0010
	S	118.231	74.625	87.691	109.534	83.039	62.125	99.845	130.441	67.550	66.799	64.448	69.351	96.904	55.876	61.215
7	T	0.6756	3.9061	7.5680	2.6788	11.1174	4.9710	6.1464	9.8819	10.2225	11.1185	5.8030	5.3155	8.4327	4.2922	5.1685
	S	118.581	72.963	88.110	110.082	82.794	61.722	99.837	130.404	66.231	67.149	64.622	69.907	96.701	54.803	59.231
8	T	0.6738	3.8964	7.5161	2.6795	11.2205	4.9888	6.2317	9.8782	10.0082	11.3116	5.8105	5.5011	8.5073	4.3003	5.0826
	S	118.898	73.144	88.719	110.053	82.033	61.501	98.470	130.453	67.649	66.002	64.538	67.548	95.854	54.700	60.232
9	T	0.6752	3.8212	7.6117	2.6657	11.1667	4.9349	6.2318	9.9061	10.0157	11.1270	5.8003	5.3267	8.3711	4.2949	5.1487
	S	118.652	74.584	87.604	110.622	82.429	62.173	98.469	130.085	67.598	67.097	64.652	69.760	97.413	54.769	59.459
10	T	0.6730	3.8900	7.5776	2.7337	11.0482	4.8991	6.1491	9.8792	9.9145	11.1110	5.8315	5.2795	8.4471	4.1841	5.0489
	S	119.040	73.265	87.999	107.871	83.313	62.627	99.793	130.439	68.288	67.194	64.306	70.384	96.537	56.219	60.634
11	T															5.5038
	S															55.623

Event: Cooper Tires Pro Mazda GP of Toronto
Track: Streets of Toronto
Report: Section Data Report
Session: Practice 1

Round 10 / 11
1.755 mile(s)
Pro Mazda
June 12, 2015



Section Data for Car 28 - Kellett, Dalton

Lap	T/SLap	PO to SF	SF to PI
1	T	81.0108	88.4913
	S	77.990	70.473
2	T	80.5106	
	S	78.474	
3	T	77.2115	
	S	81.827	
4	T	76.2560	
	S	82.852	
5	T	75.4588	
	S	83.728	
6	T	74.5823	
	S	84.712	
7	T	75.0622	
	S	84.170	
8	T	75.0745	
	S	84.156	
9	T	74.8040	
	S	84.461	
10	T	74.5073	69.2640
	S	84.797	81.565
11	T		
	S		

Event: Cooper Tires Pro Mazda GP of Toronto
Track: Streets of Toronto
Report: Section Data Report
Session: Practice 1

Round 10 / 11
1.755 mile(s)
Pro Mazda
June 12, 2015



Section Data for Car 3 - Alberico, Neil

Lap	T/SF to I1	I9 to I10	I10 to SF	I1 to I2	I2 to I3	I2 to I3A	I3A to I3	I3 to I4	I4 to I5	I5 to I6	I5 to I6A	I6A to I6	I6 to I7	I7 to I8	I8 to I9	
1	T	0.6912	4.2701	8.0620	3.2023	11.9128	5.3880	6.5248	10.1447	11.1427	11.4695	6.0632	5.4063	9.0839	4.5049	5.4894
	S	115.905	66.743	82.711	92.086	77.266	56.945	94.047	127.026	60.761	65.094	61.849	68.733	89.769	52.216	55.769
2	T	0.6842	4.0475	7.9139	3.0084	11.4429	5.2873	6.1556	10.0274	10.9821	11.1206	5.9063	5.2143	8.8143	4.3569	5.4261
	S	117.091	70.414	84.259	98.021	80.439	58.029	99.687	128.512	61.650	67.136	63.492	71.264	92.515	53.990	56.419
3	T	0.6765	3.9897	7.6899	2.7974	11.2839	5.0926	6.1913	9.9010	10.5139	11.1799	5.8932	5.2867	9.0834	4.6450	5.1702
	S	118.424	71.434	86.714	105.414	81.572	60.248	99.113	130.152	64.395	66.780	63.633	70.288	89.774	50.641	59.212
4	T	0.6739	4.0892	7.6547	2.7797	11.0734	4.9485	6.1249	9.8950	10.8004	11.0935	5.9012	5.1923	8.6425	4.3837	5.3231
	S	118.881	69.696	87.112	106.086	83.123	62.002	100.187	130.231	62.687	67.300	63.546	71.566	94.354	53.660	57.511
5	T	0.6712	3.9976	7.5745	2.7328	11.1548	4.9266	6.2282	9.8908	10.3616	11.1127	5.8826	5.2301	8.7975	4.2866	5.4567
	S	119.359	71.293	88.035	107.906	82.516	62.278	98.525	130.286	65.342	67.184	63.747	71.049	92.692	54.875	56.103
6	T	0.6690	3.9765	7.5039	2.6545	11.0121	4.8887	6.1234	9.8245	10.4604	11.1685	5.8460	5.3225	8.6281	4.3792	5.2302
	S	119.751	71.671	88.863	111.089	83.586	62.761	100.212	131.166	64.725	66.848	64.146	69.815	94.511	53.715	58.532
7	T					14.6349	6.6449	7.9900	16.2164	13.1326	12.1950	6.5955	5.5995	9.6815	4.5916	5.4820
	S					62.894	46.173	76.801	79.465	51.555	61.221	56.857	66.361	84.228	51.230	55.844
8	T	0.6831	3.9321	7.8393	2.8244	10.7935	4.7901	6.0034	9.8822	11.3322	11.5631	6.2538	5.3093	8.9113	4.1441	5.4625
	S	117.280	72.480	85.061	104.407	85.279	64.053	102.215	130.400	59.745	64.567	59.964	69.989	91.508	56.762	56.043
9	T	0.6692	3.7859	7.5144	2.6933	10.7963	4.7790	6.0173	9.8035	10.2760	10.8222	5.7183	5.1039	8.4676	4.1743	5.0917
	S	119.716	75.279	88.739	109.489	85.256	64.201	101.979	131.447	65.886	68.987	65.579	72.805	96.303	56.351	60.125
10	T	0.6719	3.8142	7.4037	2.6279	10.5897	4.5995	5.9902	9.7379	10.1628	10.7147	5.6239	5.0908	8.3698	3.9340	5.0484
	S	119.234	74.721	90.066	112.214	86.920	66.707	102.440	132.332	66.620	69.679	66.680	72.993	97.428	59.793	60.640
11	T															6.1815
	S															49.525

Event: Cooper Tires Pro Mazda GP of Toronto
Track: Streets of Toronto
Report: Section Data Report
Session: Practice 1

Round 10 / 11
1.755 mile(s)
Pro Mazda
June 12, 2015



Section Data for Car 3 - Alberico, Neil

Lap	T/Slap	PI to PO	PO to SF	SF to PI
1	T	79.9735	85.9350	
	S	79.001	72.569	
2	T	77.8243		
	S	81.183		
3	T	76.9308		
	S	82.126		
4	T	76.4091		
	S	82.686		
5	T	76.0368		
	S	83.091		
6	T	75.5069		70.4930
	S	83.674		80.143
7	T	201.4420	114.7274	92.2518
	S	31.364	7.809	67.600
8	T	77.3678		
	S	81.662		
9	T	74.0944		
	S	85.270		
10	T	73.0750		69.9840
	S	86.459		80.726
11	T			
	S			

Event: Cooper Tires Pro Mazda GP of Toronto
Track: Streets of Toronto
Report: Section Data Report
Session: Practice 1

Round 10 / 11
1.755 mile(s)
Pro Mazda
June 12, 2015



Section Data for Car 37 - Horak(E), Jay

Lap	T/SF to I1	I9 to I10	I10 to SF	I1 to I2	I2 to I3	I2 to I3A	I3A to I3	I3 to I4	I4 to I5	I5 to I6	I5 to I6A	I6A to I6	I6 to I7	I7 to I8	I8 to I9	
1	T	0.8932	5.5032	10.4249	3.5535	14.3016	6.2017	8.0999	12.1070	12.7498	14.0594	7.1724	6.8870	10.7195	5.1354	6.7292
	S	89.693	51.788	63.964	82.985	64.360	49.473	75.759	106.437	53.102	53.103	52.284	53.955	76.072	45.805	45.494
2	T	0.8711	4.7686	9.4970	3.6106	13.9928	6.1011	7.8917	11.6335	12.9649	13.6844	7.0982	6.5862	12.9962	6.0140	6.1877
	S	91.968	59.766	70.214	81.672	65.781	50.289	77.757	110.769	52.221	54.558	52.830	56.420	62.746	39.113	49.475
3	T	0.7782	4.6125	9.0480	3.1509	12.9819	5.5980	7.3839	10.9957	12.2876	13.0186	6.8096	6.2090	10.4834	5.0308	6.2566
	S	102.947	61.789	73.698	93.588	70.903	54.809	83.105	117.195	55.100	57.348	55.069	59.847	77.785	46.757	48.930
4	T	0.7677	4.5616	9.0871	3.4524	12.5961	5.5181	7.0780	10.5334	14.8290	13.2773	7.0285	6.2488	9.5977	4.4882	6.1266
	S	104.355	62.478	73.381	85.415	73.075	55.602	86.696	122.338	45.657	56.231	53.354	59.466	84.964	52.410	49.968
5	T	0.7295	4.1820	8.5538	2.9633	12.2228	5.4378	6.7850	10.3331	11.5362	12.0512	6.3248	5.7264	9.4899	5.1818	5.5981
	S	109.820	68.149	77.956	99.513	75.306	56.423	90.440	124.710	58.689	61.952	59.290	64.891	85.929	45.395	54.686
6	T	0.8387	4.4003	8.7783	3.5007	12.9588	6.0733	6.8855	10.5412	11.6265	12.0896	6.4148	5.6748	9.9556	5.2907	5.9446
	S	95.521	64.768	75.962	84.236	71.029	50.519	89.120	122.248	58.233	61.755	58.459	65.481	81.909	44.461	51.498
7	T	0.8282	4.4280	8.7656	3.2451	12.1542	5.5841	6.5701	10.2927	10.9171	11.8748	6.1733	5.7015	9.4053	4.3604	5.8080
	S	96.732	64.363	76.072	90.871	75.731	54.945	93.398	125.199	62.017	62.872	60.745	65.174	86.702	53.946	52.709
8	T	0.7160	4.1603	8.2162	2.8892	12.0627	5.2044	6.8583	10.2389	10.8968	11.9937	6.2503	5.7434	9.6439	5.2614	5.3548
	S	111.891	68.505	81.159	102.065	76.306	58.954	89.474	125.857	62.133	62.249	59.997	64.699	84.557	44.708	57.170
9	T	0.7066	4.0716	8.2788	2.7402	11.5610	4.9780	6.5830	10.1730	10.7299	12.0381	6.3709	5.6672	8.9480	4.5800	6.5013
	S	113.379	69.997	80.545	107.615	79.617	61.635	93.215	126.672	63.099	62.019	58.861	65.569	91.133	51.360	47.088
10	T	0.7318	4.5557	8.4428	2.8733	11.6255	5.1361	6.4894	10.0482	10.4937	12.2759	6.7403	5.5356	8.9411	4.5789	5.3388
	S	109.475	62.559	78.981	102.630	79.175	59.738	94.560	128.245	64.519	60.818	55.636	67.127	91.203	51.372	57.342
11	T															7.9060
	S															38.722

Event: Cooper Tires Pro Mazda GP of Toronto
Track: Streets of Toronto
Report: Section Data Report
Session: Practice 1

Round 10 / 11
1.755 mile(s)
Pro Mazda
June 12, 2015



Section Data for Car 37 - Horak(E), Jay

Lap	T/Slap	PO to SF	SF to PI
1	T	96.1767	109.5453
	S	65.692	56.929
2	T	96.2208	
	S	65.661	
3	T	88.6442	
	S	71.274	
4	T	89.3171	
	S	70.737	
5	T	82.8417	
	S	76.266	
6	T	85.9250	
	S	73.529	
7	T	82.0794	
	S	76.974	
8	T	81.4339	
	S	77.584	
9	T	80.3285	
	S	78.652	
10	T	79.9057	80.4701
	S	79.068	70.207
11	T		
	S		

Event: Cooper Tires Pro Mazda GP of Toronto
Track: Streets of Toronto
Report: Section Data Report
Session: Practice 1

Round 10 / 11
1.755 mile(s)
Pro Mazda
June 12, 2015



Section Data for Car 5 - Grist, Garrett

Lap	T/SF to I1	I9 to I10	I10 to SF	I1 to I2	I2 to I3	I2 to I3A	I3A to I3	I3 to I4	I4 to I5	I5 to I6	I5 to I6A	I6A to I6	I6 to I7	I7 to I8	I8 to I9	
1	T				12.4328	6.0696	6.3632	10.3523	11.0514	12.0273	6.2230	5.8043	9.0412	4.6154	5.7727	
	S				74.034	50.550	96.435	124.478	61.263	62.075	60.260	64.020	90.193	50.966	53.032	
2	T	0.6934	4.3554	8.1663	3.0026	11.5438	5.3338	6.2100	10.1117	10.6204	11.7361	6.2766	5.4595	9.0949	4.6222	5.4609
	S	115.537	65.436	81.655	98.210	79.736	57.523	98.814	127.440	63.750	63.615	59.746	68.063	89.661	50.891	56.060
3	T	0.6813	4.0028	7.8994	2.6753	11.0834	4.9462	6.1372	9.9808	10.1128	11.3835	5.9941	5.3894	8.7547	4.4130	5.0476
	S	117.589	71.200	84.414	110.226	83.048	62.031	99.986	129.112	66.949	65.585	62.562	68.948	93.145	53.303	60.650
4	T	0.6764	4.0072	7.7525	2.7272	11.0456	4.9091	6.1365	9.8726	10.2674	11.3823	6.0074	5.3749	8.6092	4.4261	5.1283
	S	118.441	71.122	86.013	108.128	83.332	62.500	99.998	130.527	65.941	65.592	62.423	69.134	94.719	53.145	59.695
5	T	0.6735	3.9049	7.6856	2.7055	11.2286	5.0443	6.1843	9.8311	10.3791	11.3976	6.0290	5.3686	9.2934	5.2972	5.0385
	S	118.951	72.985	86.762	108.995	81.974	60.825	99.225	131.078	65.232	65.504	62.199	69.216	87.746	44.406	60.759
6	T	0.6803	4.0757	7.8834	2.7566	11.1727	4.9924	6.1803	9.8159	10.0931	11.2867	5.9202	5.3665	8.5690	4.3707	5.2368
	S	117.762	69.927	84.585	106.975	82.384	61.457	99.289	131.281	67.080	66.148	63.342	69.243	95.163	53.819	58.459
7	T	0.6716	3.9008	7.5988	2.6583	11.0770	4.9170	6.1600	9.8138	10.2344	11.4002	5.8987	5.5015	8.6293	4.4455	5.1032
	S	119.288	73.062	87.753	110.930	83.096	62.399	99.616	131.309	66.154	65.489	63.573	67.544	94.498	52.914	59.989
8	T	0.7705	3.8574	7.8933	3.0240	11.0432	4.9155	6.1277	9.7968	10.2242	11.2067	5.8867	5.3200	8.4301	4.3842	4.9997
	S	103.976	73.884	84.479	97.515	83.350	62.419	100.141	131.536	66.220	66.620	63.703	69.848	96.731	53.653	61.231
9	T	0.6692	3.8643	7.5918	2.6984	10.9696	4.8181	6.1515	9.7508	10.0425	11.2217	5.8927	5.3290	8.4329	4.2357	4.9017
	S	119.716	73.752	87.834	109.282	83.910	63.680	99.754	132.157	67.418	66.531	63.638	69.730	96.699	55.534	62.455
10	T															6.5871
	S															46.475

Event: Cooper Tires Pro Mazda GP of Toronto
Track: Streets of Toronto
Report: Section Data Report
Session: Practice 1

Round 10 / 11
1.755 mile(s)
Pro Mazda
June 12, 2015



Section Data for Car 5 - Grist, Garrett

Lap	T/Slap	PI to PO	PO to SF	SF to PI
1	T	255.8228	179.5826	82.4536
	S	24.697	4.989	75.633
2	T	79.4077		
	S	79.564		
3	T	76.0346		
	S	83.094		
4	T	75.8948		
	S	83.247		
5	T	77.4350		
	S	81.591		
6	T	75.9409		
	S	83.196		
7	T	75.5329		
	S	83.646		
8	T	75.6301		
	S	83.538		
9	T	74.3786		71.1013
	S	84.944		79.458
10	T			
	S			

Event: Cooper Tires Pro Mazda GP of Toronto
Track: Streets of Toronto
Report: Section Data Report
Session: Practice 1

Round 10 / 11
1.755 mile(s)
Pro Mazda
June 12, 2015



Section Data for Car 6 - Buret, Timothe (R)

Lap	T/SF to I1	I9 to I10	I10 to SF	I1 to I2	I2 to I3	I2 to I3A	I3A to I3	I3 to I4	I4 to I5	I5 to I6	I5 to I6A	I6A to I6	I6 to I7	I7 to I8	I8 to I9	
1	T	0.6878	4.6429	8.4907	3.1799	13.0668	6.2204	6.8464	10.0294	11.2165	12.6213	6.6607	5.9606	9.3868	4.7107	5.8733
	S	116.478	61.384	78.535	92.734	70.442	49.325	89.629	128.486	60.362	59.153	56.300	62.341	86.872	49.935	52.123
2	T	0.6753	4.3386	8.1705	2.9442	12.2054	5.5177	6.6877	9.9306	10.7996	11.9656	6.2497	5.7159	9.6824	4.5032	5.4791
	S	118.634	65.689	81.613	100.158	75.414	55.606	91.756	129.764	62.692	62.395	60.003	65.010	84.220	52.236	55.873
3	T	0.6785	4.2322	7.9664	2.8186	11.3275	5.0397	6.2878	9.8156	10.5887	11.2496	5.9162	5.3334	8.9632	4.3776	5.3249
	S	118.075	67.341	83.704	104.622	81.258	60.880	97.592	131.285	63.940	66.366	63.385	69.672	90.978	53.734	57.491
4	T	0.6678	4.0932	7.6647	2.7643	11.1064	4.9243	6.1821	9.7425	10.3915	11.1583	5.9031	5.2552	8.6183	4.2395	5.2378
	S	119.967	69.628	86.999	106.677	82.876	62.307	99.260	132.270	65.154	66.909	63.526	70.709	94.619	55.485	58.448
5	T	0.6955	3.8217	8.2103	2.7847	10.9991	4.9225	6.0766	9.6613	10.1440	11.7111	6.2127	5.4984	8.7738	4.3383	5.0931
	S	115.189	74.574	81.217	105.895	83.685	62.330	100.984	133.381	66.743	63.751	60.360	67.582	92.942	54.221	60.108
6	T	0.6646	3.8660	7.7296	2.6978	10.8180	4.7962	6.0218	9.5592	10.3773	11.1303	5.8546	5.2757	8.6883	4.2338	5.0490
	S	120.544	73.720	86.268	109.306	85.085	63.971	101.902	134.806	65.243	67.077	64.052	70.434	93.857	55.559	60.633
7	T	0.6602	3.7922	7.5188	2.6281	10.7576	4.7425	6.0151	9.5900	46.1567	13.0521	6.8451	6.2070	8.7886	4.2105	5.0818
	S	121.348	75.154	88.687	112.205	85.563	64.695	102.016	134.373	14.668	57.201	54.784	59.866	92.785	55.867	60.242
8	T	0.6595	3.8074	7.5373	2.6805	10.7538	4.7691	5.9847	9.5738	10.1753	10.9246	5.7455	5.1791	8.6206	4.1651	4.9714
	S	121.476	74.854	88.469	110.012	85.593	64.335	102.534	134.600	66.538	68.340	65.268	71.748	94.594	56.476	61.580
9	T	0.6545	3.7699	7.4358	2.6481	10.5901	4.6213	5.9688	9.5353	9.9837	10.6120	5.5711	5.0409	8.5066	4.6792	4.8647
	S	122.404	75.599	89.677	111.358	86.917	66.392	102.807	135.144	67.815	70.353	67.312	73.715	95.861	50.271	62.930
10	T	0.6582	3.8576	7.6932	2.7309	10.7425	4.7570	5.9855	9.5414	10.1170	10.7369	5.6333	5.1036	8.4452	4.0600	5.1147
	S	121.716	73.880	86.676	107.981	85.683	64.498	102.520	135.057	66.922	69.535	66.568	72.810	96.558	57.938	59.854
11	T	0.6531	3.7271	7.3552	2.5029	10.4115	4.4738	5.9377	9.5576	9.7723	10.6615	5.6069	5.0546	8.2597	3.9653	4.8243
	S	122.667	76.467	90.659	117.818	88.407	68.581	103.346	134.828	69.282	70.027	66.882	73.515	98.727	59.321	63.457
12	T															6.5256
	S															46.913

Event: Cooper Tires Pro Mazda GP of Toronto
Track: Streets of Toronto
Report: Section Data Report
Session: Practice 1

Round 10 / 11
1.755 mile(s)
Pro Mazda
June 12, 2015



Section Data for Car 6 - Buret, Timothe (R)

Lap	T/SLap	PO to SF	SF to PI
1	T	83.9061	93.0850
	S	75.298	66.995
2	T	80.6945	
	S	78.295	
3	T	77.3428	
	S	81.688	
4	T	75.6843	
	S	83.478	
5	T	76.2329	
	S	82.878	
6	T	74.8139	
	S	84.450	
7	T	112.2366	
	S	56.292	
8	T	73.8693	
	S	85.529	
9	T	73.2799	
	S	86.217	
10	T	73.6976	
	S	85.729	
11	T	71.6905	70.4543
	S	88.129	80.187
12	T		
	S		

Event: Cooper Tires Pro Mazda GP of Toronto
Track: Streets of Toronto
Report: Section Data Report
Session: Practice 1

Round 10 / 11
1.755 mile(s)
Pro Mazda
June 12, 2015



Section Data for Car 62 - Schutte, Bryson (R)

Lap	T/SF to I1	I9 to I10	I10 to SF	I1 to I2	I2 to I3	I2 to I3A	I3A to I3	I3 to I4	I4 to I5	I5 to I6	I5 to I6A	I6A to I6	I6 to I7	I7 to I8	I8 to I9	
1	T	0.7156	4.7038	8.8865	3.2449	12.2568	5.5653	6.6915	10.2171	11.5323	12.9186	6.8682	6.0504	9.5576	4.5990	5.8257
	S	111.953	60.589	75.037	90.877	75.097	55.131	91.704	126.125	58.709	57.792	54.599	61.416	85.320	51.147	52.549
2	T	0.7034	4.3654	8.3697	3.1579	12.2212	5.6254	6.5958	10.2467	11.1805	12.5711	6.5464	6.0247	9.9404	5.9920	5.4546
	S	113.895	65.286	79.670	93.381	75.316	54.542	93.034	125.761	60.556	59.389	57.283	61.678	82.034	39.257	56.124
3	T	0.6980	4.3649	8.2109	2.9585	11.6741	5.3474	6.3267	10.0375	11.0697	12.1844	6.3042	5.8802	8.9773	4.6438	5.5385
	S	114.776	65.294	81.211	99.674	78.846	57.377	96.992	128.382	61.162	61.274	59.484	63.194	90.835	50.654	55.274
4	T	0.6960	4.3360	8.2083	2.9977	12.0095	5.5662	6.4433	10.1712	13.3839	12.0464	6.3116	5.7348	9.1221	4.5460	5.4667
	S	115.106	65.729	81.237	98.371	76.644	55.122	95.236	126.695	50.587	61.976	59.414	64.796	89.393	51.744	56.000
5	T	0.6954	4.0590	8.1340	3.3003	11.9112	5.5666	6.3446	9.9364	10.8981	12.0021	6.1906	5.8115	9.0144	4.5992	5.2057
	S	115.205	70.214	81.979	89.351	77.276	55.118	96.718	129.688	62.125	62.205	60.576	63.941	90.461	51.145	58.808
6	T	0.6915	4.1220	8.1831	2.8152	11.6926	5.3237	6.3689	9.9812	10.7778	12.1935	6.2226	5.9709	9.2043	4.5616	5.3084
	S	115.855	69.141	81.487	104.748	78.721	57.633	96.349	129.106	62.819	61.229	60.264	62.234	88.595	51.567	57.670
7	T	0.6869	3.9800	7.9730	2.8707	11.7311	5.4104	6.3207	9.9373	10.6644	11.8427	5.9775	5.8652	9.0637	4.4210	5.2521
	S	116.631	71.608	83.635	102.723	78.463	56.709	97.084	129.677	63.487	63.042	62.735	63.355	89.969	53.207	58.288
8	T	0.6854	4.0580	7.8701	2.8562	12.6557	6.1622	6.4935	9.9877	10.5174	11.9550	6.0524	5.9026	8.9661	4.8698	5.2033
	S	116.886	70.232	84.728	103.244	72.730	49.790	94.500	129.022	64.374	62.450	61.959	62.954	90.949	48.303	58.835
9	T	0.6825	4.0768	7.9281	2.7309	11.8038	5.3507	6.4531	9.9770	10.6520	12.0373	5.9803	6.0570	8.9320	4.4383	6.1664
	S	117.383	69.908	84.108	107.981	77.980	57.342	95.092	129.161	63.560	62.023	62.706	61.349	91.296	52.999	49.646
10	T	0.6949	4.0915	8.0129	2.9303	12.4424	5.7056	6.7368	10.2288	11.3581	12.7460	6.7039	6.0421	9.1042	4.5494	5.0190
	S	115.288	69.657	83.218	100.634	73.977	53.775	91.087	125.981	59.609	58.575	55.938	61.500	89.569	51.705	60.995
11	T															7.0640
	S															43.338

Event: Cooper Tires Pro Mazda GP of Toronto
Track: Streets of Toronto
Report: Section Data Report
Session: Practice 1

Round 10 / 11
1.755 mile(s)
Pro Mazda
June 12, 2015



Section Data for Car 62 - Schutte, Bryson (R)

Lap	T/Slap	PO to SF	SF to PI
1	T	84.4579	91.2348
	S	74.807	68.354
2	T	84.2029	
	S	75.033	
3	T	80.3576	
	S	78.624	
4	T	82.9838	
	S	76.135	
5	T	79.7558	
	S	79.217	
6	T	79.5312	
	S	79.441	
7	T	78.4229	
	S	80.563	
8	T	79.6247	
	S	79.347	
9	T	79.4251	
	S	79.547	
10	T	81.1775	78.2663
	S	77.829	72.184
11	T		
	S		

Event: Cooper Tires Pro Mazda GP of Toronto
Track: Streets of Toronto
Report: Section Data Report
Session: Practice 1

Round 10 / 11
1.755 mile(s)
Pro Mazda
June 12, 2015



Section Data for Car 7 - Gutierrez, Jose

Lap	T/SF to I1	I9 to I10	I10 to SF	I1 to I2	I2 to I3	I2 to I3A	I3A to I3	I3 to I4	I4 to I5	I5 to I6	I5 to I6A	I6A to I6	I6 to I7	I7 to I8	I8 to I9	
1	T	0.7203	4.5404	8.6030	3.0360	12.3908	5.6422	6.7486	10.1771	11.0235	12.7019	6.6903	6.0116	9.3233	4.6762	5.6722
	S	111.223	62.770	77.510	97.130	74.285	54.379	90.928	126.621	61.418	58.778	56.051	61.812	87.464	50.303	53.971
2	T					14.4859	7.0670	7.4189	11.5844	10.8327	13.0929	7.1010	5.9919	9.1202	4.6528	6.1675
	S					63.541	43.416	82.713	111.239	62.500	57.023	52.809	62.016	89.412	50.556	49.637
3	T	0.6873	4.4801	8.1275	2.8204	11.7025	5.2196	6.4829	10.0675	10.1897	11.4300	5.9384	5.4916	8.6409	4.4338	5.5177
	S	116.563	63.615	82.045	104.555	78.655	58.782	94.655	128.000	66.444	65.319	63.148	67.665	94.371	53.053	55.483
4	T	0.6766	4.0983	7.8219	2.7389	11.0544	4.9577	6.0967	9.8765	10.1861	11.5144	5.9689	5.5455	8.6958	4.4541	5.1100
	S	118.406	69.541	85.250	107.666	83.266	61.887	100.651	130.475	66.468	64.840	62.826	67.008	93.776	52.811	59.909
5	T	0.6714	3.9998	7.6178	2.6779	11.4741	5.3568	6.1173	9.8102	9.9336	10.9522	5.6269	5.3253	8.5159	4.2039	4.8758
	S	119.323	71.254	87.534	110.119	80.220	57.276	100.312	131.357	68.157	68.168	66.644	69.778	95.757	55.955	62.787
6	T	0.6886	4.1897	8.1490	2.8121	10.9407	4.9233	6.0174	9.8140	10.0150	11.3260	5.6985	5.6275	9.7404	4.8515	5.2949
	S	116.343	68.024	81.828	104.863	84.131	62.320	101.977	131.306	67.603	65.918	65.807	66.031	83.719	48.485	57.817
7	T	0.6680	4.0040	7.6006	2.6483	10.7895	4.7467	6.0428	9.8460	10.5537	11.3120	6.0355	5.2765	8.4059	4.1088	4.9622
	S	119.931	71.179	87.732	111.349	85.310	64.638	101.548	130.879	64.152	66.000	62.132	70.424	97.010	57.250	61.694
8	T	0.6631	3.8077	7.4523	2.6824	10.5984	4.6119	5.9865	9.7579	9.7331	10.8146	5.6558	5.1588	8.2314	4.0293	4.6200
	S	120.817	74.848	89.478	109.934	86.848	66.528	102.503	132.061	69.561	69.035	66.304	72.030	99.066	58.379	66.263
9	T															5.9026
	S															51.865

Event: Cooper Tires Pro Mazda GP of Toronto
Track: Streets of Toronto
Report: Section Data Report
Session: Practice 1

Round 10 / 11
1.755 mile(s)
Pro Mazda
June 12, 2015



Section Data for Car 7 - Gutierrez, Jose

Lap	T/Slap	PI to PO	PO to SF	SF to PI
1	T	82.8647	92.2304	76.3098
	S	76.245	67.616	74.034
2	T	336.5668	255.1908	87.2406
	S	18.772	3.511	71.483
3	T	78.0974		
	S	80.899		
4	T	76.2270		
	S	82.884		
5	T	74.7326		
	S	84.541		
6	T	77.8219		
	S	81.185		
7	T	74.8990		
	S	84.354		
8	T	72.3902		70.4421
	S	87.277		80.201
9	T			
	S			

Event: Cooper Tires Pro Mazda GP of Toronto
Track: Streets of Toronto
Report: Section Data Report
Session: Practice 1

Round 10 / 11
1.755 mile(s)
Pro Mazda
June 12, 2015



Section Data for Car 80 - Owens, Raoul (R)

Lap	T/SF to I1	I9 to I10	I10 to SF	I1 to I2	I2 to I3	I2 to I3A	I3A to I3	I3 to I4	I4 to I5	I5 to I6	I5 to I6A	I6A to I6	I6 to I7	I7 to I8	I8 to I9	
1	T	0.7101	4.4399	8.4384	3.2027	12.1189	5.4152	6.7037	10.3871	11.2512	12.4005	6.4652	5.9353	10.3017	4.4875	5.7610
	S	112.820	64.191	79.022	92.074	75.952	56.659	91.537	124.061	60.175	60.207	58.003	62.607	79.157	52.418	53.139
2	T	0.6943	4.2137	8.0758	3.0863	12.0057	5.4857	6.5200	10.3157	11.2295	12.0493	6.2649	5.7844	9.1367	4.4853	5.7255
	S	115.388	67.637	82.570	95.547	76.668	55.931	94.116	124.920	60.292	61.961	59.857	64.240	89.250	52.444	53.469
3	T	0.6844	4.0329	7.9102	2.9763	11.9202	5.5311	6.3891	9.9768	10.9024	12.5548	6.5992	5.9556	9.2484	4.6299	5.3885
	S	117.057	70.669	84.299	99.078	77.218	55.471	96.044	129.163	62.101	59.467	56.825	62.394	88.172	50.806	56.813
4	T	0.6730	4.0697	7.7059	2.8287	11.4332	5.1301	6.3031	10.0390	10.7276	11.4449	5.9916	5.4533	8.8363	4.4861	5.5360
	S	119.040	70.030	86.533	104.248	80.507	59.807	97.355	128.363	63.112	65.234	62.588	68.141	92.285	52.435	55.299
5	T	0.6885	3.9573	7.9018	2.7696	11.2260	4.9367	6.2893	9.9012	10.3517	11.3158	5.8484	5.4674	8.6931	4.4508	5.3343
	S	116.360	72.019	84.388	106.473	81.993	62.150	97.568	130.150	65.404	65.978	64.120	67.965	93.805	52.851	57.390
6	T	0.6852	3.8362	7.8964	2.7346	11.2208	4.9341	6.2867	9.8689	10.9052	11.1588	5.7464	5.4124	8.7519	4.4092	5.3564
	S	116.920	74.292	84.446	107.835	82.031	62.183	97.609	130.575	62.085	66.906	65.258	68.655	93.175	53.349	57.153
7	T	0.6820	3.9703	7.9552	2.7222	11.1472	4.8409	6.3063	9.8820	10.1795	11.0639	5.6925	5.3714	8.5886	4.2893	5.5166
	S	117.469	71.783	83.822	108.326	82.573	63.380	97.305	130.402	66.511	67.480	65.876	69.180	94.946	54.840	55.494
8	T	0.6807	4.0280	7.6666	2.8153	11.0684	4.8454	6.2230	9.8306	10.0928	11.1439	5.7467	5.3972	8.6408	4.3066	5.3192
	S	117.693	70.755	86.977	104.744	83.161	63.322	98.608	131.084	67.082	66.995	65.255	68.849	94.373	54.620	57.553
9	T	0.6772	3.9487	7.6875	2.7826	11.1114	4.8287	6.2827	9.8692	10.2259	11.2030	5.8663	5.3367	8.6180	4.2899	5.2713
	S	118.301	72.176	86.741	105.975	82.839	63.541	97.671	130.572	66.209	66.642	63.924	69.629	94.622	54.833	58.076
10	T	0.6722	3.9172	7.5483	2.7544	11.0755	4.8415	6.2340	9.8655	10.1613	11.1700	5.7858	5.3842	8.7543	4.3514	5.1831
	S	119.181	72.756	88.340	107.060	83.107	63.373	98.434	130.620	66.630	66.839	64.814	69.015	93.149	54.058	59.064
11	T	0.6836	3.9346	7.6439	2.7473	10.9166	4.7311	6.1855	9.8648	10.1384	11.1227	5.8130	5.3097	8.5629	4.2632	5.1230
	S	117.194	72.434	87.235	107.337	84.317	64.851	99.206	130.630	66.780	67.123	64.511	69.983	95.231	55.176	59.757
12	T															5.6792
	S															53.905

Event: Cooper Tires Pro Mazda GP of Toronto
Track: Streets of Toronto
Report: Section Data Report
Session: Practice 1

Round 10 / 11
1.755 mile(s)
Pro Mazda
June 12, 2015



Section Data for Car 80 - Owens, Raoul (R)

Lap	T/SLap	PO to SF	SF to PI
1	T	83.4990	89.2844
	S	75.666	69.847
2	T	81.0178	
	S	77.983	
3	T	80.2248	
	S	78.754	
4	T	77.7804	
	S	81.229	
5	T	76.5901	
	S	82.491	
6	T	76.8236	
	S	82.240	
7	T	75.9968	
	S	83.135	
8	T	75.5929	
	S	83.579	
9	T	75.6847	
	S	83.478	
10	T	75.4532	
	S	83.734	
11	T	75.0010	69.9383
	S	84.239	80.779
12	T		
	S		

Event: Cooper Tires Pro Mazda GP of Toronto
Track: Streets of Toronto
Report: Section Data Report
Session: Practice 1

Round 10 / 11
1.755 mile(s)
Pro Mazda
June 12, 2015



Section Data for Car 81 - Urrutia, Santiago (R)

Lap	T/SF to I1	I9 to I10	I10 to SF	I1 to I2	I2 to I3	I2 to I3A	I3A to I3	I3 to I4	I4 to I5	I5 to I6	I5 to I6A	I6A to I6	I6 to I7	I7 to I8	I8 to I9	
1	T	0.6957	4.5288	8.4601	3.0738	12.1054	5.6247	6.4807	10.0808	11.1957	11.8290	6.2753	5.5537	9.1317	4.5074	5.6788
	S	115.155	62.931	78.819	95.935	76.037	54.548	94.687	127.831	60.474	63.115	59.758	66.909	89.299	52.187	53.909
2	T	0.6906	4.1892	8.0827	2.8361	11.3978	5.0976	6.3002	9.9026	10.4049	11.9469	6.2092	5.7377	8.8854	4.3417	5.4779
	S	116.006	68.032	82.499	103.976	80.757	60.189	97.400	130.131	65.070	62.492	60.394	64.763	91.775	54.179	55.886
3	T	0.6837	4.1611	7.9639	2.7241	11.2363	4.9962	6.2401	9.8623	10.8261	11.6551	6.1481	5.5070	8.7631	4.2914	5.3259
	S	117.177	68.492	83.730	108.251	81.918	61.410	98.338	130.663	62.538	64.057	60.994	67.476	93.055	54.814	57.481
4	T	0.6807	4.0749	7.8044	2.6674	11.1243	4.9541	6.1702	9.8096	10.2175	11.2799	5.9178	5.3621	8.7359	4.6018	5.2433
	S	117.693	69.940	85.441	110.552	82.743	61.932	99.452	131.365	66.263	66.188	63.368	69.300	93.345	51.116	58.386
5	T	0.6754	4.0421	7.7278	2.6963	11.0500	4.8624	6.1876	9.8100	10.6162	11.4467	5.9757	5.4710	8.9384	4.8245	5.3656
	S	118.617	70.508	86.288	109.367	83.299	63.100	99.172	131.359	63.775	65.223	62.754	67.920	91.230	48.757	57.055
6	T	0.7273	3.9531	9.2561	2.9024	11.3665	5.1151	6.2514	9.8090	11.7925	11.8689	6.1329	5.7360	9.1381	4.3016	5.1329
	S	110.152	72.095	72.041	101.601	80.980	59.983	98.160	131.373	57.413	62.903	61.146	64.782	89.237	54.684	59.642
7	T					14.2271	6.7940	7.4331	10.2438	12.0920	12.8418	7.1821	5.6597	9.0990	4.4241	5.3252
	S					64.697	45.160	82.555	125.797	55.991	58.138	52.213	65.656	89.620	53.170	57.488
8	T	0.6785	4.0580	7.8790	2.8193	11.0640	4.9044	6.1596	9.7977	10.1969	11.2623	5.8508	5.4115	8.5961	4.2715	5.3243
	S	118.075	70.232	84.632	104.596	83.194	62.560	99.623	131.524	66.397	66.291	64.094	68.667	94.863	55.069	57.498
9	T	0.6771	3.9294	7.7076	2.7330	11.0704	4.8088	6.2616	9.7987	10.7555	11.1564	5.8599	5.2965	8.5058	4.2066	5.2240
	S	118.319	72.530	86.514	107.898	83.146	63.803	98.000	131.511	62.949	66.920	63.994	70.158	95.870	55.919	58.602
10	T	0.6732	3.8239	7.6019	2.6099	10.8668	4.7828	6.0840	9.6842	9.9206	10.8652	5.6341	5.2311	8.3467	3.9853	5.0947
	S	119.004	74.531	87.717	112.988	84.703	64.150	100.861	133.066	68.246	68.714	66.559	71.035	97.698	59.024	60.089
11	T															6.5534
	S															46.714

Event: Cooper Tires Pro Mazda GP of Toronto
Track: Streets of Toronto
Report: Section Data Report
Session: Practice 1

Round 10 / 11
1.755 mile(s)
Pro Mazda
June 12, 2015



Section Data for Car 81 - Urrutia, Santiago (R)

Lap	T/Slap	PI to PO	PO to SF	SF to PI
1	T	81.2872	88.0454	
	S	77.724	70.830	
2	T	78.1558		
	S	80.839		
3	T	77.4930		
	S	81.530		
4	T	76.2397		
	S	82.870		
5	T	77.1930		
	S	81.847		
6	T	80.2484		73.4551
	S	78.731		76.912
7	T	185.7042	106.5564	84.8603
	S	34.022	8.408	73.488
8	T	75.9476		
	S	83.189		
9	T	75.7645		
	S	83.390		
10	T	73.4724		70.1372
	S	85.991		80.550
11	T			
	S			

Event: Cooper Tires Pro Mazda GP of Toronto
Track: Streets of Toronto
Report: Section Data Report
Session: Practice 1

Round 10 / 11
1.755 mile(s)
Pro Mazda
June 12, 2015



Section Data for Car 82 - O'Ward, Pato (R)

Lap	T/SF to I1	I9 to I10	I10 to SF	I1 to I2	I2 to I3	I2 to I3A	I3A to I3	I3 to I4	I4 to I5	I5 to I6	I5 to I6A	I6A to I6	I6 to I7	I7 to I8	I8 to I9	
1	T	0.6964	4.3228	8.2738	3.0874	12.3725	5.5965	6.7760	10.2428	11.1723	12.1826	6.4763	5.7063	9.4716	4.6676	5.7251
	S	115.040	65.929	80.594	95.513	74.395	54.823	90.560	125.809	60.600	61.283	57.903	65.119	86.095	50.396	53.473
2	T	0.6944	4.2032	8.1880	3.1050	12.0304	5.6280	6.4024	10.0156	11.0834	11.9422	6.2879	5.6543	9.6155	4.8396	5.6697
	S	115.371	67.805	81.438	94.971	76.511	54.516	95.845	128.663	61.086	62.517	59.638	65.718	84.806	48.605	53.995
3	T	0.6839	4.2016	7.9334	3.1524	11.9659	5.7264	6.2395	9.8972	11.4276	11.6037	6.0369	5.5668	8.9818	4.7228	5.5085
	S	117.142	67.831	84.052	93.543	76.923	53.580	98.347	130.202	59.247	64.341	62.118	66.751	90.790	49.807	55.575
4	T	0.6793	3.9173	7.8328	3.0661	11.5619	5.3291	6.2328	9.9388	11.1106	11.8567	6.2013	5.6554	8.7088	4.7932	5.5737
	S	117.936	72.754	85.132	96.176	79.611	57.574	98.453	129.657	60.937	62.968	60.471	65.706	93.636	49.075	54.925
5	T	0.6715	3.8618	7.5747	2.8421	11.2815	5.0635	6.2180	9.8736	10.6820	11.3853	5.9625	5.4228	8.8215	4.7914	5.3549
	S	119.305	73.800	88.032	103.757	81.590	60.594	98.687	130.513	63.382	65.575	62.893	68.524	92.439	49.094	57.169
6	T	0.6756	3.8026	7.6650	2.7442	11.2648	5.0273	6.2375	9.8377	10.8237	11.1957	5.8110	5.3847	8.6160	4.6837	5.3911
	S	118.581	74.949	86.995	107.458	81.711	61.030	98.379	130.990	62.552	66.686	64.533	69.009	94.644	50.223	56.786
7	T	0.6841	4.1619	8.1634	2.8095	11.8402	5.5882	6.2520	11.2527	10.4741	11.1070	5.8263	5.2807	8.6327	4.3621	5.4198
	S	117.108	68.478	81.684	104.960	77.740	54.905	98.150	114.518	64.640	67.218	64.363	70.368	94.461	53.925	56.485
8	T	0.6834	3.7091	7.8165	2.7438	11.2888	5.0314	6.2574	9.8264	10.2579	12.1393	6.6119	5.5274	8.6477	4.3430	5.2369
	S	117.228	76.838	85.309	107.474	81.537	60.981	98.066	131.140	66.002	61.502	56.716	67.227	94.297	54.162	58.458
9	T	0.6757	3.8474	7.6182	2.6593	11.3298	5.0379	6.2919	9.8319	10.1011	11.2456	5.9046	5.3410	8.6363	4.6064	5.1616
	S	118.564	74.076	87.530	110.889	81.242	60.902	97.528	131.067	67.027	66.390	63.510	69.573	94.422	51.065	59.310
10	T	0.6693	3.7601	7.5407	2.7008	11.0873	4.8555	6.2318	9.8340	10.1791	11.0672	5.7504	5.3168	8.4543	4.1877	5.1964
	S	119.698	75.796	88.429	109.185	83.019	63.190	98.469	131.039	66.513	67.460	65.213	69.890	96.454	56.171	58.913
11	T	0.6727	3.7759	7.5246	2.6333	11.0774	4.8275	6.2499	9.8282	10.1436	11.0609	5.7933	5.2676	8.7577	4.3037	5.1489
	S	119.093	75.479	88.618	111.984	83.093	63.556	98.183	131.116	66.746	67.498	64.730	70.543	93.113	54.657	59.457
12	T															5.5211
	S															55.448

Event: Cooper Tires Pro Mazda GP of Toronto
Track: Streets of Toronto
Report: Section Data Report
Session: Practice 1

Round 10 / 11
1.755 mile(s)
Pro Mazda
June 12, 2015



Section Data for Car 82 - O'Ward, Pato (R)

Lap	T/SLap	PO to SF	SF to PI
1	T	82.2149	88.8410
	S	76.847	70.196
2	T	81.3870	
	S	77.629	
3	T	80.0788	
	S	78.897	
4	T	79.0392	
	S	79.935	
5	T	77.1403	
	S	81.903	
6	T	76.7001	
	S	82.373	
7	T	78.9075	
	S	80.068	
8	T	76.6928	
	S	82.381	
9	T	75.7133	
	S	83.446	
10	T	74.6769	
	S	84.604	
11	T	74.9269	70.0929
	S	84.322	80.601
12	T		
	S		

Event: Cooper Tires Pro Mazda GP of Toronto
Track: Streets of Toronto
Report: Section Data Report
Session: Practice 1

Round 10 / 11
1.755 mile(s)
Pro Mazda
June 12, 2015



Section Data for Car 91 - Connery, Kyle

Lap	T/SF to I1	I9 to I10	I10 to SF	I1 to I2	I2 to I3	I2 to I3A	I3A to I3	I3 to I4	I4 to I5	I5 to I6	I5 to I6A	I6A to I6	I6 to I7	I7 to I8	I8 to I9	
1	T	0.7094	4.7096	8.6205	3.0819	13.8536	6.0240	7.8296	11.4169	11.7180	12.7951	6.7046	6.0905	10.7054	5.0921	5.5570
	S	112.932	60.515	77.353	95.683	66.442	50.933	78.374	112.871	57.778	58.350	55.932	61.012	76.172	46.195	55.090
2	T	0.7055	4.5584	8.4701	3.0889	12.9617	6.0848	6.8769	10.3096	11.3332	12.7016	6.5279	6.1737	9.5038	4.6391	5.8878
	S	113.556	62.522	78.726	95.466	71.013	50.424	89.232	124.994	59.740	58.779	57.446	60.189	85.803	50.705	51.995
3	T	0.7003	4.1397	8.2069	2.8071	11.8887	5.4559	6.4328	10.2177	11.0574	12.0593	6.4234	5.6359	9.0006	4.5045	5.2759
	S	114.399	68.846	81.251	105.050	77.423	56.236	95.392	126.118	61.230	61.910	58.380	65.933	90.600	52.221	58.025
4	T	0.6961	4.1269	8.1273	2.8852	11.9145	5.4652	6.4493	10.1205	10.4415	11.6547	6.0687	5.5860	8.8649	4.4481	5.4264
	S	115.089	69.059	82.047	102.207	77.255	56.140	95.148	127.329	64.842	64.059	61.792	66.522	91.987	52.883	56.416
5	T	0.6890	3.9099	7.9067	2.8278	11.7266	5.3676	6.3590	10.1035	10.5447	11.5741	6.1355	5.4386	9.0829	4.4830	5.4557
	S	116.275	72.892	84.336	104.281	78.493	57.161	96.499	127.544	64.207	64.505	61.120	68.325	89.779	52.471	56.113
6	T	0.7743	3.9331	8.3626	3.0532	11.4420	5.2060	6.2360	10.0450	10.6906	12.1788	6.4529	5.7259	9.1671	4.6783	5.2067
	S	103.466	72.462	79.738	96.583	80.445	58.935	98.402	128.286	63.331	61.303	58.113	64.897	88.954	50.281	58.797
7	T					13.2846	6.5273	6.7573	10.1694	10.3961	11.5777	6.0889	5.4888	8.6035	4.2178	6.5246
	S					69.287	47.005	90.811	126.717	65.125	64.485	61.587	67.700	94.782	55.770	46.920
8	T	0.6892	3.8911	7.8549	2.6566	11.0970	4.8630	6.2340	10.0550	10.0368	11.5485	6.0238	5.5247	8.6073	4.3909	5.0709
	S	116.241	73.244	84.892	111.001	82.946	63.092	98.434	128.159	67.456	64.648	62.253	67.260	94.740	53.572	60.371
9	T	0.6931	3.9693	7.9881	2.7132	11.4773	5.1649	6.3124	10.0848	10.1333	11.4784	6.0302	5.4482	8.7474	4.4555	4.9587
	S	115.587	71.801	83.476	108.686	80.198	59.404	97.211	127.780	66.814	65.043	62.187	68.204	93.223	52.795	61.737
10	T															5.1919
	S															58.964

Event: Cooper Tires Pro Mazda GP of Toronto
Track: Streets of Toronto
Report: Section Data Report
Session: Practice 1

Round 10 / 11
1.755 mile(s)
Pro Mazda
June 12, 2015








Section Data for Car 91 - Connery, Kyle

Lap	T/Slap	PI to PO	PO to SF	SF to PI
1	T	88.2595	93.3428	
	S	71.584	66.810	
2	T	84.1597		
	S	75.072		
3	T	79.8581		
	S	79.115		
4	T	78.7061		
	S	80.273		
5	T	78.3039		
	S	80.686		
6	T	79.5317		74.5992
	S	79.440		75.732
7	T	181.5221	106.0057	79.7634
	S	34.806	8.452	78.184
8	T	75.8982		
	S	83.243		
9	T	76.6991		70.4251
	S	82.374		80.221
10	T			
	S			

Report Support Information

Section Legend	
Name	Length
SF to I1	0.022254 miles
I9 to I10	0.079167 miles
I10 to SF	0.185227 miles
I1 to I2	0.081913 miles
I2 to I3	0.255682 miles
I2 to I3A	0.085227 miles
I3A to I3	0.170455 miles
I3 to I4	0.357955 miles
I4 to I5	0.188068 miles
I5 to I6	0.207386 miles
I5 to I6A	0.104167 miles
I6A to I6	0.103220 miles
I6 to I7	0.226515 miles
I7 to I8	0.065341 miles
I8 to I9	0.085038 miles
Lap	1.755000 miles
PI to PO	0.248864 miles
PO to SF	1.732292 miles
SF to PI	1.569318 miles
I7 to PI	0.229545 miles
PO to I2	0.081913 miles
PO to PI	1.505682 miles

Color Legend	
	Fastest Lap
	Section Under Caution
	Section Under Green
	Section Time Data
	Section Speed Data

