

**Event:** MRTI Test Day - Barber  
**Track:** Barber Motorsports Park  
**Report:** Section Data Report  
**Session:** Pro Mazda Practice 2

2.3 mile(s)



**Pro Mazda**  
**April 23, 2015**

**Section Data for Car 10 - Latorre, Florian (R)**

| Lap | T/SF to I1 | I1 to I2 | I2 to I3 | I2 to I3A | I3A to I3 | I3 to I4 | I4 to I5 | I4 to I5A | I5A to I5 | I5 to I6 | I6 to I7 | I7 to I8 | I8 to SF | Lap     | PI to PO |          |
|-----|------------|----------|----------|-----------|-----------|----------|----------|-----------|-----------|----------|----------|----------|----------|---------|----------|----------|
| 1   | T          | 2.6201   | 12.9249  | 15.6305   | 8.9122    | 6.7183   | 10.0262  | 14.2476   | 9.1323    | 5.1153   | 7.6361   | 7.2692   | 7.1623   | 11.9499 | 89.4668  |          |
|     | S          | 116.061  | 80.289   | 87.024    | 107.718   | 59.573   | 103.502  | 83.890    | 71.151    | 106.632  | 118.129  | 98.485   | 84.058   | 89.122  | 92.548   |          |
| 2   | T          | 2.5425   | 12.2622  | 15.3248   | 8.8575    | 6.4673   | 9.7090   | 13.8301   | 8.7626    | 5.0675   | 7.2551   | 6.9484   | 6.6827   | 11.4567 | 86.0115  |          |
|     | S          | 119.603  | 84.628   | 88.760    | 108.383   | 61.885   | 106.883  | 86.422    | 74.153    | 107.638  | 124.333  | 103.032  | 90.090   | 92.959  | 96.266   |          |
| 3   | T          | 2.4985   | 11.8681  | 15.0724   | 8.7162    | 6.3562   | 9.6286   | 13.6548   | 8.5991    | 5.0557   | 9.8418   | 8.5531   | 6.5519   | 11.3491 | 89.0183  |          |
|     | S          | 121.709  | 87.438   | 90.246    | 110.140   | 62.966   | 107.776  | 87.532    | 75.563    | 107.889  | 91.655   | 83.702   | 91.889   | 93.840  | 93.015   |          |
| 4   | T          | 2.4862   | 11.6435  | 14.9275   | 8.6397    | 6.2878   | 9.6059   | 14.0325   | 8.6565    | 5.3760   | 7.3200   | 6.6616   | 6.4615   | 11.1578 | 84.2965  |          |
|     | S          | 122.312  | 89.125   | 91.122    | 111.115   | 63.651   | 108.030  | 85.176    | 75.062    | 101.461  | 123.230  | 107.468  | 93.174   | 95.449  | 98.225   |          |
| 5   | T          | 2.4670   | 11.5882  | 14.8765   | 8.6297    | 6.2468   | 9.5585   | 13.6488   | 8.6078    | 5.0410   | 7.2069   | 6.6938   | 6.4487   | 11.2112 | 83.6996  |          |
|     | S          | 123.263  | 89.550   | 91.435    | 111.244   | 64.069   | 108.566  | 87.570    | 75.487    | 108.204  | 125.164  | 106.951  | 93.359   | 94.994  | 98.925   |          |
| 6   | T          | 2.4569   | 11.6898  | 15.0811   | 8.7141    | 6.3670   | 9.5838   | 13.4604   | 8.4172    | 5.0432   | 7.2053   | 6.6707   | 6.4576   | 11.1641 | 83.7697  |          |
|     | S          | 123.770  | 88.772   | 90.194    | 110.166   | 62.860   | 108.279  | 88.796    | 77.196    | 108.156  | 125.192  | 107.321  | 93.231   | 95.395  | 98.842   |          |
| 7   | T          | 2.4527   | 11.5870  | 14.8992   | 8.6082    | 6.2910   | 9.5625   | 13.7553   | 8.6125    | 5.1428   | 7.2392   | 6.5710   | 6.5366   | 11.0698 | 83.6733  |          |
|     | S          | 123.982  | 89.560   | 91.295    | 111.522   | 63.619   | 108.520  | 86.892    | 75.445    | 106.062  | 124.606  | 108.950  | 92.104   | 96.208  | 98.956   |          |
| 8   | T          |          |          | 15.3327   | 8.8986    | 6.4341   | 9.7434   | 13.6211   | 8.5744    | 5.0467   | 7.4710   | 7.6657   |          |         | 307.3496 | 222.2585 |
|     | S          |          |          | 88.714    | 107.882   | 62.204   | 106.506  | 87.748    | 75.781    | 108.081  | 120.740  | 93.391   |          |         | 26.940   | 3.933    |
| 9   | T          | 2.4624   | 11.6390  | 14.8611   | 8.6510    | 6.2101   | 9.5928   | 13.5527   | 8.4973    | 5.0554   | 7.2400   | 6.8902   | 7.0046   | 10.9916 | 84.2344  |          |
|     | S          | 123.494  | 89.159   | 91.529    | 110.970   | 64.448   | 108.178  | 88.191    | 76.468    | 107.895  | 124.592  | 103.903  | 85.950   | 96.892  | 98.297   |          |
| 10  | T          | 2.4474   | 11.4499  | 14.9026   | 8.6589    | 6.2437   | 9.5082   | 13.4508   | 8.3852    | 5.0656   | 7.2382   | 6.3858   | 6.2789   | 11.1048 | 82.7666  |          |
|     | S          | 124.251  | 90.632   | 91.274    | 110.869   | 64.101   | 109.140  | 88.859    | 77.490    | 107.678  | 124.623  | 112.110  | 95.884   | 95.904  | 100.040  |          |
| 11  | T          | 2.4288   | 11.5273  | 14.8385   | 8.6286    | 6.2099   | 9.5120   | 13.3509   | 8.2975    | 5.0534   | 7.2264   | 6.3922   | 6.2478   | 11.0596 | 82.5835  |          |
|     | S          | 125.202  | 90.023   | 91.669    | 111.258   | 64.450   | 109.097  | 89.524    | 78.309    | 107.938  | 124.826  | 111.997  | 96.361   | 96.296  | 100.262  |          |
| 12  | T          | 2.4147   | 12.1217  | 15.9035   | 9.4829    | 6.4206   | 9.5428   | 13.4755   | 8.4196    | 5.0559   | 7.2678   | 6.9957   | 6.3682   | 10.8884 | 84.9783  |          |
|     | S          | 125.933  | 85.609   | 85.530    | 101.235   | 62.335   | 108.745  | 88.696    | 77.174    | 107.885  | 124.115  | 102.336  | 94.539   | 97.811  | 97.437   |          |
| 13  | T          |          |          | 16.3926   | 9.5583    | 6.8343   | 11.8193  | 14.1891   | 9.0072    | 5.1819   | 10.7586  | 7.7185   |          |         | 226.6194 | 128.4714 |
|     | S          |          |          | 82.978    | 100.436   | 58.562   | 87.799   | 84.236    | 72.139    | 105.261  | 83.844   | 92.752   |          |         | 36.537   | 6.804    |
| 14  | T          | 2.4608   | 11.6431  | 14.9295   | 8.6748    | 6.2547   | 9.5348   | 13.4936   | 8.4357    | 5.0579   | 7.2453   | 6.8071   | 6.5303   | 11.1357 | 83.7802  |          |
|     | S          | 123.574  | 89.128   | 91.110    | 110.665   | 63.988   | 108.836  | 88.577    | 77.027    | 107.842  | 124.501  | 105.171  | 92.193   | 95.638  | 98.830   |          |
| 15  | T          | 2.4413   | 11.4306  | 14.7943   | 8.6356    | 6.1587   | 9.4773   | 13.3632   | 8.3149    | 5.0483   | 7.2376   | 6.3104   | 6.4139   | 10.9604 | 82.4290  |          |
|     | S          | 124.561  | 90.785   | 91.943    | 111.168   | 64.986   | 109.496  | 89.442    | 78.146    | 108.047  | 124.633  | 113.449  | 93.866   | 97.168  | 100.450  |          |
| 16  | T          | 2.4254   | 11.3282  | 14.6573   | 8.5634    | 6.0939   | 9.4423   | 13.3796   | 8.3469    | 5.0327   | 7.1959   | 6.6997   | 6.3122   | 10.8341 | 82.2747  |          |
|     | S          | 125.378  | 91.606   | 92.802    | 112.105   | 65.677   | 109.902  | 89.332    | 77.846    | 108.382  | 125.355  | 106.857  | 95.378   | 98.301  | 100.638  |          |
| 17  | T          | 2.4361   | 11.6583  | 14.9948   | 8.7173    | 6.2775   | 9.5131   | 13.4010   | 8.3583    | 5.0427   | 7.2225   | 6.3997   | 7.1290   | 10.9366 | 83.6911  |          |
|     | S          | 124.827  | 89.012   | 90.713    | 110.126   | 63.756   | 109.084  | 89.189    | 77.740    | 108.167  | 124.894  | 111.866  | 84.450   | 97.379  | 98.935   |          |
| 18  | T          | 2.4187   | 11.2960  | 14.7393   | 8.5801    | 6.1592   | 9.4570   | 13.2351   | 8.2064    | 5.0287   | 7.2107   | 6.3105   | 6.3766   | 10.7401 | 81.7840  |          |
|     | S          | 125.725  | 91.867   | 92.286    | 111.887   | 64.980   | 109.731  | 90.307    | 79.179    | 108.468  | 125.098  | 113.447  | 94.415   | 99.161  | 101.242  |          |
| 19  | T          | 2.4122   | 11.2499  | 14.6463   | 8.5230    | 6.1233   | 9.4680   | 13.2864   | 8.2610    | 5.0254   | 7.1940   | 6.3011   | 6.2958   | 10.7523 | 81.6060  |          |
|     | S          | 126.064  | 92.243   | 92.872    | 112.636   | 65.361   | 109.604  | 89.959    | 78.655    | 108.540  | 125.389  | 113.617  | 95.627   | 99.049  | 101.463  |          |

**Event:** MRTI Test Day - Barber  
**Track:** Barber Motorsports Park  
**Report:** Section Data Report  
**Session:** Pro Mazda Practice 2

2.3 mile(s)




**Pro Mazda**  
**April 23, 2015**

**Section Data for Car 10 - Latorre, Florian (R)**

| Lap | T/SPO to SF | SF to PI |
|-----|-------------|----------|
| 1   | T 94.7322   |          |
|     | S 83.561    |          |
| 2   | T           |          |
|     | S           |          |
| 3   | T           |          |
|     | S           |          |
| 4   | T           |          |
|     | S           |          |
| 5   | T           |          |
|     | S           |          |
| 6   | T           |          |
|     | S           |          |
| 7   | T           | 83.4703  |
|     | S           | 91.478   |
| 8   | T 85.6839   |          |
|     | S 92.385    |          |
| 9   | T           |          |
|     | S           |          |
| 10  | T           |          |
|     | S           |          |
| 11  | T           |          |
|     | S           |          |
| 12  | T           | 85.4471  |
|     | S           | 89.362   |
| 13  | T 98.0886   |          |
|     | S 80.702    |          |
| 14  | T           |          |
|     | S           |          |
| 15  | T           |          |
|     | S           |          |
| 16  | T           |          |
|     | S           |          |
| 17  | T           |          |
|     | S           |          |
| 18  | T           |          |
|     | S           |          |
| 19  | T           |          |
|     | S           |          |

**Event:** MRTI Test Day - Barber  
**Track:** Barber Motorsports Park  
**Report:** Section Data Report  
**Session:** Pro Mazda Practice 2

2.3 mile(s)   
**Pro Mazda**  
**April 23, 2015**

**Section Data for Car 10 - Latorre, Florian (R)**

| Lap | T/SF to I1 | I1 to I2 | I2 to I3 | I2 to I3A | I3A to I3 | I3 to I4 | I4 to I5 | I4 to I5A | I5A to I5 | I5 to I6 | I6 to I7 | I7 to I8 | I8 to SF | Lap     | PI to PO |  |
|-----|------------|----------|----------|-----------|-----------|----------|----------|-----------|-----------|----------|----------|----------|----------|---------|----------|--|
| 20  | T          | 2.4515   | 11.6907  | 15.0250   | 8.6933    | 6.3317   | 9.5981   | 13.9144   | 8.8560    | 5.0584   | 7.1904   | 6.3917   | 6.2885   | 10.9302 | 83.4805  |  |
|     | S          | 124.043  | 88.765   | 90.531    | 110.430   | 63.210   | 108.118  | 85.899    | 73.371    | 107.831  | 125.451  | 112.006  | 95.738   | 97.436  | 99.185   |  |
| 21  | T          | 2.4233   | 11.2367  | 14.6310   | 8.5525    | 6.0785   | 9.4148   | 13.2332   | 8.2154    | 5.0178   | 7.1705   | 6.2892   | 6.3398   | 10.7704 | 81.5089  |  |
|     | S          | 125.486  | 92.352   | 92.969    | 112.248   | 65.843   | 110.223  | 90.320    | 79.092    | 108.704  | 125.800  | 113.832  | 94.963   | 98.882  | 101.584  |  |
| 22  | T          | 2.4154   | 11.3087  | 14.5936   | 8.5040    | 6.0896   | 9.4604   | 13.2092   | 8.2133    | 4.9959   | 7.1316   | 6.2279   | 6.2261   | 10.8217 | 81.3946  |  |
|     | S          | 125.897  | 91.764   | 93.207    | 112.888   | 65.723   | 109.692  | 90.484    | 79.112    | 109.180  | 126.486  | 114.952  | 96.697   | 98.413  | 101.727  |  |
| 23  | T          | 2.4275   | 11.3624  | 14.6639   | 8.4803    | 6.1836   | 9.5265   | 21.1184   | 12.4639   | 8.6545   | 7.8975   | 6.5183   | 6.2816   | 11.0005 | 90.7966  |  |
|     | S          | 125.269  | 91.330   | 92.760    | 113.204   | 64.724   | 108.931  | 56.596    | 52.132    | 63.026   | 114.219  | 109.831  | 95.843   | 96.814  | 91.193   |  |
| 24  | T          | 2.6473   | 12.6279  | 15.4566   | 8.9908    | 6.4658   | 11.4918  | 16.0018   | 10.1189   | 5.8829   | 10.9609  | 9.2397   | 6.4934   | 10.8115 | 95.7309  |  |
|     | S          | 114.868  | 82.177   | 88.003    | 106.776   | 61.899   | 90.302   | 74.693    | 64.214    | 92.719   | 82.297   | 77.482   | 92.717   | 98.506  | 86.492   |  |

**Event:** MRTI Test Day - Barber  
**Track:** Barber Motorsports Park  
**Report:** Section Data Report  
**Session:** Pro Mazda Practice 2

2.3 mile(s)  
**Pro Mazda**  
**April 23, 2015**



**Section Data for Car 10 - Latorre, Florian (R)**

| Lap | T/SPO to SF | SF to PI |
|-----|-------------|----------|
| 20  | T           |          |
|     | S           |          |
| 21  | T           |          |
|     | S           |          |
| 22  | T           |          |
|     | S           |          |
| 23  | T           |          |
|     | S           |          |
| 24  | T           | 102.0000 |
|     | S           | 74.8600  |

**Event:** MRTI Test Day - Barber  
**Track:** Barber Motorsports Park  
**Report:** Section Data Report  
**Session:** Pro Mazda Practice 2




**Pro Mazda**  
**April 23, 2015**

**Section Data for Car 13 - Eberle(E), Bobby**

| Lap | T/SF to I1 | I1 to I2 | I2 to I3 | I2 to I3A | I3A to I3 | I3 to I4 | I4 to I5 | I4 to I5A | I5A to I5 | I5 to I6 | I6 to I7 | I7 to I8 | I8 to SF | Lap     | PI to PO |          |
|-----|------------|----------|----------|-----------|-----------|----------|----------|-----------|-----------|----------|----------|----------|----------|---------|----------|----------|
| 1   | T          | 2.9922   | 14.4159  | 16.5576   | 9.3246    | 7.2330   | 10.5741  | 16.1599   | 10.5695   | 5.5904   | 8.7035   | 8.3858   | 9.2794   | 14.2404 | 101.3088 |          |
|     | S          | 101.628  | 71.985   | 82.151    | 102.953   | 55.334   | 98.139   | 73.963    | 61.476    | 97.570   | 103.642  | 85.372   | 64.880   | 74.787  | 81.730   |          |
| 2   | T          | 2.7762   | 13.4399  | 15.9899   | 9.2175    | 6.7724   | 10.2449  | 15.0002   | 9.6927    | 5.3075   | 8.2278   | 8.0683   | 7.7019   | 12.7562 | 94.2053  |          |
|     | S          | 109.535  | 77.212   | 85.068    | 104.150   | 59.097   | 101.292  | 79.681    | 67.037    | 102.771  | 109.634  | 88.731   | 78.168   | 83.489  | 87.893   |          |
| 3   | T          | 2.7248   | 12.9127  | 15.3707   | 8.9231    | 6.4476   | 10.1340  | 14.5752   | 9.2933    | 5.2819   | 8.3055   | 7.8354   | 7.2817   | 11.9887 | 91.1287  |          |
|     | S          | 111.601  | 80.365   | 88.495    | 107.586   | 62.074   | 102.401  | 82.004    | 69.918    | 103.269  | 108.608  | 91.369   | 82.679   | 88.834  | 90.861   |          |
| 4   | T          | 2.6622   | 12.6741  | 15.3977   | 8.9212    | 6.4765   | 9.9648   | 14.3370   | 9.1323    | 5.2047   | 7.8196   | 7.4908   | 7.1044   | 11.7969 | 89.2475  |          |
|     | S          | 114.225  | 81.878   | 88.340    | 107.609   | 61.797   | 104.139  | 83.367    | 71.151    | 104.800  | 115.357  | 95.572   | 84.743   | 90.278  | 92.776   |          |
| 5   | T          | 2.6883   | 12.5404  | 15.2184   | 8.8575    | 6.3609   | 9.8865   | 14.3639   | 9.1791    | 5.1848   | 7.7230   | 7.4797   | 7.1572   | 11.8118 | 88.8692  |          |
|     | S          | 113.116  | 82.751   | 89.380    | 108.383   | 62.920   | 104.964  | 83.210    | 70.788    | 105.203  | 116.800  | 95.714   | 84.117   | 90.164  | 93.171   |          |
| 6   | T          | 2.6481   | 12.4899  | 15.2731   | 8.8753    | 6.3978   | 10.2438  | 15.3433   | 9.9037    | 5.4396   | 8.4133   | 7.7727   | 6.8750   | 11.5721 | 90.6313  |          |
|     | S          | 114.834  | 83.085   | 89.060    | 108.165   | 62.557   | 101.303  | 77.899    | 65.609    | 100.275  | 107.217  | 92.106   | 87.570   | 92.032  | 91.359   |          |
| 7   | T          | 3.0288   | 13.1975  | 15.4577   | 8.8575    | 6.6002   | 10.0370  | 14.5460   | 9.3228    | 5.2232   | 7.9962   | 7.6642   | 7.4012   | 11.8593 | 91.1879  |          |
|     | S          | 100.400  | 78.631   | 87.997    | 108.383   | 60.639   | 103.390  | 82.169    | 69.697    | 104.429  | 112.809  | 93.410   | 81.344   | 89.803  | 90.802   |          |
| 8   | T          | 2.5932   | 12.4494  | 15.1911   | 8.8293    | 6.3618   | 9.9773   | 14.2701   | 9.0807    | 5.1894   | 7.7895   | 7.3611   | 7.1201   | 11.8051 | 88.5569  |          |
|     | S          | 117.265  | 83.356   | 89.541    | 108.729   | 62.911   | 104.009  | 83.757    | 71.555    | 105.109  | 115.803  | 97.256   | 84.556   | 90.215  | 93.499   |          |
| 9   | T          | 2.5731   | 12.7476  | 16.2220   | 9.5624    | 6.6596   | 10.1887  | 14.6500   | 9.4771    | 5.1729   | 7.8665   | 7.3809   | 6.7318   | 11.5890 | 89.9496  |          |
|     | S          | 118.181  | 81.406   | 83.851    | 100.393   | 60.098   | 101.851  | 81.585    | 68.562    | 105.445  | 114.669  | 96.995   | 89.433   | 91.897  | 92.052   |          |
| 10  | T          | 2.6129   | 12.2769  | 15.1007   | 8.7970    | 6.3037   | 9.8686   | 14.0190   | 8.8625    | 5.1565   | 7.5217   | 7.0670   | 6.8902   | 11.6488 | 87.0058  |          |
|     | S          | 116.381  | 84.527   | 90.077    | 109.128   | 63.491   | 105.154  | 85.258    | 73.317    | 105.780  | 119.926  | 101.303  | 87.377   | 91.426  | 95.166   |          |
| 11  | T          | 2.7889   | 12.6352  | 15.0651   | 8.7499    | 6.3152   | 9.8488   | 14.4507   | 8.8263    | 5.6244   | 9.0972   | 7.7183   | 6.6595   | 11.5204 | 89.7841  |          |
|     | S          | 109.036  | 82.130   | 90.290    | 109.716   | 63.375   | 105.366  | 82.711    | 73.618    | 96.980   | 99.156   | 92.755   | 90.404   | 92.445  | 92.221   |          |
| 12  | T          | 2.5894   | 12.1082  | 15.0347   | 8.7186    | 6.3161   | 9.7919   | 13.9098   | 8.7638    | 5.1460   | 7.6455   | 7.6947   | 6.9022   | 11.5240 | 87.2004  |          |
|     | S          | 117.437  | 85.705   | 90.473    | 110.109   | 63.366   | 105.978  | 85.927    | 74.143    | 105.996  | 117.984  | 93.039   | 87.225   | 92.416  | 94.954   |          |
| 13  | T          | 2.5968   | 12.1647  | 15.0260   | 8.7606    | 6.2654   | 9.7824   | 13.9338   | 8.7935    | 5.1403   | 7.4079   | 7.1914   | 6.7130   | 11.4642 | 86.2802  |          |
|     | S          | 117.102  | 85.306   | 90.525    | 109.582   | 63.879   | 106.081  | 85.779    | 73.892    | 106.113  | 121.768  | 99.551   | 89.684   | 92.898  | 95.966   |          |
| 14  | T          | 2.5475   | 12.2274  | 15.0641   | 8.7300    | 6.3341   | 9.7217   | 14.3999   | 8.9261    | 5.4738   | 7.7777   | 7.2948   | 6.5364   | 11.5806 | 87.1501  |          |
|     | S          | 119.368  | 84.869   | 90.296    | 109.966   | 63.186   | 106.743  | 83.002    | 72.795    | 99.648   | 115.978  | 98.140   | 92.107   | 91.964  | 95.008   |          |
| 15  | T          | 2.5435   | 12.0888  | 15.0110   | 8.7402    | 6.2708   | 9.7621   | 14.9195   | 9.6780    | 5.2415   | 7.6302   | 7.1614   | 6.5024   | 11.3983 | 87.0172  |          |
|     | S          | 119.556  | 85.842   | 90.615    | 109.837   | 63.824   | 106.302  | 80.112    | 67.139    | 104.065  | 118.220  | 99.968   | 92.588   | 93.435  | 95.154   |          |
| 16  | T          | 2.5933   | 12.1382  | 15.1904   | 8.8189    | 6.3715   | 9.7783   | 13.9286   | 8.7644    | 5.1642   | 7.4387   | 7.1807   | 6.7443   | 11.4554 | 86.4479  |          |
|     | S          | 117.260  | 85.493   | 89.545    | 108.857   | 62.815   | 106.126  | 85.811    | 74.138    | 105.622  | 121.264  | 99.699   | 89.267   | 92.969  | 95.780   |          |
| 17  | T          | 2.8145   | 12.4893  | 15.0567   | 8.7740    | 6.2827   | 9.7252   | 13.8948   | 8.7520    | 5.1428   | 7.4317   | 7.1638   | 6.5957   | 11.6037 | 86.7754  |          |
|     | S          | 108.044  | 83.089   | 90.340    | 109.414   | 63.703   | 106.705  | 86.020    | 74.243    | 106.062  | 121.378  | 99.934   | 91.278   | 91.781  | 95.419   |          |
| 18  | T          | 2.5512   | 12.1469  | 15.1301   | 8.8101    | 6.3200   | 9.7701   | 13.8438   | 8.7029    | 5.1409   | 7.3987   | 7.1386   | 6.5098   | 11.5084 | 85.9976  |          |
|     | S          | 119.195  | 85.431   | 89.902    | 108.966   | 63.327   | 106.215  | 86.337    | 74.662    | 106.101  | 121.919  | 100.287  | 92.483   | 92.541  | 96.282   |          |
| 19  | T          |          |          | 15.3050   | 8.8860    | 6.4190   | 9.8310   | 13.8998   | 8.7608    | 5.1390   | 7.3744   | 7.3493   |          |         | 252.3381 | 162.4491 |
|     | S          |          |          | 88.875    | 108.035   | 62.350   | 105.557  | 85.989    | 74.168    | 106.140  | 122.321  | 97.412   |          |         | 32.813   | 5.381    |

**Event:** MRTI Test Day - Barber  
**Track:** Barber Motorsports Park  
**Report:** Section Data Report  
**Session:** Pro Mazda Practice 2

2.3 mile(s)   
 Pro Mazda  
 April 23, 2015

**Section Data for Car 13 - Eberle(E), Bobby**

| Lap | T/SPO to SF | SF to PI |
|-----|-------------|----------|
| 1   | T           | 109.6799 |
|     | S           | 72.173   |
| 2   | T           |          |
|     | S           |          |
| 3   | T           |          |
|     | S           |          |
| 4   | T           |          |
|     | S           |          |
| 5   | T           |          |
|     | S           |          |
| 6   | T           |          |
|     | S           |          |
| 7   | T           |          |
|     | S           |          |
| 8   | T           |          |
|     | S           |          |
| 9   | T           |          |
|     | S           |          |
| 10  | T           |          |
|     | S           |          |
| 11  | T           |          |
|     | S           |          |
| 12  | T           |          |
|     | S           |          |
| 13  | T           |          |
|     | S           |          |
| 14  | T           |          |
|     | S           |          |
| 15  | T           |          |
|     | S           |          |
| 16  | T           |          |
|     | S           |          |
| 17  | T           |          |
|     | S           |          |
| 18  | T           | 88.8093  |
|     | S           | 85.978   |
| 19  | T           | 87.3360  |
|     | S           | 90.637   |

**Event:** MRTI Test Day - Barber  
**Track:** Barber Motorsports Park  
**Report:** Section Data Report  
**Session:** Pro Mazda Practice 2

2.3 mile(s)



**Pro Mazda**  
**April 23, 2015**

**Section Data for Car 13 - Eberle(E), Bobby**

| Lap | T/SF to I1 | I1 to I2 | I2 to I3 | I2 to I3A | I3A to I3 | I3 to I4 | I4 to I5 | I4 to I5A | I5A to I5 | I5 to I6 | I6 to I7 | I7 to I8 | I8 to SF | Lap     | PI to PO |  |
|-----|------------|----------|----------|-----------|-----------|----------|----------|-----------|-----------|----------|----------|----------|----------|---------|----------|--|
| 20  | T          | 2.5565   | 37.2806  | 15.5885   | 9.1539    | 6.4346   | 9.7866   | 13.8132   | 8.6652    | 5.1480   | 7.4316   | 7.2015   | 6.6649   | 11.6120 | 111.9354 |  |
|     | S          | 118.948  | 27.836   | 87.258    | 104.873   | 62.199   | 106.036  | 86.528    | 74.986    | 105.955  | 121.380  | 99.411   | 90.331   | 91.715  | 73.971   |  |
| 21  | T          | 2.5903   | 12.0315  | 15.0679   | 8.7718    | 6.2961   | 9.7054   | 13.9737   | 8.8562    | 5.1175   | 7.3635   | 7.1315   | 6.5714   | 11.3787 | 85.8139  |  |
|     | S          | 117.396  | 86.251   | 90.273    | 109.442   | 63.567   | 106.923  | 85.534    | 73.369    | 106.586  | 122.502  | 100.387  | 91.616   | 93.596  | 96.488   |  |
| 22  | T          | 2.5561   | 11.9574  | 15.8834   | 9.3234    | 6.5600   | 9.7586   | 14.0052   | 8.8918    | 5.1134   | 7.3378   | 7.1323   | 6.7583   | 11.5842 | 86.9733  |  |
|     | S          | 118.967  | 86.785   | 85.638    | 102.967   | 61.010   | 106.340  | 85.342    | 73.075    | 106.672  | 122.931  | 100.376  | 89.082   | 91.936  | 95.202   |  |
| 23  | T          | 2.5404   | 11.9401  | 14.9452   | 8.6370    | 6.3082   | 9.6921   | 13.8796   | 8.7782    | 5.1014   | 7.3357   | 7.0595   | 6.6679   | 11.2578 | 85.3183  |  |
|     | S          | 119.702  | 86.911   | 91.014    | 111.150   | 63.446   | 107.069  | 86.114    | 74.021    | 106.923  | 122.967  | 101.411  | 90.290   | 94.601  | 97.048   |  |
| 24  | T          | 2.5614   | 12.0273  | 15.0335   | 8.7128    | 6.3207   | 9.6747   | 14.4691   | 8.7502    | 5.7189   | 8.0158   | 7.3076   | 6.5293   | 11.5108 | 87.1295  |  |
|     | S          | 118.721  | 86.281   | 90.480    | 110.183   | 63.320   | 107.262  | 82.606    | 74.258    | 95.378   | 112.533  | 97.968   | 92.207   | 92.522  | 95.031   |  |
| 25  | T          | 2.5387   | 12.0719  | 15.0271   | 8.6576    | 6.3695   | 9.6824   | 13.9927   | 8.8947    | 5.0980   | 7.2483   | 7.0339   | 6.8568   | 11.5308 | 85.9826  |  |
|     | S          | 119.782  | 85.962   | 90.518    | 110.885   | 62.835   | 107.177  | 85.418    | 73.052    | 106.994  | 124.449  | 101.780  | 87.803   | 92.361  | 96.299   |  |
| 26  | T          | 3.0428   | 14.5125  | 17.7138   | 10.5592   | 7.1546   | 10.2860  | 15.0546   | 9.8085    | 5.2461   | 8.3060   | 9.1868   | 6.5925   | 11.3594 | 96.0544  |  |
|     | S          | 99.938   | 71.506   | 76.789    | 90.916    | 55.948   | 100.887  | 79.393    | 66.246    | 103.973  | 108.602  | 77.928   | 91.323   | 93.755  | 86.201   |  |

**Event:** MRTI Test Day - Barber  
**Track:** Barber Motorsports Park  
**Report:** Section Data Report  
**Session:** Pro Mazda Practice 2

2.3 mile(s)   
 Pro Mazda  
 April 23, 2015

**Section Data for Car 13 - Eberle(E), Bobby**

| Lap | T/SPO to SF | SF to PI |
|-----|-------------|----------|
| 20  | T           |          |
|     | S           |          |
| 21  | T           |          |
|     | S           |          |
| 22  | T           |          |
|     | S           |          |
| 23  | T           |          |
|     | S           |          |
| 24  | T           |          |
|     | S           |          |
| 25  | T           |          |
|     | S           |          |
| 26  | T           | 101.9748 |
|     | S           | 74.878   |



**Event:** MRTI Test Day - Barber  
**Track:** Barber Motorsports Park  
**Report:** Section Data Report  
**Session:** Pro Mazda Practice 2



**Pro Mazda**  
**April 23, 2015**

**Section Data for Car 14 - Latif, Alessandro (R)**

| Lap | T/SF to I1 | I1 to I2 | I2 to I3 | I2 to I3A | I3A to I3 | I3 to I4 | I4 to I5 | I4 to I5A | I5A to I5 | I5 to I6 | I6 to I7 | I7 to I8 | I8 to SF | Lap     | PI to PO |          |
|-----|------------|----------|----------|-----------|-----------|----------|----------|-----------|-----------|----------|----------|----------|----------|---------|----------|----------|
| 1   | T          | 2.8611   | 14.6813  | 17.1793   | 9.7422    | 7.4371   | 10.3708  | 15.5908   | 10.0308   | 5.5600   | 8.4642   | 8.2121   | 8.6511   | 13.1001 | 99.1108  |          |
|     | S          | 106.285  | 70.684   | 79.178    | 98.540    | 53.815   | 100.062  | 76.662    | 64.778    | 98.103   | 106.572  | 87.177   | 69.592   | 81.297  | 83.543   |          |
| 2   | T          | 2.7151   | 13.4821  | 15.6842   | 8.9102    | 6.7740   | 9.9575   | 14.5643   | 9.2720    | 5.2923   | 7.9251   | 7.4558   | 7.6051   | 12.1029 | 91.4921  |          |
|     | S          | 112.000  | 76.971   | 86.726    | 107.742   | 59.083   | 104.216  | 82.066    | 70.079    | 103.066  | 113.821  | 96.020   | 79.163   | 87.995  | 90.500   |          |
| 3   | T          | 2.5962   | 12.3080  | 15.0649   | 8.6925    | 6.3724   | 9.6862   | 13.8905   | 8.7610    | 5.1295   | 7.6197   | 7.2375   | 6.7629   | 11.3190 | 86.4849  |          |
|     | S          | 117.129  | 84.313   | 90.291    | 110.440   | 62.806   | 107.135  | 86.046    | 74.167    | 106.337  | 118.383  | 98.917   | 89.022   | 94.090  | 95.739   |          |
| 4   | T          | 2.5855   | 12.0363  | 14.9463   | 8.6144    | 6.3319   | 9.6557   | 13.6019   | 8.5348    | 5.0671   | 7.2388   | 7.0201   | 6.7205   | 11.2028 | 85.0079  |          |
|     | S          | 117.614  | 86.216   | 91.008    | 111.441   | 63.208   | 107.473  | 87.872    | 76.132    | 107.646  | 124.613  | 101.980  | 89.583   | 95.066  | 97.403   |          |
| 5   | T          | 2.5193   | 11.7602  | 14.8439   | 8.5846    | 6.2593   | 9.6159   | 13.5602   | 8.4974    | 5.0628   | 7.2055   | 6.8875   | 6.4881   | 11.2952 | 84.1758  |          |
|     | S          | 120.705  | 88.241   | 91.635    | 111.828   | 63.941   | 107.918  | 88.142    | 76.467    | 107.738  | 125.188  | 103.943  | 92.792   | 94.288  | 98.366   |          |
| 6   | T          | 2.5084   | 11.8932  | 14.9321   | 8.6239    | 6.3082   | 9.5556   | 13.5046   | 8.4417    | 5.0629   | 7.2269   | 6.9910   | 6.5650   | 11.1415 | 84.3183  |          |
|     | S          | 121.229  | 87.254   | 91.094    | 111.319   | 63.446   | 108.599  | 88.505    | 76.972    | 107.736  | 124.818  | 102.404  | 91.705   | 95.589  | 98.199   |          |
| 7   | T          | 2.5041   | 11.8996  | 14.7679   | 8.5652    | 6.2027   | 9.5610   | 13.6048   | 8.5338    | 5.0710   | 7.2533   | 6.9032   | 6.6513   | 11.0503 | 84.1955  |          |
|     | S          | 121.437  | 87.207   | 92.107    | 112.081   | 64.525   | 108.538  | 87.853    | 76.141    | 107.564  | 124.363  | 103.707  | 90.515   | 96.377  | 98.343   |          |
| 8   | T          | 2.4825   | 11.7815  | 15.1098   | 8.5955    | 6.5143   | 9.4962   | 13.5775   | 8.5027    | 5.0748   | 7.2536   | 6.8847   | 6.3930   | 11.2099 | 84.1887  |          |
|     | S          | 122.494  | 88.081   | 90.023    | 111.686   | 61.438   | 109.278  | 88.030    | 76.420    | 107.483  | 124.358  | 103.986  | 94.173   | 95.005  | 98.350   |          |
| 9   | T          | 2.4965   | 11.7429  | 14.8576   | 8.6321    | 6.2255   | 9.5185   | 13.5178   | 8.4556    | 5.0622   | 7.2398   | 6.9385   | 6.4400   | 11.0840 | 83.8356  |          |
|     | S          | 121.807  | 88.371   | 91.551    | 111.213   | 64.288   | 109.022  | 88.419    | 76.845    | 107.750  | 124.595  | 103.179  | 93.485   | 96.084  | 98.765   |          |
| 10  | T          | 2.5059   | 11.7426  | 14.8304   | 8.6029    | 6.2275   | 9.5572   | 13.4671   | 8.4005    | 5.0666   | 7.2221   | 6.7644   | 6.4166   | 10.9980 | 83.5043  |          |
|     | S          | 121.350  | 88.373   | 91.719    | 111.590   | 64.268   | 108.581  | 88.752    | 77.349    | 107.657  | 124.901  | 105.835  | 93.826   | 96.836  | 99.157   |          |
| 11  | T          | 2.4821   | 11.6398  | 14.7383   | 8.5622    | 6.1761   | 9.5299   | 13.3869   | 8.3419    | 5.0450   | 7.2070   | 6.7962   | 6.2739   | 11.1092 | 83.1633  |          |
|     | S          | 122.514  | 89.153   | 92.292    | 112.121   | 64.803   | 108.892  | 89.283    | 77.893    | 108.118  | 125.162  | 105.340  | 95.960   | 95.866  | 99.563   |          |
| 12  | T          | 2.4658   | 11.5617  | 14.7033   | 8.5866    | 6.1167   | 9.4845   | 13.3576   | 8.3092    | 5.0484   | 7.2044   | 6.7006   | 6.3071   | 11.0214 | 82.8064  |          |
|     | S          | 123.323  | 89.756   | 92.512    | 111.802   | 65.432   | 109.413  | 89.479    | 78.199    | 108.045  | 125.208  | 106.843  | 95.455   | 96.630  | 99.992   |          |
| 13  | T          | 2.4547   | 11.5438  | 14.7376   | 8.5754    | 6.1622   | 9.5104   | 13.3541   | 8.3073    | 5.0468   | 7.2204   | 6.5607   | 6.2614   | 10.9964 | 82.6395  |          |
|     | S          | 123.881  | 89.895   | 92.296    | 111.948   | 64.949   | 109.115  | 89.503    | 78.217    | 108.079  | 124.930  | 109.121  | 96.152   | 96.850  | 100.194  |          |
| 14  | T          | 2.4449   | 11.5996  | 14.8003   | 8.6454    | 6.1549   | 9.4610   | 13.7207   | 8.6483    | 5.0724   | 7.2424   | 6.6078   | 6.2122   | 11.0263 | 83.1152  |          |
|     | S          | 124.378  | 89.462   | 91.905    | 111.042   | 65.026   | 109.685  | 87.111    | 75.133    | 107.534  | 124.551  | 108.343  | 96.913   | 96.587  | 99.621   |          |
| 15  | T          | 2.4461   | 11.5221  | 14.8023   | 8.6229    | 6.1794   | 9.4599   | 13.3642   | 8.3196    | 5.0446   | 7.2212   | 6.7782   | 6.1330   | 11.7936 | 83.5206  |          |
|     | S          | 124.317  | 90.064   | 91.893    | 111.331   | 64.768   | 109.697  | 89.435    | 78.101    | 108.126  | 124.916  | 105.619  | 98.165   | 90.303  | 99.137   |          |
| 16  | T          | 2.4400   | 11.6074  | 14.7452   | 8.5976    | 6.1476   | 9.4043   | 13.4563   | 8.4047    | 5.0516   | 7.2327   | 6.7026   | 6.2438   | 11.0333 | 82.8656  |          |
|     | S          | 124.627  | 89.402   | 92.249    | 111.659   | 65.103   | 110.346  | 88.823    | 77.311    | 107.977  | 124.718  | 106.811  | 96.423   | 96.526  | 99.921   |          |
| 17  | T          | 2.4614   | 11.7097  | 14.8357   | 8.6152    | 6.2205   | 9.5494   | 13.6705   | 8.5176    | 5.1529   | 7.3179   | 7.2150   | 6.3168   | 11.1340 | 84.2104  |          |
|     | S          | 123.544  | 88.621   | 91.686    | 111.431   | 64.340   | 108.669  | 87.431    | 76.286    | 105.854  | 123.266  | 99.225   | 95.309   | 95.653  | 98.325   |          |
| 18  | T          |          |          | 16.2356   | 9.2824    | 6.9532   | 10.6783  | 14.5567   | 9.3581    | 5.1986   | 7.7590   | 8.2978   |          |         | 206.4596 | 114.6541 |
|     | S          |          |          | 83.781    | 103.422   | 57.560   | 97.181   | 82.108    | 69.434    | 104.923  | 116.258  | 86.277   |          |         | 40.105   | 7.624    |
| 19  | T          | 2.5555   | 12.0326  | 15.0407   | 8.6503    | 6.3904   | 9.5404   | 13.5582   | 8.5052    | 5.0530   | 7.2308   | 6.8526   | 7.5581   | 11.4622 | 85.8311  |          |
|     | S          | 118.995  | 86.243   | 90.436    | 110.979   | 62.629   | 108.772  | 88.155    | 76.397    | 107.947  | 124.750  | 104.473  | 79.656   | 92.914  | 96.469   |          |

**Event:** MRTI Test Day - Barber  
**Track:** Barber Motorsports Park  
**Report:** Section Data Report  
**Session:** Pro Mazda Practice 2

2.3 mile(s)   
**Pro Mazda**  
**April 23, 2015**

**Section Data for Car 14 - Latif, Alessandro (R)**

| Lap | T/SPO to SF | SF to PI |
|-----|-------------|----------|
| 1   | T           | 103.7346 |
|     | S           | 76.309   |
| 2   | T           |          |
|     | S           |          |
| 3   | T           |          |
|     | S           |          |
| 4   | T           |          |
|     | S           |          |
| 5   | T           |          |
|     | S           |          |
| 6   | T           |          |
|     | S           |          |
| 7   | T           |          |
|     | S           |          |
| 8   | T           |          |
|     | S           |          |
| 9   | T           |          |
|     | S           |          |
| 10  | T           |          |
|     | S           |          |
| 11  | T           |          |
|     | S           |          |
| 12  | T           |          |
|     | S           |          |
| 13  | T           |          |
|     | S           |          |
| 14  | T           |          |
|     | S           |          |
| 15  | T           |          |
|     | S           |          |
| 16  | T           |          |
|     | S           |          |
| 17  | T           | 84.3705  |
|     | S           | 90.502   |
| 18  | T           | 93.2149  |
|     | S           | 84.921   |
| 19  | T           |          |
|     | S           |          |

**Event:** MRTI Test Day - Barber  
**Track:** Barber Motorsports Park  
**Report:** Section Data Report  
**Session:** Pro Mazda Practice 2

2.3 mile(s)   
**Pro Mazda**  
**April 23, 2015**

**Section Data for Car 14 - Latif, Alessandro (R)**

| Lap | T/SF to I1 | I1 to I2 | I2 to I3 | I2 to I3A | I3A to I3 | I3 to I4 | I4 to I5 | I4 to I5A | I5A to I5 | I5 to I6 | I6 to I7 | I7 to I8 | I8 to SF | Lap     | PI to PO |  |
|-----|------------|----------|----------|-----------|-----------|----------|----------|-----------|-----------|----------|----------|----------|----------|---------|----------|--|
| 20  | T          | 2.4630   | 11.6108  | 14.8905   | 8.6074    | 6.2831   | 9.5008   | 13.3796   | 8.3312    | 5.0484   | 7.2061   | 6.6796   | 6.2577   | 11.1467 | 83.1348  |  |
|     | S          | 123.464  | 89.376   | 91.349    | 111.532   | 63.699   | 109.225  | 89.332    | 77.993    | 108.045  | 125.178  | 107.178  | 96.209   | 95.544  | 99.597   |  |
| 21  | T          | 2.4468   | 11.5490  | 14.7600   | 8.5717    | 6.1883   | 9.4700   | 13.3717   | 8.3414    | 5.0303   | 7.2907   | 7.3396   | 6.2424   | 11.0583 | 83.5285  |  |
|     | S          | 124.281  | 89.854   | 92.156    | 111.996   | 64.675   | 109.580  | 89.385    | 77.897    | 108.434  | 123.725  | 97.541   | 96.445   | 96.308  | 99.128   |  |
| 22  | T          | 2.4386   | 11.5616  | 14.6805   | 8.5284    | 6.1521   | 9.4402   | 13.3787   | 8.3370    | 5.0417   | 7.1900   | 6.5820   | 6.9195   | 11.1648 | 83.3559  |  |
|     | S          | 124.699  | 89.756   | 92.655    | 112.565   | 65.055   | 109.926  | 89.338    | 77.938    | 108.189  | 125.458  | 108.768  | 87.007   | 95.389  | 99.333   |  |
| 23  | T          | 2.4495   | 11.6194  | 14.5706   | 8.4489    | 6.1217   | 9.3828   | 13.7416   | 8.6489    | 5.0927   | 7.2191   | 6.5797   | 6.1235   | 10.9655 | 82.6517  |  |
|     | S          | 124.144  | 89.310   | 93.354    | 113.624   | 65.378   | 110.599  | 86.979    | 75.128    | 107.105  | 124.953  | 108.806  | 98.317   | 97.123  | 100.179  |  |
| 24  | T          | 2.4497   | 11.5489  | 14.7088   | 8.5381    | 6.1707   | 9.3934   | 13.4941   | 8.4454    | 5.0487   | 7.1727   | 6.5823   | 6.2935   | 11.0721 | 82.7155  |  |
|     | S          | 124.134  | 89.855   | 92.477    | 112.437   | 64.859   | 110.474  | 88.574    | 76.938    | 108.039  | 125.761  | 108.763  | 95.661   | 96.188  | 100.102  |  |
| 25  | T          | 2.4304   | 11.4523  | 14.6199   | 8.5006    | 6.1193   | 9.4163   | 13.3379   | 8.3092    | 5.0287   | 7.1573   | 6.5901   | 6.4184   | 10.9261 | 82.3487  |  |
|     | S          | 125.120  | 90.613   | 93.039    | 112.933   | 65.404   | 110.205  | 89.611    | 78.199    | 108.468  | 126.032  | 108.634  | 93.800   | 97.473  | 100.548  |  |
| 26  | T          | 2.4292   | 11.5472  | 14.8127   | 8.5963    | 6.2164   | 9.6299   | 13.6778   | 8.6529    | 5.0249   | 7.1587   | 6.5438   | 6.3121   | 11.1242 | 83.2356  |  |
|     | S          | 125.182  | 89.868   | 91.828    | 111.676   | 64.382   | 107.761  | 87.384    | 75.093    | 108.550  | 126.007  | 109.403  | 95.380   | 95.737  | 99.477   |  |
| 27  | T          | 2.4358   | 11.6084  | 14.7945   | 8.5361    | 6.2584   | 9.4258   | 13.5989   | 8.5892    | 5.0097   | 7.1421   | 6.6368   | 6.2638   | 10.8801 | 82.7862  |  |
|     | S          | 124.842  | 89.395   | 91.941    | 112.464   | 63.950   | 110.094  | 87.891    | 75.650    | 108.880  | 126.300  | 107.870  | 96.115   | 97.885  | 100.017  |  |
| 28  | T          | 2.6910   | 12.9334  | 15.2099   | 8.9397    | 6.2702   | 10.6722  | 16.1137   | 10.2421   | 5.8716   | 10.9998  | 9.2158   | 6.4464   | 11.0290 | 95.3112  |  |
|     | S          | 113.003  | 80.236   | 89.430    | 107.386   | 63.830   | 97.236   | 74.175    | 63.441    | 92.897   | 82.006   | 77.683   | 93.393   | 96.564  | 86.873   |  |

**Event:** MRTI Test Day - Barber  
**Track:** Barber Motorsports Park  
**Report:** Section Data Report  
**Session:** Pro Mazda Practice 2

2.3 mile(s)   
 Pro Mazda  
 April 23, 2015

**Section Data for Car 14 - Latif, Alessandro (R)**

| Lap | T/SPO to SF | SF to PI |
|-----|-------------|----------|
| 20  | T           |          |
|     | S           |          |
| 21  | T           |          |
|     | S           |          |
| 22  | T           |          |
|     | S           |          |
| 23  | T           |          |
|     | S           |          |
| 24  | T           |          |
|     | S           |          |
| 25  | T           |          |
|     | S           |          |
| 26  | T           |          |
|     | S           |          |
| 27  | T           |          |
|     | S           |          |
| 28  | T           | 101.9847 |
|     | S           | 74.871   |

Event: MRTI Test Day - Barber  
 Track: Barber Motorsports Park  
 Report: Section Data Report  
 Session: Pro Mazda Practice 2



Pro Mazda  
 April 23, 2015

Section Data for Car 19 - Owens, Raoul (R)

| Lap | T/SF to I1 | I1 to I2 | I2 to I3 | I2 to I3A | I3A to I3 | I3 to I4 | I4 to I5 | I4 to I5A | I5A to I5 | I5 to I6 | I6 to I7 | I7 to I8 | I8 to SF | Lap     | PI to PO |          |
|-----|------------|----------|----------|-----------|-----------|----------|----------|-----------|-----------|----------|----------|----------|----------|---------|----------|----------|
| 1   | T          | 2.8397   | 13.7165  | 16.2755   | 9.1244    | 7.1511   | 10.2740  | 14.8869   | 9.6632    | 5.2237   | 7.8851   | 7.6449   | 8.1337   | 12.4350 | 94.0913  |          |
|     | S          | 107.086  | 75.655   | 83.575    | 105.212   | 55.967   | 101.005  | 80.287    | 67.242    | 104.419  | 114.399  | 93.645   | 74.019   | 85.645  | 88.000   |          |
| 2   | T          | 2.5617   | 12.4468  | 15.4600   | 8.8998    | 6.5602   | 9.8269   | 13.9891   | 8.8982    | 5.0909   | 7.3778   | 7.1256   | 7.1586   | 11.4380 | 87.3845  |          |
|     | S          | 118.707  | 83.373   | 87.984    | 107.868   | 61.008   | 105.601  | 85.440    | 73.023    | 107.143  | 122.265  | 100.470  | 84.101   | 93.111  | 94.754   |          |
| 3   | T          | 2.5054   | 11.9060  | 14.8791   | 8.5852    | 6.2939   | 9.6419   | 13.6875   | 8.6301    | 5.0574   | 7.1857   | 6.8644   | 6.8432   | 11.2163 | 84.7295  |          |
|     | S          | 121.374  | 87.160   | 91.419    | 111.820   | 63.590   | 107.627  | 87.323    | 75.291    | 107.853  | 125.533  | 104.293  | 87.977   | 94.951  | 97.723   |          |
| 4   | T          | 2.4833   | 11.8780  | 15.0479   | 8.7048    | 6.3431   | 9.6903   | 13.6148   | 8.5422    | 5.0726   | 7.1902   | 6.8031   | 6.7916   | 11.0994 | 84.5986  |          |
|     | S          | 122.454  | 87.365   | 90.393    | 110.284   | 63.096   | 107.089  | 87.789    | 76.066    | 107.530  | 125.455  | 105.233  | 88.646   | 95.951  | 97.874   |          |
| 5   | T          | 2.4807   | 11.7822  | 14.9577   | 8.6630    | 6.2947   | 9.6237   | 13.4781   | 8.4154    | 5.0627   | 7.1959   | 7.0138   | 6.5984   | 11.0969 | 84.2274  |          |
|     | S          | 122.583  | 88.076   | 90.938    | 110.816   | 63.582   | 107.830  | 88.679    | 77.212    | 107.740  | 125.355  | 102.072  | 91.241   | 95.973  | 98.305   |          |
| 6   | T          | 2.4653   | 11.8441  | 14.9584   | 8.6398    | 6.3186   | 9.6468   | 13.6462   | 8.5652    | 5.0810   | 7.2245   | 6.9036   | 6.7448   | 11.1113 | 84.5450  |          |
|     | S          | 123.348  | 87.616   | 90.934    | 111.114   | 63.341   | 107.572  | 87.587    | 75.862    | 107.352  | 124.859  | 103.701  | 89.261   | 95.848  | 97.936   |          |
| 7   | T          | 2.4518   | 11.7929  | 15.1273   | 8.7366    | 6.3907   | 9.6298   | 13.6049   | 8.5289    | 5.0760   | 7.2103   | 6.7816   | 6.7197   | 11.0383 | 84.3566  |          |
|     | S          | 124.028  | 87.996   | 89.919    | 109.883   | 62.627   | 107.762  | 87.853    | 76.185    | 107.458  | 125.105  | 105.566  | 89.594   | 96.482  | 98.155   |          |
| 8   | T          | 2.4590   | 11.7851  | 14.8860   | 8.6110    | 6.2750   | 9.5921   | 13.6214   | 8.5413    | 5.0801   | 7.2243   | 6.7238   | 6.6468   | 11.0846 | 84.0231  |          |
|     | S          | 123.664  | 88.054   | 91.376    | 111.485   | 63.781   | 108.186  | 87.746    | 76.074    | 107.371  | 124.863  | 106.474  | 90.577   | 96.079  | 98.544   |          |
| 9   | T          | 2.4578   | 11.7401  | 14.8900   | 8.6131    | 6.2769   | 9.6305   | 14.2039   | 8.9668    | 5.2371   | 7.4309   | 7.5579   | 6.5960   | 10.9221 | 85.4292  |          |
|     | S          | 123.725  | 88.392   | 91.352    | 111.458   | 63.762   | 107.754  | 84.148    | 72.464    | 104.152  | 121.391  | 94.723   | 91.274   | 97.509  | 96.922   |          |
| 10  | T          | 2.4636   | 11.9146  | 17.2582   | 10.4909   | 6.7673   | 9.8068   | 13.9019   | 8.8145    | 5.0874   | 7.2349   | 6.7558   | 6.8270   | 11.0848 | 87.2476  |          |
|     | S          | 123.434  | 87.097   | 78.816    | 91.508    | 59.141   | 105.817  | 85.976    | 73.716    | 107.217  | 124.680  | 105.970  | 88.186   | 96.078  | 94.902   |          |
| 11  | T          |          |          | 16.0946   | 9.3177    | 6.7769   | 9.8352   | 14.1088   | 8.9849    | 5.1239   | 7.3486   | 7.0879   |          |         | 348.4493 | 260.7688 |
|     | S          |          |          | 84.515    | 103.030   | 59.058   | 105.512  | 84.715    | 72.318    | 106.453  | 122.751  | 101.004  |          |         | 23.762   | 3.352    |
| 12  | T          | 3.3993   | 12.1540  | 14.9559   | 8.7008    | 6.2551   | 9.5297   | 13.5707   | 8.4871    | 5.0836   | 7.2477   | 6.5585   | 6.6767   | 11.5274 | 85.6199  |          |
|     | S          | 89.457   | 85.382   | 90.949    | 110.335   | 63.984   | 108.894  | 88.074    | 76.560    | 107.297  | 124.460  | 109.157  | 90.171   | 92.389  | 96.706   |          |
| 13  | T          | 2.4278   | 11.5520  | 14.6999   | 8.5842    | 6.1157   | 9.4665   | 13.4761   | 8.3670    | 5.1091   | 7.2514   | 6.5942   | 6.4071   | 10.9677 | 82.8427  |          |
|     | S          | 125.254  | 89.831   | 92.533    | 111.833   | 65.443   | 109.621  | 88.692    | 77.659    | 106.761  | 124.396  | 108.566  | 93.965   | 97.103  | 99.948   |          |
| 14  | T          | 2.4208   | 11.5139  | 14.7488   | 8.6110    | 6.1378   | 9.4809   | 13.3908   | 8.3255    | 5.0653   | 7.2275   | 6.4728   | 6.5317   | 10.8584 | 82.6456  |          |
|     | S          | 125.616  | 90.128   | 92.226    | 111.485   | 65.207   | 109.455  | 89.257    | 78.046    | 107.685  | 124.807  | 110.603  | 92.173   | 98.081  | 100.187  |          |
| 15  | T          | 2.4181   | 11.5170  | 14.8047   | 8.6602    | 6.1445   | 9.5276   | 13.4320   | 8.3647    | 5.0673   | 7.2171   | 6.4551   | 6.4349   | 10.8556 | 82.6621  |          |
|     | S          | 125.756  | 90.104   | 91.878    | 110.852   | 65.136   | 108.918  | 88.984    | 77.680    | 107.642  | 124.987  | 110.906  | 93.559   | 98.106  | 100.167  |          |
| 16  | T          | 2.4194   | 11.3999  | 14.8094   | 8.6309    | 6.1785   | 9.5593   | 13.3672   | 8.3143    | 5.0529   | 7.1938   | 6.3901   | 6.4340   | 10.7342 | 82.3073  |          |
|     | S          | 125.689  | 91.030   | 91.849    | 111.228   | 64.777   | 108.557  | 89.415    | 78.151    | 107.949  | 125.392  | 112.034  | 93.572   | 99.216  | 100.599  |          |
| 17  | T          |          |          | 14.7769   | 8.6042    | 6.1727   | 9.5257   | 13.4492   | 8.3896    | 5.0596   | 7.2027   | 6.4817   |          |         | 243.9567 | 163.1580 |
|     | S          |          |          | 92.051    | 111.573   | 64.838   | 108.940  | 88.870    | 77.450    | 107.806  | 125.237  | 110.451  |          |         | 33.940   | 5.357    |
| 18  | T          | 2.4265   | 11.4301  | 14.6951   | 8.5366    | 6.1585   | 9.5103   | 13.3839   | 8.3379    | 5.0460   | 7.1821   | 6.5881   | 6.5072   | 10.9235 | 82.6468  |          |
|     | S          | 125.321  | 90.789   | 92.563    | 112.457   | 64.988   | 109.116  | 89.303    | 77.930    | 108.096  | 125.596  | 108.667  | 92.520   | 97.496  | 100.185  |          |
| 19  | T          | 2.4210   | 11.4079  | 14.7287   | 8.5239    | 6.2048   | 9.5318   | 13.3713   | 8.3184    | 5.0529   | 7.1804   | 6.4967   | 6.6162   | 10.7385 | 82.4925  |          |
|     | S          | 125.605  | 90.966   | 92.352    | 112.625   | 64.503   | 108.870  | 89.388    | 78.113    | 107.949  | 125.626  | 110.196  | 90.996   | 99.176  | 100.373  |          |

**Event:** MRTI Test Day - Barber  
**Track:** Barber Motorsports Park  
**Report:** Section Data Report  
**Session:** Pro Mazda Practice 2

2.3 mile(s)



**Pro Mazda**  
**April 23, 2015**

**Section Data for Car 19 - Owens, Raoul (R)**

| Lap | T/SPO to SF | SF to PI |
|-----|-------------|----------|
| 1   | T 102.5612  |          |
|     | S 77.182    |          |
| 2   | T           |          |
|     | S           |          |
| 3   | T           |          |
|     | S           |          |
| 4   | T           |          |
|     | S           |          |
| 5   | T           |          |
|     | S           |          |
| 6   | T           |          |
|     | S           |          |
| 7   | T           |          |
|     | S           |          |
| 8   | T           |          |
|     | S           |          |
| 9   | T           |          |
|     | S           |          |
| 10  | T 85.5644   |          |
|     | S 89.239    |          |
| 11  | T 89.6560   |          |
|     | S 88.292    |          |
| 12  | T           |          |
|     | S           |          |
| 13  | T           |          |
|     | S           |          |
| 14  | T           |          |
|     | S           |          |
| 15  | T           |          |
|     | S           |          |
| 16  | T 80.8695   |          |
|     | S 94.420    |          |
| 17  | T 82.4990   |          |
|     | S 95.952    |          |
| 18  | T           |          |
|     | S           |          |
| 19  | T           |          |
|     | S           |          |

**Event:** MRTI Test Day - Barber  
**Track:** Barber Motorsports Park  
**Report:** Section Data Report  
**Session:** Pro Mazda Practice 2

2.3 mile(s)



**Pro Mazda**  
**April 23, 2015**

**Section Data for Car 19 - Owens, Raoul (R)**

| Lap | T/SF to I1 | I1 to I2 | I2 to I3 | I2 to I3A | I3A to I3 | I3 to I4 | I4 to I5 | I4 to I5A | I5A to I5 | I5 to I6 | I6 to I7 | I7 to I8 | I8 to SF | Lap     | PI to PO |  |
|-----|------------|----------|----------|-----------|-----------|----------|----------|-----------|-----------|----------|----------|----------|----------|---------|----------|--|
| 20  | T          | 2.4181   | 11.3480  | 14.6601   | 8.5238    | 6.1363   | 9.5085   | 13.4371   | 8.3884    | 5.0487   | 7.1748   | 6.4251   | 6.4366   | 10.7710 | 82.1793  |  |
|     | S          | 125.756  | 91.446   | 92.784    | 112.626   | 65.223   | 109.137  | 88.950    | 77.461    | 108.039  | 125.724  | 111.424  | 93.535   | 98.877  | 100.755  |  |
| 21  | T          | 2.4159   | 11.4123  | 14.6920   | 8.5328    | 6.1592   | 9.4836   | 13.4329   | 8.3890    | 5.0439   | 7.1598   | 6.3962   | 6.4344   | 10.7314 | 82.1585  |  |
|     | S          | 125.871  | 90.931   | 92.583    | 112.507   | 64.980   | 109.423  | 88.978    | 77.455    | 108.141  | 125.988  | 111.927  | 93.567   | 99.241  | 100.781  |  |
| 22  | T          | 2.4229   | 11.4083  | 14.7580   | 8.5440    | 6.2140   | 9.4771   | 13.2733   | 8.2576    | 5.0157   | 7.1343   | 6.4865   | 6.4208   | 10.8790 | 82.2602  |  |
|     | S          | 125.507  | 90.962   | 92.169    | 112.360   | 64.407   | 109.498  | 90.047    | 78.688    | 108.749  | 126.438  | 110.369  | 93.765   | 97.895  | 100.656  |  |
| 23  | T          | 2.4221   |          |           |           |          |          |           |           |          |          |          | 6.5986   | 10.8360 |          |  |
|     | S          | 125.548  |          |           |           |          |          |           |           |          |          |          | 91.238   | 98.283  |          |  |

**Event:** MRTI Test Day - Barber  
**Track:** Barber Motorsports Park  
**Report:** Section Data Report  
**Session:** Pro Mazda Practice 2

2.3 mile(s)  
Pro Mazda  
April 23, 2015



**Section Data for Car 19 - Owens, Raoul (R)**

| Lap | T/SPO to SF | SF to PI |
|-----|-------------|----------|
| 20  | T           |          |
|     | S           |          |
| 21  | T           |          |
|     | S           |          |
| 22  | T           |          |
|     | S           |          |
| 23  | T           |          |
|     | S           |          |



Event: **MRTI Test Day - Barber**  
 Track: **Barber Motorsports Park**  
 Report: **Section Data Report**  
 Session: **Pro Mazda Practice 2**

2.3 mile(s)



Pro Mazda  
 April 23, 2015

**Section Data for Car 2 - Burkett, Daniel (R)**

| Lap | T/SF to I1 | I1 to I2 | I2 to I3 | I2 to I3A | I3A to I3 | I3 to I4 | I4 to I5 | I4 to I5A | I5A to I5 | I5 to I6 | I6 to I7 | I7 to I8 | I8 to SF | Lap     | PI to PO |          |
|-----|------------|----------|----------|-----------|-----------|----------|----------|-----------|-----------|----------|----------|----------|----------|---------|----------|----------|
| 1   | T          | 2.7814   | 13.1550  | 15.7206   | 8.9996    | 6.7210   | 9.9394   | 13.8684   | 8.7791    | 5.0893   | 7.4956   | 7.0390   | 7.2810   | 11.8783 | 89.1587  |          |
|     | S          | 109.330  | 78.885   | 86.525    | 106.671   | 59.549   | 104.405  | 86.184    | 74.014    | 107.177  | 120.343  | 101.706  | 82.687   | 89.659  | 92.868   |          |
| 2   | T          | 2.5303   | 12.0932  | 14.9929   | 8.6805    | 6.3124   | 9.6495   | 13.4848   | 8.4266    | 5.0582   | 7.2242   | 6.6446   | 6.6615   | 11.3666 | 84.6476  |          |
|     | S          | 120.180  | 85.811   | 90.725    | 110.593   | 63.403   | 107.542  | 88.635    | 77.110    | 107.836  | 124.864  | 107.743  | 90.377   | 93.696  | 97.817   |          |
| 3   | T          | 2.4766   | 11.6461  | 14.8200   | 8.5760    | 6.2440   | 9.6009   | 13.5928   | 8.4935    | 5.0993   | 7.2089   | 6.6986   | 6.5233   | 11.1212 | 83.6884  |          |
|     | S          | 122.786  | 89.105   | 91.783    | 111.940   | 64.098   | 108.086  | 87.931    | 76.502    | 106.967  | 125.129  | 106.874  | 92.292   | 95.763  | 98.938   |          |
| 4   | T          | 2.4625   | 11.5417  | 14.8879   | 8.6293    | 6.2586   | 9.5552   | 13.4614   | 8.3631    | 5.0983   | 7.2221   | 6.7569   | 6.6067   | 11.0373 | 83.5317  |          |
|     | S          | 123.489  | 89.911   | 91.365    | 111.249   | 63.948   | 108.603  | 88.789    | 77.695    | 106.988  | 124.901  | 105.952  | 91.127   | 96.491  | 99.124   |          |
| 5   | T          |          |          | 15.4851   | 9.0687    | 6.4164   | 9.6666   | 13.5313   | 8.4530    | 5.0783   | 7.2668   | 6.5879   |          |         | 332.0291 | 246.8517 |
|     | S          |          |          | 87.841    | 105.859   | 62.376   | 107.352  | 88.331    | 76.869    | 107.409  | 124.132  | 108.670  |          |         | 24.938   | 3.541    |
| 6   | T          | 2.4695   | 11.4206  | 14.7387   | 8.5900    | 6.1487   | 9.5479   | 13.3559   | 8.2817    | 5.0742   | 7.2417   | 6.4567   | 6.3487   | 11.0227 | 82.6024  |          |
|     | S          | 123.139  | 90.865   | 92.290    | 111.758   | 65.091   | 108.686  | 89.491    | 78.459    | 107.496  | 124.563  | 110.878  | 94.830   | 96.619  | 100.239  |          |
| 7   | T          | 2.4493   | 12.1451  | 14.6772   | 8.5722    | 6.1050   | 9.5180   | 13.2968   | 8.2531    | 5.0437   | 7.2107   | 6.4405   | 6.2636   | 10.9389 | 82.9401  |          |
|     | S          | 124.154  | 85.444   | 92.676    | 111.990   | 65.557   | 109.028  | 89.888    | 78.731    | 108.146  | 125.098  | 111.157  | 96.118   | 97.359  | 99.831   |          |
| 8   | T          | 2.4427   | 11.4883  | 14.7933   | 8.6206    | 6.1727   | 9.5165   | 13.4423   | 8.3674    | 5.0749   | 7.2267   | 6.2982   | 6.3520   | 10.8814 | 82.4414  |          |
|     | S          | 124.490  | 90.329   | 91.949    | 111.361   | 64.838   | 109.045  | 88.915    | 77.655    | 107.481  | 124.821  | 113.669  | 94.780   | 97.873  | 100.435  |          |
| 9   | T          | 2.4316   | 11.4736  | 14.7198   | 8.5912    | 6.1286   | 9.4857   | 13.2404   | 8.1951    | 5.0453   | 7.2025   | 6.3162   | 6.3085   | 10.8768 | 82.0551  |          |
|     | S          | 125.058  | 90.445   | 92.408    | 111.742   | 65.305   | 109.399  | 90.271    | 79.288    | 108.111  | 125.241  | 113.345  | 95.434   | 97.915  | 100.908  |          |
| 10  | T          | 2.4217   | 11.4465  | 14.8139   | 8.6086    | 6.2053   | 9.4822   | 14.3509   | 8.3402    | 6.0107   | 8.8783   | 7.2444   | 6.3824   | 10.8799 | 85.9002  |          |
|     | S          | 125.569  | 90.659   | 91.821    | 111.516   | 64.498   | 109.440  | 83.286    | 77.909    | 90.747   | 101.601  | 98.822   | 94.329   | 97.887  | 96.391   |          |
| 11  | T          | 2.4191   | 11.4249  | 14.8045   | 8.6323    | 6.1722   | 9.4478   | 13.3403   | 8.2825    | 5.0578   | 7.2218   | 6.3936   | 6.4922   | 10.8326 | 82.3768  |          |
|     | S          | 125.704  | 90.830   | 91.879    | 111.210   | 64.844   | 109.838  | 89.595    | 78.451    | 107.844  | 124.906  | 111.973  | 92.734   | 98.314  | 100.514  |          |
| 12  | T          | 2.4049   | 11.3745  | 14.7509   | 8.5618    | 6.1891   | 9.4637   | 13.2966   | 8.2413    | 5.0553   | 7.2293   | 6.2900   | 6.2470   | 10.8399 | 81.8968  |          |
|     | S          | 126.446  | 91.233   | 92.213    | 112.126   | 64.666   | 109.653  | 89.890    | 78.843    | 107.898  | 124.776  | 113.817  | 96.374   | 98.248  | 101.103  |          |
| 13  | T          | 2.4102   | 11.4172  | 14.7336   | 8.5550    | 6.1786   | 9.5722   | 13.4005   | 8.3556    | 5.0449   | 7.2198   | 6.4109   | 6.2952   | 11.0545 | 82.5141  |          |
|     | S          | 126.168  | 90.892   | 92.321    | 112.215   | 64.776   | 108.411  | 89.193    | 77.765    | 108.120  | 124.941  | 111.671  | 95.636   | 96.341  | 100.346  |          |
| 14  | T          |          |          | 15.8935   | 9.4472    | 6.4463   | 9.6110   | 13.5229   | 8.4820    | 5.0409   | 7.2036   | 6.4829   |          |         | 284.8604 | 196.5423 |
|     | S          |          |          | 85.584    | 101.617   | 62.086   | 107.973  | 88.385    | 76.606    | 108.206  | 125.221  | 110.430  |          |         | 29.067   | 4.447    |
| 15  | T          | 2.4234   | 11.4052  | 14.7300   | 8.5448    | 6.1852   | 9.4994   | 13.3258   | 8.2966    | 5.0292   | 7.1915   | 6.9033   | 6.3621   | 10.9549 | 82.7956  |          |
|     | S          | 125.481  | 90.987   | 92.344    | 112.349   | 64.707   | 109.241  | 89.693    | 78.318    | 108.458  | 125.432  | 103.705  | 94.630   | 97.217  | 100.005  |          |
| 16  | T          | 2.4251   | 11.3776  | 14.7323   | 8.5960    | 6.1363   | 9.4622   | 13.2341   | 8.1867    | 5.0474   | 7.1972   | 6.4271   | 6.5978   | 10.9092 | 82.3626  |          |
|     | S          | 125.393  | 91.208   | 92.330    | 111.680   | 65.223   | 109.671  | 90.314    | 79.369    | 108.066  | 125.333  | 111.389  | 91.249   | 97.624  | 100.531  |          |
| 17  | T          | 2.4099   | 11.3672  | 14.6929   | 8.5222    | 6.1707   | 9.4435   | 14.7552   | 8.6464    | 6.1088   | 7.5035   | 6.6397   | 6.4284   | 10.7797 | 84.0200  |          |
|     | S          | 126.184  | 91.291   | 92.577    | 112.647   | 64.859   | 109.888  | 81.004    | 75.150    | 89.290   | 120.217  | 107.823  | 93.654   | 98.797  | 98.548   |          |
| 18  | T          | 2.4154   | 11.4060  | 14.7024   | 8.5447    | 6.1577   | 9.4782   | 13.3770   | 8.3333    | 5.0437   | 7.1874   | 6.4384   | 6.4047   | 10.9387 | 82.3482  |          |
|     | S          | 125.897  | 90.981   | 92.517    | 112.350   | 64.996   | 109.486  | 89.349    | 77.973    | 108.146  | 125.504  | 111.194  | 94.001   | 97.361  | 100.549  |          |
| 19  | T          | 2.4116   | 11.5393  | 14.6785   | 8.5435    | 6.1350   | 9.4434   | 13.2606   | 8.2318    | 5.0288   | 7.1661   | 6.3144   | 6.4552   | 10.7991 | 82.0682  |          |
|     | S          | 126.095  | 89.930   | 92.668    | 112.366   | 65.237   | 109.889  | 90.134    | 78.934    | 108.466  | 125.877  | 113.377  | 93.265   | 98.619  | 100.892  |          |

**Event:** MRTI Test Day - Barber  
**Track:** Barber Motorsports Park  
**Report:** Section Data Report  
**Session:** Pro Mazda Practice 2

2.3 mile(s)   
**Pro Mazda**  
**April 23, 2015**

**Section Data for Car 2 - Burkett, Daniel (R)**

| Lap | T/SPO to SF | SF to PI |
|-----|-------------|----------|
| 1   | T 98.6713   |          |
|     | S 80.225    |          |
| 2   | T           |          |
|     | S           |          |
| 3   | T           |          |
|     | S           |          |
| 4   | T 83.5479   |          |
|     | S 91.393    |          |
| 5   | T 84.8886   |          |
|     | S 93.251    |          |
| 6   | T           |          |
|     | S           |          |
| 7   | T           |          |
|     | S           |          |
| 8   | T           |          |
|     | S           |          |
| 9   | T           |          |
|     | S           |          |
| 10  | T           |          |
|     | S           |          |
| 11  | T           |          |
|     | S           |          |
| 12  | T           |          |
|     | S           |          |
| 13  | T 83.9595   |          |
|     | S 90.945    |          |
| 14  | T 86.8400   |          |
|     | S 91.155    |          |
| 15  | T           |          |
|     | S           |          |
| 16  | T           |          |
|     | S           |          |
| 17  | T           |          |
|     | S           |          |
| 18  | T           |          |
|     | S           |          |
| 19  | T           |          |
|     | S           |          |

**Event:** MRTI Test Day - Barber  
**Track:** Barber Motorsports Park  
**Report:** Section Data Report  
**Session:** Pro Mazda Practice 2

2.3 mile(s)   
**Pro Mazda**  
**April 23, 2015**

**Section Data for Car 2 - Burkett, Daniel (R)**

| Lap | T/SF to I1 | I1 to I2 | I2 to I3 | I2 to I3A | I3A to I3 | I3 to I4 | I4 to I5 | I4 to I5A | I5A to I5 | I5 to I6 | I6 to I7 | I7 to I8 | I8 to SF | Lap     | PI to PO |  |
|-----|------------|----------|----------|-----------|-----------|----------|----------|-----------|-----------|----------|----------|----------|----------|---------|----------|--|
| 20  | T          | 2.4143   | 11.3937  | 14.5739   | 8.4604    | 6.1135   | 9.4265   | 14.1907   | 8.8381    | 5.3526   | 8.5482   | 6.5664   | 6.3178   | 10.8415 | 84.2730  |  |
|     | S          | 125.954  | 91.079   | 93.333    | 113.470   | 65.466   | 110.086  | 84.226    | 73.520    | 101.905  | 105.525  | 109.026  | 95.294   | 98.234  | 98.252   |  |
| 21  | T          | 2.4132   | 11.4463  | 14.7243   | 8.4873    | 6.2370   | 9.4277   | 13.4745   | 8.4510    | 5.0235   | 7.1322   | 6.4245   | 6.4229   | 10.8523 | 82.3179  |  |
|     | S          | 126.011  | 90.660   | 92.380    | 113.110   | 64.170   | 110.072  | 88.703    | 76.887    | 108.581  | 126.475  | 111.434  | 93.734   | 98.136  | 100.586  |  |
| 22  | T          | 2.4181   | 11.5103  | 14.6909   | 8.4836    | 6.2073   | 9.4144   | 13.3209   | 8.2912    | 5.0297   | 7.1217   | 6.6871   | 6.4885   | 10.9059 | 82.5578  |  |
|     | S          | 125.756  | 90.156   | 92.590    | 113.160   | 64.477   | 110.228  | 89.726    | 78.369    | 108.447  | 126.662  | 107.058  | 92.787   | 97.654  | 100.293  |  |

**Event:** MRTI Test Day - Barber  
**Track:** Barber Motorsports Park  
**Report:** Section Data Report  
**Session:** Pro Mazda Practice 2

2.3 mile(s)  
**Pro Mazda**  
**April 23, 2015**



**Section Data for Car 2 - Burkett, Daniel (R)**

| Lap | T/SPO to SF | SF to PI |
|-----|-------------|----------|
| 20  | T           |          |
|     | S           |          |
| 21  | T           |          |
|     | S           |          |
| 22  | T           | 86.7561  |
|     | S           | 88.013   |

Event: MRTI Test Day - Barber  
Track: Barber Motorsports Park  
Report: Section Data Report  
Session: Pro Mazda Practice 2



Pro Mazda  
April 23, 2015

Section Data for Car 22 - Tan, Weiron (R)

| Lap | T/SF to I1 | I1 to I2 | I2 to I3 | I2 to I3A | I3A to I3 | I3 to I4 | I4 to I5 | I4 to I5A | I5A to I5 | I5 to I6 | I6 to I7 | I7 to I8 | I8 to SF | Lap      | PI to PO |
|-----|------------|----------|----------|-----------|-----------|----------|----------|-----------|-----------|----------|----------|----------|----------|----------|----------|
| 1   | T          |          |          | 15.8513   | 9.0197    | 6.8316   | 9.8356   | 14.2947   | 9.1566    | 5.1381   | 7.4201   | 7.4063   |          | 827.7993 | 736.6217 |
|     | S          |          |          | 85.812    | 106.434   | 58.585   | 105.507  | 83.613    | 70.962    | 106.159  | 121.568  | 96.662   |          | 10.002   | 1.187    |
| 2   | T          | 2.4786   | 11.7919  | 14.7396   | 8.5380    | 6.2016   | 9.5612   | 13.5644   | 8.5254    | 5.0390   | 7.1780   | 6.7319   | 6.7074   | 11.2014  | 83.9544  |
|     | S          | 122.687  | 88.003   | 92.284    | 112.439   | 64.536   | 108.535  | 88.115    | 76.216    | 108.247  | 125.668  | 106.346  | 89.758   | 95.077   | 98.625   |
| 3   | T          | 2.4484   | 11.4757  | 14.5527   | 8.4456    | 6.1071   | 9.4509   | 13.3142   | 8.2967    | 5.0175   | 7.1385   | 6.5109   | 6.5025   | 10.9902  | 82.3840  |
|     | S          | 124.200  | 90.428   | 93.469    | 113.669   | 65.535   | 109.802  | 89.771    | 78.317    | 108.710  | 126.363  | 109.955  | 92.587   | 96.905   | 100.505  |
| 4   | T          | 2.4275   | 11.3246  | 14.6133   | 8.4501    | 6.1632   | 9.4569   | 13.3080   | 8.2818    | 5.0262   | 7.1439   | 6.3193   | 6.3267   | 10.8596  | 81.7798  |
|     | S          | 125.269  | 91.635   | 93.081    | 113.608   | 64.938   | 109.732  | 89.813    | 78.458    | 108.522  | 126.268  | 113.289  | 95.159   | 98.070   | 101.247  |
| 5   | T          | 2.4062   | 11.2326  | 14.5888   | 8.5055    | 6.0833   | 9.4119   | 13.2675   | 8.2579    | 5.0096   | 7.1454   | 6.2958   | 6.2091   | 10.7604  | 81.3177  |
|     | S          | 126.378  | 92.385   | 93.238    | 112.868   | 65.791   | 110.257  | 90.087    | 78.685    | 108.882  | 126.241  | 113.712  | 96.962   | 98.974   | 101.823  |
| 6   | T          | 2.4032   | 11.3313  | 14.5522   | 8.4734    | 6.0788   | 9.3946   | 13.5089   | 8.4843    | 5.0246   | 7.1536   | 6.3747   | 6.1773   | 10.8648  | 81.7606  |
|     | S          | 126.536  | 91.581   | 93.472    | 113.296   | 65.840   | 110.460  | 88.477    | 76.585    | 108.557  | 126.097  | 112.305  | 97.461   | 98.023   | 101.271  |
| 7   | T          | 2.4083   | 11.3394  | 14.5736   | 8.4906    | 6.0830   | 9.3978   | 13.1856   | 8.1895    | 4.9961   | 7.1412   | 6.3020   | 6.3020   | 10.8063  | 81.4562  |
|     | S          | 126.268  | 91.515   | 93.335    | 113.066   | 65.794   | 110.422  | 90.646    | 79.342    | 109.176  | 126.316  | 113.600  | 95.532   | 98.554   | 101.650  |
| 8   | T          | 2.3924   | 11.3059  | 14.5585   | 8.4745    | 6.0840   | 9.3430   | 13.3400   | 8.2812    | 5.0588   | 7.1811   | 6.2879   | 6.2882   | 10.6910  | 81.3880  |
|     | S          | 127.107  | 91.786   | 93.432    | 113.281   | 65.784   | 111.070  | 89.597    | 78.464    | 107.823  | 125.614  | 113.855  | 95.742   | 99.616   | 101.735  |
| 9   | T          |          |          | 16.0538   | 9.0594    | 6.9944   | 9.8232   | 13.9253   | 8.8678    | 5.0575   | 7.2597   | 7.2044   |          | 249.3897 | 160.9177 |
|     | S          |          |          | 84.729    | 105.967   | 57.221   | 105.640  | 85.831    | 73.273    | 107.851  | 124.254  | 99.371   |          | 33.201   | 5.432    |
| 10  | T          | 2.4457   | 11.6434  | 14.6820   | 8.5040    | 6.1780   | 9.3907   | 13.3852   | 8.3613    | 5.0239   | 7.1241   | 6.4223   | 6.8024   | 11.1438  | 83.0396  |
|     | S          | 124.337  | 89.126   | 92.646    | 112.888   | 64.783   | 110.506  | 89.295    | 77.712    | 108.572  | 126.619  | 111.472  | 88.505   | 95.569   | 99.711   |
| 11  | T          | 2.4040   | 11.3764  | 14.5577   | 8.4598    | 6.0979   | 9.3655   | 13.2012   | 8.2030    | 4.9982   | 7.1070   | 6.3211   | 6.3090   | 10.7315  | 81.3734  |
|     | S          | 126.494  | 91.218   | 93.437    | 113.478   | 65.634   | 110.803  | 90.539    | 79.212    | 109.130  | 126.924  | 113.257  | 95.426   | 99.241   | 101.753  |
| 12  | T          | 2.4008   | 11.2560  | 14.5232   | 8.4406    | 6.0826   | 9.3671   | 13.1546   | 8.1726    | 4.9820   | 7.0912   | 6.3410   | 6.3178   | 11.0226  | 81.4743  |
|     | S          | 126.662  | 92.193   | 93.659    | 113.736   | 65.799   | 110.784  | 90.860    | 79.506    | 109.485  | 127.206  | 112.902  | 95.294   | 96.620   | 101.627  |
| 13  | T          | 2.4085   | 11.2932  | 14.5282   | 8.4345    | 6.0937   | 9.3709   | 13.2421   | 8.2437    | 4.9984   | 7.0885   | 6.3133   | 6.2519   | 10.8508  | 81.3474  |
|     | S          | 126.257  | 91.890   | 93.627    | 113.818   | 65.679   | 110.739  | 90.260    | 78.821    | 109.126  | 127.255  | 113.397  | 96.298   | 98.149   | 101.786  |
| 14  | T          | 2.3802   | 14.4223  | 15.8179   | 9.3382    | 6.4797   | 10.1093  | 13.6641   | 8.6540    | 5.0101   | 7.1243   | 6.3673   | 6.3866   | 10.8077  | 87.0797  |
|     | S          | 127.759  | 71.953   | 85.993    | 102.804   | 61.766   | 102.651  | 87.472    | 75.084    | 108.871  | 126.615  | 112.435  | 94.267   | 98.541   | 95.085   |
| 15  | T          | 2.4133   | 11.3063  | 14.4440   | 8.3928    | 6.0512   | 9.3414   | 13.1530   | 8.1709    | 4.9821   | 7.0983   | 6.2392   | 6.2881   | 10.7442  | 81.0278  |
|     | S          | 126.006  | 91.783   | 94.172    | 114.384   | 66.140   | 111.089  | 90.871    | 79.523    | 109.483  | 127.079  | 114.744  | 95.744   | 99.123   | 102.187  |
| 16  | T          | 2.3883   | 11.2675  | 14.4323   | 8.3717    | 6.0606   | 9.3372   | 13.1441   | 8.1811    | 4.9630   | 7.0518   | 6.4896   | 6.3020   | 10.7016  | 81.1144  |
|     | S          | 127.325  | 92.099   | 94.249    | 114.672   | 66.038   | 111.139  | 90.933    | 79.424    | 109.904  | 127.917  | 110.316  | 95.532   | 99.518   | 102.078  |
| 17  | T          | 2.3941   | 11.2996  | 14.4902   | 8.4003    | 6.0899   | 9.3211   | 13.1160   | 8.1511    | 4.9649   | 7.0640   | 6.2529   | 6.1987   | 10.7385  | 80.8751  |
|     | S          | 127.017  | 91.838   | 93.872    | 114.282   | 65.720   | 111.331  | 91.127    | 79.716    | 109.862  | 127.696  | 114.492  | 97.124   | 99.176   | 102.380  |
| 18  | T          | 2.3901   | 11.3571  | 14.6173   | 8.3964    | 6.2209   | 9.3439   | 13.2745   | 8.3134    | 4.9611   | 7.0488   | 6.2545   | 6.2047   | 10.7844  | 81.2753  |
|     | S          | 127.229  | 91.373   | 93.056    | 114.335   | 64.336   | 111.059  | 90.039    | 78.160    | 109.946  | 127.971  | 114.463  | 97.031   | 98.754   | 101.876  |

**Event:** MRTI Test Day - Barber  
**Track:** Barber Motorsports Park  
**Report:** Section Data Report  
**Session:** Pro Mazda Practice 2

2.3 mile(s)   
 Pro Mazda  
 April 23, 2015

**Section Data for Car 22 - Tan, Weiron (R)**

| Lap | T/SPO to SF | SF to PI |
|-----|-------------|----------|
| 1   | T 88.6269   |          |
|     | S 89.317    |          |
| 2   | T           |          |
|     | S           |          |
| 3   | T           |          |
|     | S           |          |
| 4   | T           |          |
|     | S           |          |
| 5   | T           |          |
|     | S           |          |
| 6   | T           |          |
|     | S           |          |
| 7   | T           |          |
|     | S           |          |
| 8   | T           | 79.9778  |
|     | S           | 95.473   |
| 9   | T 90.8492   |          |
|     | S 87.132    |          |
| 10  | T           |          |
|     | S           |          |
| 11  | T           |          |
|     | S           |          |
| 12  | T           |          |
|     | S           |          |
| 13  | T           |          |
|     | S           |          |
| 14  | T           |          |
|     | S           |          |
| 15  | T           |          |
|     | S           |          |
| 16  | T           |          |
|     | S           |          |
| 17  | T           |          |
|     | S           |          |
| 18  | T           | 83.7069  |
|     | S           | 91.219   |

Event: MRTI Test Day - Barber  
Track: Barber Motorsports Park  
Report: Section Data Report  
Session: Pro Mazda Practice 2



Pro Mazda  
April 23, 2015

Section Data for Car 23 - Owen, Will (R)

| Lap | T/SF to I1 | I1 to I2 | I2 to I3 | I2 to I3A | I3A to I3 | I3 to I4 | I4 to I5 | I4 to I5A | I5A to I5 | I5 to I6 | I6 to I7 | I7 to I8 | I8 to SF | Lap     | PI to PO |          |
|-----|------------|----------|----------|-----------|-----------|----------|----------|-----------|-----------|----------|----------|----------|----------|---------|----------|----------|
| 1   | T          | 2.5868   | 12.3272  | 15.0988   | 8.7679    | 6.3309   | 9.6617   | 13.7830   | 8.7285    | 5.0545   | 7.2737   | 6.7900   | 6.7343   | 11.2658 | 85.5213  |          |
|     | S          | 117.555  | 84.182   | 90.088    | 109.490   | 63.218   | 107.406  | 86.717    | 74.443    | 107.915  | 124.015  | 105.436  | 89.400   | 94.534  | 96.818   |          |
| 2   | T          | 2.4677   | 11.6330  | 14.9229   | 8.6464    | 6.2765   | 9.6155   | 13.5186   | 8.4907    | 5.0279   | 7.2218   | 6.6555   | 6.5060   | 10.9635 | 83.5045  |          |
|     | S          | 123.228  | 89.205   | 91.150    | 111.029   | 63.766   | 107.922  | 88.414    | 76.528    | 108.486  | 124.906  | 107.567  | 92.537   | 97.141  | 99.156   |          |
| 3   | T          | 2.4648   | 11.4798  | 14.7797   | 8.5891    | 6.1906   | 9.5087   | 13.3521   | 8.3088    | 5.0433   | 7.2471   | 6.6925   | 6.2875   | 10.9427 | 82.7549  |          |
|     | S          | 123.373  | 90.396   | 92.033    | 111.770   | 64.651   | 109.135  | 89.516    | 78.203    | 108.154  | 124.470  | 106.972  | 95.753   | 97.325  | 100.054  |          |
| 4   | T          | 2.4430   | 11.4246  | 14.7639   | 8.5901    | 6.1738   | 9.4728   | 13.4068   | 8.3857    | 5.0211   | 7.2039   | 6.5806   | 6.2382   | 10.9862 | 82.5200  |          |
|     | S          | 124.474  | 90.833   | 92.132    | 111.757   | 64.827   | 109.548  | 89.151    | 77.486    | 108.632  | 125.216  | 108.791  | 96.509   | 96.940  | 100.339  |          |
| 5   | T          | 2.4158   | 11.4863  | 14.7064   | 8.5763    | 6.1301   | 9.4343   | 13.3237   | 8.3049    | 5.0188   | 7.2188   | 6.5942   | 6.2241   | 10.8702 | 82.2738  |          |
|     | S          | 125.876  | 90.345   | 92.492    | 111.936   | 65.289   | 109.995  | 89.707    | 78.240    | 108.682  | 124.958  | 108.566  | 96.728   | 97.974  | 100.640  |          |
| 6   | T          | 2.4207   | 11.4645  | 14.7838   | 8.5794    | 6.2044   | 9.4467   | 13.3222   | 8.2941    | 5.0281   | 7.2075   | 6.5770   | 6.2876   | 10.8270 | 82.3370  |          |
|     | S          | 125.621  | 90.517   | 92.008    | 111.896   | 64.507   | 109.851  | 89.717    | 78.342    | 108.481  | 125.154  | 108.850  | 95.751   | 98.365  | 100.562  |          |
| 7   | T          | 2.4262   | 11.4427  | 14.7725   | 8.5775    | 6.1950   | 9.4888   | 13.3089   | 8.3252    | 4.9837   | 7.1663   | 6.4601   | 6.2572   | 10.8523 | 82.1750  |          |
|     | S          | 125.336  | 90.689   | 92.078    | 111.921   | 64.605   | 109.363  | 89.807    | 78.049    | 109.448  | 125.873  | 110.820  | 96.216   | 98.136  | 100.761  |          |
| 8   | T          | 2.4443   | 12.2844  | 14.8130   | 8.6231    | 6.1899   | 9.5689   | 13.3951   | 8.3827    | 5.0124   | 7.2269   | 6.8891   | 6.3999   | 10.8046 | 83.8262  |          |
|     | S          | 124.408  | 84.475   | 91.827    | 111.329   | 64.658   | 108.448  | 89.229    | 77.514    | 108.821  | 124.818  | 103.919  | 94.071   | 98.569  | 98.776   |          |
| 9   | T          |          |          | 16.0181   | 9.1276    | 6.8905   | 9.8703   | 17.8379   | 9.3428    | 8.4951   | 7.9218   | 7.2784   |          |         | 201.3966 | 106.6496 |
|     | S          |          |          | 84.918    | 105.176   | 58.084   | 105.136  | 67.005    | 69.548    | 64.208   | 113.869  | 98.361   |          |         | 41.113   | 8.196    |
| 10  | T          | 2.4857   | 11.9989  | 14.8877   | 8.6348    | 6.2529   | 9.5126   | 13.4643   | 8.4554    | 5.0089   | 7.1692   | 6.5678   | 6.8540   | 11.2171 | 84.1573  |          |
|     | S          | 122.336  | 86.485   | 91.366    | 111.178   | 64.007   | 109.090  | 88.770    | 76.847    | 108.897  | 125.822  | 109.003  | 87.839   | 94.944  | 98.387   |          |
| 11  | T          | 2.4266   | 11.4349  | 14.6297   | 8.4886    | 6.1411   | 9.4325   | 13.3085   | 8.3140    | 4.9945   | 7.1468   | 6.4879   | 6.1815   | 10.9141 | 81.9625  |          |
|     | S          | 125.316  | 90.751   | 92.977    | 113.093   | 65.172   | 110.016  | 89.809    | 78.154    | 109.211  | 126.217  | 110.345  | 97.395   | 97.580  | 101.022  |          |
| 12  | T          | 2.4206   | 11.3328  | 14.6001   | 8.4960    | 6.1041   | 9.4181   | 13.3844   | 8.3993    | 4.9851   | 7.1408   | 6.3847   | 6.1889   | 10.8740 | 81.7444  |          |
|     | S          | 125.626  | 91.568   | 93.166    | 112.994   | 65.567   | 110.184  | 89.300    | 77.360    | 109.417  | 126.323  | 112.129  | 97.278   | 97.940  | 101.291  |          |
| 13  | T          | 2.4281   | 11.2970  | 14.5194   | 8.4408    | 6.0786   | 9.3992   | 13.3145   | 8.3221    | 4.9924   | 7.1406   | 6.4908   | 6.0485   | 11.1412 | 81.7793  |          |
|     | S          | 125.238  | 91.859   | 93.683    | 113.733   | 65.842   | 110.406  | 89.769    | 78.078    | 109.257  | 126.326  | 110.296  | 99.536   | 95.591  | 101.248  |          |
| 14  | T          | 2.4646   | 11.7465  | 14.5678   | 8.4879    | 6.0799   | 9.4444   | 13.2432   | 8.2695    | 4.9737   | 7.1254   | 6.3927   | 6.8583   | 10.9304 | 82.7733  |          |
|     | S          | 123.383  | 88.344   | 93.372    | 113.102   | 65.828   | 109.878  | 90.252    | 78.575    | 109.668  | 126.596  | 111.989  | 87.783   | 97.435  | 100.032  |          |
| 15  | T          | 2.4264   | 11.2205  | 14.5355   | 8.4444    | 6.0911   | 9.4005   | 13.3838   | 8.4087    | 4.9751   | 7.1106   | 6.3609   | 6.1527   | 10.8053 | 81.3962  |          |
|     | S          | 125.326  | 92.485   | 93.580    | 113.685   | 65.707   | 110.391  | 89.304    | 77.274    | 109.637  | 126.859  | 112.548  | 97.851   | 98.563  | 101.725  |          |
| 16  | T          | 2.4289   | 11.3448  | 14.6286   | 8.5023    | 6.1263   | 9.4408   | 13.2195   | 8.2577    | 4.9618   | 7.0847   | 6.3970   | 6.1624   | 10.6825 | 81.3892  |          |
|     | S          | 125.197  | 91.472   | 92.984    | 112.911   | 65.329   | 109.919  | 90.414    | 78.687    | 109.931  | 127.323  | 111.913  | 97.697   | 99.696  | 101.733  |          |
| 17  | T          | 2.5955   | 12.2056  | 17.0930   | 10.0757   | 7.0173   | 10.4800  | 14.9903   | 9.7689    | 5.2214   | 8.4505   | 9.0563   | 6.1641   | 11.2724 | 92.3077  |          |
|     | S          | 117.161  | 85.021   | 79.578    | 95.279    | 57.034   | 99.020   | 79.733    | 66.514    | 104.465  | 106.745  | 79.051   | 97.670   | 94.479  | 89.700   |          |

**Event:** MRTI Test Day - Barber  
**Track:** Barber Motorsports Park  
**Report:** Section Data Report  
**Session:** Pro Mazda Practice 2

2.3 mile(s)   
**Pro Mazda**  
**April 23, 2015**

**Section Data for Car 23 - Owen, Will (R)**

| Lap | T/SPO to SF | SF to PI |
|-----|-------------|----------|
| 1   | T           | 91.3418  |
|     | S           | 86.663   |
| 2   | T           |          |
|     | S           |          |
| 3   | T           |          |
|     | S           |          |
| 4   | T           |          |
|     | S           |          |
| 5   | T           |          |
|     | S           |          |
| 6   | T           |          |
|     | S           |          |
| 7   | T           |          |
|     | S           |          |
| 8   | T           | 86.8911  |
|     | S           | 87.876   |
| 9   | T           | 92.5487  |
|     | S           | 85.532   |
| 10  | T           |          |
|     | S           |          |
| 11  | T           |          |
|     | S           |          |
| 12  | T           |          |
|     | S           |          |
| 13  | T           |          |
|     | S           |          |
| 14  | T           |          |
|     | S           |          |
| 15  | T           |          |
|     | S           |          |
| 16  | T           |          |
|     | S           |          |
| 17  | T           | 99.8506  |
|     | S           | 76.471   |



Event: MRTI Test Day - Barber  
 Track: Barber Motorsports Park  
 Report: Section Data Report  
 Session: Pro Mazda Practice 2




Pro Mazda  
 April 23, 2015

Section Data for Car 26 - Nicklin, Parker (R)

| Lap | T/SF to I1 | I1 to I2 | I2 to I3 | I2 to I3A | I3A to I3 | I3 to I4 | I4 to I5 | I4 to I5A | I5A to I5 | I5 to I6 | I6 to I7 | I7 to I8 | I8 to SF | Lap     | PI to PO |          |
|-----|------------|----------|----------|-----------|-----------|----------|----------|-----------|-----------|----------|----------|----------|----------|---------|----------|----------|
| 1   | T          | 2.9649   | 13.2280  | 16.4338   | 9.6431    | 6.7907   | 10.0893  | 14.5264   | 9.3141    | 5.2123   | 8.2347   | 8.7435   | 7.4672   | 12.3072 | 93.9950  |          |
|     | S          | 102.564  | 78.449   | 82.770    | 99.553    | 58.938   | 102.854  | 82.280    | 69.762    | 104.648  | 109.542  | 81.879   | 80.625   | 86.535  | 88.090   |          |
| 2   | T          |          |          | 17.1472   | 9.4022    | 7.7450   | 20.3826  | 21.3248   | 13.1991   | 8.1257   | 10.4372  | 8.4589   |          |         | 367.3801 | 251.9704 |
|     | S          |          |          | 79.326    | 102.104   | 51.676   | 50.912   | 56.049    | 49.229    | 67.127   | 86.426   | 84.634   |          |         | 22.538   | 3.469    |
| 3   | T          | 3.5682   | 13.6213  | 18.9617   | 11.4344   | 7.5273   | 13.1174  | 18.3016   | 10.9779   | 7.3237   | 11.1380  | 8.3576   | 8.5079   | 14.5326 | 110.1063 |          |
|     | S          | 85.222   | 76.184   | 71.736    | 83.957    | 53.170   | 79.111   | 65.307    | 59.189    | 74.478   | 80.988   | 85.660   | 70.763   | 73.284  | 75.200   |          |
| 4   | T          |          |          | 15.8915   | 9.1879    | 6.7036   | 9.9580   | 14.2393   | 9.0550    | 5.1843   | 8.0864   | 7.5163   |          |         | 204.2827 | 113.9665 |
|     | S          |          |          | 85.595    | 104.485   | 59.703   | 104.210  | 83.939    | 71.758    | 105.213  | 111.551  | 95.248   |          |         | 40.532   | 7.670    |
| 5   | T          | 2.5668   | 12.3886  | 15.3531   | 8.9467    | 6.4064   | 9.6957   | 13.9416   | 8.7961    | 5.1455   | 7.3801   | 6.9668   | 6.9545   | 11.4383 | 86.6855  |          |
|     | S          | 118.471  | 83.765   | 88.596    | 107.302   | 62.473   | 107.030  | 85.731    | 73.871    | 106.006  | 122.227  | 102.760  | 86.569   | 93.108  | 95.518   |          |
| 6   | T          | 2.5240   | 12.0362  | 15.0061   | 8.7197    | 6.2864   | 9.6069   | 13.8761   | 8.7431    | 5.1330   | 7.3680   | 6.7879   | 6.7128   | 11.1997 | 85.1177  |          |
|     | S          | 120.480  | 86.217   | 90.645    | 110.096   | 63.666   | 108.019  | 86.136    | 74.318    | 106.264  | 122.427  | 105.468  | 89.686   | 95.092  | 97.277   |          |
| 7   | T          | 2.5127   | 11.9550  | 15.1475   | 8.7205    | 6.4270   | 9.7109   | 13.8340   | 8.7129    | 5.1211   | 7.3708   | 6.8249   | 6.5754   | 11.3821 | 85.3133  |          |
|     | S          | 121.022  | 86.803   | 89.799    | 110.085   | 62.273   | 106.862  | 86.398    | 74.576    | 106.511  | 122.381  | 104.897  | 91.560   | 93.568  | 97.054   |          |
| 8   | T          | 2.5010   | 11.9582  | 16.4695   | 8.7459    | 7.7236   | 10.5452  | 13.9649   | 8.8177    | 5.1472   | 7.4968   | 6.9844   | 6.7429   | 11.3458 | 88.0087  |          |
|     | S          | 121.588  | 86.780   | 82.591    | 109.766   | 51.819   | 98.408   | 85.588    | 73.690    | 105.971  | 120.324  | 102.501  | 89.286   | 93.867  | 94.082   |          |
| 9   | T          | 2.4852   | 12.0121  | 15.1308   | 8.6955    | 6.4353   | 9.6494   | 14.0097   | 8.9020    | 5.1077   | 7.3013   | 6.8667   | 7.1700   | 11.2509 | 85.8761  |          |
|     | S          | 122.361  | 86.390   | 89.898    | 110.402   | 62.192   | 107.543  | 85.314    | 72.992    | 106.791  | 123.546  | 104.258  | 83.967   | 94.659  | 96.418   |          |
| 10  | T          | 2.7346   | 12.5463  | 15.3314   | 8.8924    | 6.4390   | 9.9065   | 13.9068   | 8.7043    | 5.2025   | 7.6996   | 7.1014   | 6.6381   | 11.3870 | 87.2517  |          |
|     | S          | 111.201  | 82.712   | 88.722    | 107.957   | 62.157   | 104.752  | 85.946    | 74.650    | 104.845  | 117.155  | 100.812  | 90.695   | 93.528  | 94.898   |          |
| 11  | T          |          |          | 16.7963   | 9.9125    | 6.8838   | 10.4175  | 14.7940   | 9.4530    | 5.3410   | 8.1082   | 7.4931   |          |         | 211.3460 | 118.9727 |
|     | S          |          |          | 80.984    | 96.847    | 58.140   | 99.614   | 80.791    | 68.737    | 102.126  | 111.251  | 95.542   |          |         | 39.177   | 7.347    |
| 12  | T          | 2.5792   | 12.4362  | 15.5099   | 8.8961    | 6.6138   | 9.6733   | 13.6848   | 8.5954    | 5.0894   | 7.3046   | 7.1055   | 6.8136   | 11.4824 | 86.5895  |          |
|     | S          | 117.901  | 83.444   | 87.701    | 107.912   | 60.514   | 107.277  | 87.340    | 75.595    | 107.175  | 123.490  | 100.754  | 88.359   | 92.751  | 95.624   |          |
| 13  | T          | 2.5117   | 11.9293  | 15.0995   | 8.8122    | 6.2873   | 9.6366   | 13.5764   | 8.4785    | 5.0979   | 7.2791   | 6.6776   | 6.7246   | 11.3059 | 84.7407  |          |
|     | S          | 121.070  | 86.990   | 90.084    | 108.940   | 63.656   | 107.686  | 88.037    | 76.638    | 106.996  | 123.923  | 107.211  | 89.529   | 94.199  | 97.710   |          |
| 14  | T          | 2.5005   | 12.0166  | 14.8347   | 8.6382    | 6.1965   | 9.5348   | 13.7281   | 8.6281    | 5.1000   | 7.2774   | 6.9327   | 6.2196   | 11.0109 | 84.0553  |          |
|     | S          | 121.612  | 86.358   | 91.692    | 111.134   | 64.589   | 108.836  | 87.064    | 75.309    | 106.952  | 123.952  | 103.266  | 96.798   | 96.722  | 98.507   |          |
| 15  | T          | 2.4905   | 11.7359  | 14.8347   | 8.7482    | 6.0865   | 9.6668   | 13.4966   | 8.4338    | 5.0628   | 7.2374   | 6.8058   | 6.5996   | 11.1912 | 84.0585  |          |
|     | S          | 122.100  | 88.423   | 91.692    | 109.737   | 65.757   | 107.350  | 88.558    | 77.044    | 107.738  | 124.637  | 105.191  | 91.225   | 95.164  | 98.503   |          |
| 16  | T          | 2.4864   | 13.0224  | 20.9939   | 13.8431   | 7.1508   | 12.8342  | 17.9886   | 10.5918   | 7.3968   | 11.0834  | 9.1281   | 6.5826   | 10.9109 | 105.0305 |          |
|     | S          | 122.302  | 79.688   | 64.703    | 69.349    | 55.970   | 80.856   | 66.444    | 61.347    | 73.743   | 81.387   | 78.429   | 91.460   | 97.609  | 78.834   |          |

**Event:** MRTI Test Day - Barber  
**Track:** Barber Motorsports Park  
**Report:** Section Data Report  
**Session:** Pro Mazda Practice 2

2.3 mile(s)   
**Pro Mazda**  
**April 23, 2015**

**Section Data for Car 26 - Nicklin, Parker (R)**

| Lap | T/SPO to SF | SF to PI |
|-----|-------------|----------|
| 1   | T 97.3637   | 94.9860  |
|     | S 81.302    | 80.387   |
| 2   | T 117.6848  |          |
|     | S 67.264    |          |
| 3   | T           | 107.2676 |
|     | S           | 71.183   |
| 4   | T 88.5072   |          |
|     | S 89.438    |          |
| 5   | T           |          |
|     | S           |          |
| 6   | T           |          |
|     | S           |          |
| 7   | T           |          |
|     | S           |          |
| 8   | T           |          |
|     | S           |          |
| 9   | T           |          |
|     | S           |          |
| 10  | T           | 88.7379  |
|     | S           | 86.048   |
| 11  | T 91.1580   |          |
|     | S 86.837    |          |
| 12  | T           |          |
|     | S           |          |
| 13  | T           |          |
|     | S           |          |
| 14  | T           |          |
|     | S           |          |
| 15  | T           |          |
|     | S           |          |
| 16  | T           | 109.5240 |
|     | S           | 69.717   |

**Event:** MRTI Test Day - Barber  
**Track:** Barber Motorsports Park  
**Report:** Section Data Report  
**Session:** Pro Mazda Practice 2

2.3 mile(s)



**Pro Mazda**  
**April 23, 2015**

**Section Data for Car 28 - Kellett, Dalton**

| Lap | T/SF to I1 | I1 to I2 | I2 to I3 | I2 to I3A | I3A to I3 | I3 to I4 | I4 to I5 | I4 to I5A | I5A to I5 | I5 to I6 | I6 to I7 | I7 to I8 | I8 to SF | Lap     | PO to SF |         |
|-----|------------|----------|----------|-----------|-----------|----------|----------|-----------|-----------|----------|----------|----------|----------|---------|----------|---------|
| 1   | T          | 2.5272   | 11.7998  | 14.9373   | 8.5819    | 6.3554   | 9.5315   | 13.7136   | 8.6099    | 5.1037   | 7.2825   | 6.5928   | 6.6018   | 11.3271 | 84.3136  | 89.0184 |
|     | S          | 120.327  | 87.944   | 91.062    | 111.863   | 62.974   | 108.873  | 87.156    | 75.468    | 106.874  | 123.865  | 108.590  | 91.194   | 94.022  | 98.205   | 88.924  |
| 2   | T          | 2.4685   | 11.4934  | 14.8328   | 8.6110    | 6.2218   | 9.9778   | 13.9696   | 8.8876    | 5.0820   | 7.2760   | 6.4366   | 6.3515   | 10.9584 | 83.7646  |         |
|     | S          | 123.189  | 90.289   | 91.704    | 111.485   | 64.327   | 104.004  | 85.559    | 73.110    | 107.331  | 123.975  | 111.225  | 94.788   | 97.186  | 98.848   |         |
| 3   | T          | 2.4305   | 11.4020  | 14.6069   | 8.4896    | 6.1173   | 9.4306   | 13.1702   | 8.0964    | 5.0738   | 7.2703   | 6.5350   | 6.3470   | 10.8725 | 82.0650  |         |
|     | S          | 125.115  | 91.013   | 93.122    | 113.080   | 65.425   | 110.038  | 90.752    | 80.255    | 107.504  | 124.073  | 109.550  | 94.855   | 97.954  | 100.896  |         |
| 4   | T          | 2.4065   | 11.4204  | 14.6767   | 8.5243    | 6.1524   | 9.4299   | 13.3461   | 8.2717    | 5.0744   | 7.2669   | 6.3089   | 6.4830   | 10.7129 | 82.0513  |         |
|     | S          | 126.362  | 90.866   | 92.679    | 112.619   | 65.052   | 110.046  | 89.556    | 78.554    | 107.491  | 124.131  | 113.476  | 92.865   | 99.413  | 100.912  |         |
| 5   | T          | 2.4061   | 11.3365  | 14.5747   | 8.5176    | 6.0571   | 9.4112   | 13.2832   | 8.2141    | 5.0691   | 7.2066   | 6.6127   | 6.3979   | 10.7950 | 82.0239  |         |
|     | S          | 126.383  | 91.539   | 93.328    | 112.708   | 66.076   | 110.265  | 89.980    | 79.105    | 107.604  | 125.169  | 108.263  | 94.100   | 98.657  | 100.946  |         |

**Event:** MRTI Test Day - Barber  
**Track:** Barber Motorsports Park  
**Report:** Section Data Report  
**Session:** Pro Mazda Practice 2

2.3 mile(s)  
Pro Mazda  
April 23, 2015



**Section Data for Car 28 - Kellett, Dalton**

| Lap | T/SF to PI |         |
|-----|------------|---------|
| 1   | T          |         |
|     | S          |         |
| 2   | T          |         |
|     | S          |         |
| 3   | T          |         |
|     | S          |         |
| 4   | T          |         |
|     | S          |         |
| 5   | T          | 99.5691 |
|     | S          | 76.687  |

Event: **MRTI Test Day - Barber**  
 Track: **Barber Motorsports Park**  
 Report: **Section Data Report**  
 Session: **Pro Mazda Practice 2**

2.3 mile(s)



Pro Mazda  
 April 23, 2015

Section Data for Car 3 - Alberico, Neil

| Lap | T/SF to I1 | I1 to I2 | I2 to I3 | I2 to I3A | I3A to I3 | I3 to I4 | I4 to I5 | I4 to I5A | I5A to I5 | I5 to I6 | I6 to I7 | I7 to I8 | I8 to SF | Lap     | PI to PO |          |
|-----|------------|----------|----------|-----------|-----------|----------|----------|-----------|-----------|----------|----------|----------|----------|---------|----------|----------|
| 1   | T          | 2.5893   | 12.4941  | 15.4919   | 8.8270    | 6.6649   | 9.9106   | 13.9490   | 8.8731    | 5.0759   | 7.2616   | 6.9306   | 7.1584   | 11.6472 | 87.4327  |          |
|     | S          | 117.441  | 83.057   | 87.802    | 108.757   | 60.050   | 104.709  | 85.686    | 73.230    | 107.460  | 124.221  | 103.297  | 84.103   | 91.438  | 94.701   |          |
| 2   | T          | 2.4996   | 12.0448  | 15.2288   | 8.7607    | 6.4681   | 9.6731   | 13.5735   | 8.5115    | 5.0620   | 7.2180   | 6.7088   | 6.6437   | 11.2653 | 84.8556  |          |
|     | S          | 121.656  | 86.156   | 89.319    | 109.580   | 61.877   | 107.280  | 88.056    | 76.341    | 107.755  | 124.972  | 106.712  | 90.619   | 94.538  | 97.578   |          |
| 3   | T          | 2.4769   | 11.5575  | 14.9505   | 8.5829    | 6.3676   | 9.6019   | 13.4625   | 8.4114    | 5.0511   | 7.1943   | 6.6528   | 6.5884   | 11.1788 | 83.6636  |          |
|     | S          | 122.771  | 89.788   | 90.982    | 111.850   | 62.854   | 108.075  | 88.782    | 77.249    | 107.987  | 125.383  | 107.610  | 91.380   | 95.270  | 98.968   |          |
| 4   | T          | 2.4808   | 11.5340  | 14.9401   | 8.5705    | 6.3696   | 9.5853   | 13.4033   | 8.3602    | 5.0431   | 7.1880   | 6.5116   | 6.5479   | 11.2000 | 83.3910  |          |
|     | S          | 122.578  | 89.971   | 91.045    | 112.012   | 62.834   | 108.262  | 89.174    | 77.722    | 108.159  | 125.493  | 109.944  | 91.945   | 95.089  | 99.291   |          |
| 5   | T          | 2.4532   | 11.6279  | 14.8372   | 8.5751    | 6.2621   | 9.5560   | 13.5536   | 8.5055    | 5.0481   | 7.1942   | 6.6965   | 6.4740   | 11.0801 | 83.4727  |          |
|     | S          | 123.957  | 89.245   | 91.677    | 111.952   | 63.913   | 108.594  | 88.185    | 76.394    | 108.051  | 125.385  | 106.908  | 92.994   | 96.118  | 99.194   |          |
| 6   | T          | 2.5281   | 11.9461  | 14.8405   | 8.5477    | 6.2928   | 9.5297   | 13.5778   | 8.5241    | 5.0537   | 7.2121   | 6.5251   | 6.5771   | 11.3129 | 84.0494  |          |
|     | S          | 120.284  | 86.867   | 91.656    | 112.311   | 63.601   | 108.894  | 88.028    | 76.228    | 107.932  | 125.074  | 109.716  | 91.537   | 94.140  | 98.513   |          |
| 7   | T          | 2.4331   | 11.7765  | 15.0886   | 8.5574    | 6.5312   | 10.1229  | 14.1004   | 8.9388    | 5.1616   | 7.5871   | 6.9169   | 6.4264   | 11.0383 | 85.4902  |          |
|     | S          | 124.981  | 88.118   | 90.149    | 112.184   | 61.279   | 102.513  | 84.765    | 72.691    | 105.675  | 118.892  | 103.501  | 93.683   | 96.482  | 96.853   |          |
| 8   | T          |          |          | 16.2808   | 9.2719    | 7.0089   | 10.4205  | 13.6676   | 8.6189    | 5.0487   | 7.1977   | 6.4093   |          |         | 328.1677 | 240.3474 |
|     | S          |          |          | 83.548    | 103.539   | 57.103   | 99.585   | 87.450    | 75.389    | 108.039  | 125.324  | 111.698  |          |         | 25.231   | 3.637    |
| 9   | T          | 2.4206   | 11.4721  | 14.8207   | 8.5852    | 6.2355   | 9.4760   | 13.4389   | 8.4023    | 5.0366   | 7.1878   | 6.5651   | 6.3003   | 10.9227 | 82.6042  |          |
|     | S          | 125.626  | 90.457   | 91.779    | 111.820   | 64.185   | 109.511  | 88.938    | 77.333    | 108.298  | 125.497  | 109.048  | 95.558   | 97.503  | 100.237  |          |
| 10  | T          | 2.4049   | 11.5145  | 14.8235   | 8.6142    | 6.2093   | 10.1371  | 20.3390   | 11.1037   | 9.2353   | 13.8817  | 6.7274   | 6.3024   | 10.9047 | 97.0352  |          |
|     | S          | 126.446  | 90.124   | 91.762    | 111.444   | 64.456   | 102.369  | 58.765    | 58.519    | 59.062   | 64.981   | 106.417  | 95.526   | 97.664  | 85.330   |          |
| 11  | T          | 2.4202   | 11.3381  | 14.7564   | 8.5159    | 6.2405   | 9.4233   | 13.3788   | 8.3651    | 5.0137   | 7.4768   | 6.3509   | 6.3542   | 10.8845 | 82.3832  |          |
|     | S          | 125.647  | 91.526   | 92.179    | 112.730   | 64.134   | 110.124  | 89.337    | 77.677    | 108.793  | 120.646  | 112.726  | 94.748   | 97.846  | 100.506  |          |
| 12  | T          | 2.4038   | 11.4002  | 14.6463   | 8.4946    | 6.1517   | 9.4113   | 13.3225   | 8.2917    | 5.0308   | 7.2086   | 6.3193   | 6.3555   | 10.8436 | 81.9111  |          |
|     | S          | 126.504  | 91.027   | 92.872    | 113.013   | 65.060   | 110.264  | 89.715    | 78.364    | 108.423  | 125.135  | 113.289  | 94.728   | 98.215  | 101.085  |          |
| 13  | T          | 2.3977   | 11.3829  | 14.7366   | 8.5123    | 6.2243   | 9.4670   | 13.4702   | 8.4399    | 5.0303   | 7.1965   | 6.2710   | 6.3288   | 10.8243 | 82.0750  |          |
|     | S          | 126.826  | 91.165   | 92.303    | 112.778   | 64.301   | 109.615  | 88.731    | 76.988    | 108.434  | 125.345  | 114.162  | 95.128   | 98.390  | 100.883  |          |
| 14  | T          | 2.3949   | 11.4704  | 14.7084   | 8.5366    | 6.1718   | 9.4089   | 13.3933   | 8.3740    | 5.0193   | 7.1788   | 6.3998   | 6.3130   | 10.8754 | 82.1429  |          |
|     | S          | 126.974  | 90.470   | 92.480    | 112.457   | 64.848   | 110.292  | 89.241    | 77.594    | 108.671  | 125.654  | 111.864  | 95.366   | 97.927  | 100.800  |          |
| 15  | T          | 2.3948   | 11.4348  | 14.6950   | 8.4837    | 6.2113   | 9.4231   | 13.3361   | 8.3285    | 5.0076   | 7.1543   | 6.3474   | 6.4502   | 10.8158 | 82.0515  |          |
|     | S          | 126.980  | 90.752   | 92.564    | 113.158   | 64.435   | 110.126  | 89.623    | 78.018    | 108.925  | 126.084  | 112.788  | 93.337   | 98.467  | 100.912  |          |
| 16  | T          | 2.3923   | 11.4520  | 14.7604   | 8.5285    | 6.2319   | 9.4294   | 13.3257   | 8.3199    | 5.0058   | 7.1421   | 6.3319   | 6.3010   | 10.8298 | 81.9646  |          |
|     | S          | 127.112  | 90.615   | 92.154    | 112.564   | 64.222   | 110.052  | 89.693    | 78.099    | 108.965  | 126.300  | 113.064  | 95.548   | 98.340  | 101.019  |          |
| 17  | T          | 2.5115   | 12.1547  | 14.9846   | 8.6967    | 6.2879   | 9.6469   | 13.8300   | 8.7580    | 5.0720   | 7.2489   | 6.7158   | 6.4188   | 10.8904 | 84.4016  |          |
|     | S          | 121.079  | 85.377   | 90.775    | 110.387   | 63.650   | 107.571  | 86.423    | 74.192    | 107.542  | 124.439  | 106.601  | 93.794   | 97.793  | 98.102   |          |
| 18  | T          |          |          | 15.7361   | 8.7420    | 6.9941   | 13.3123  | 13.4286   | 8.4244    | 5.0042   | 7.1529   | 6.4405   |          |         | 223.2603 | 135.3247 |
|     | S          |          |          | 86.440    | 109.815   | 57.224   | 77.953   | 89.006    | 77.130    | 108.999  | 126.109  | 111.157  |          |         | 37.087   | 6.459    |
| 19  | T          | 2.4087   | 11.4884  | 14.7087   | 8.5101    | 6.1986   | 9.3959   | 13.3572   | 8.3479    | 5.0093   | 7.1339   | 6.3560   | 6.3888   | 10.8546 | 82.0922  |          |
|     | S          | 126.247  | 90.328   | 92.478    | 112.807   | 64.567   | 110.445  | 89.482    | 77.837    | 108.888  | 126.445  | 112.635  | 94.235   | 98.115  | 100.862  |          |

**Event:** MRTI Test Day - Barber  
**Track:** Barber Motorsports Park  
**Report:** Section Data Report  
**Session:** Pro Mazda Practice 2

2.3 mile(s)   
**Pro Mazda**  
**April 23, 2015**

**Section Data for Car 3 - Alberico, Neil**

| Lap | T/SPO to SF | SF to PI |
|-----|-------------|----------|
| 1   | T 93.4563   |          |
|     | S 84.702    |          |
| 2   | T           |          |
|     | S           |          |
| 3   | T           |          |
|     | S           |          |
| 4   | T           |          |
|     | S           |          |
| 5   | T           |          |
|     | S           |          |
| 6   | T           |          |
|     | S           |          |
| 7   | T 86.4852   | 86.4852  |
|     | S 88.289    | 88.289   |
| 8   | T 86.5836   |          |
|     | S 91.425    |          |
| 9   | T           |          |
|     | S           |          |
| 10  | T           |          |
|     | S           |          |
| 11  | T           |          |
|     | S           |          |
| 12  | T           |          |
|     | S           |          |
| 13  | T           |          |
|     | S           |          |
| 14  | T           |          |
|     | S           |          |
| 15  | T           |          |
|     | S           |          |
| 16  | T           |          |
|     | S           |          |
| 17  | T 86.2765   | 86.2765  |
|     | S 88.502    | 88.502   |
| 18  | T 85.9949   |          |
|     | S 92.051    |          |
| 19  | T           |          |
|     | S           |          |

**Event:** MRTI Test Day - Barber  
**Track:** Barber Motorsports Park  
**Report:** Section Data Report  
**Session:** Pro Mazda Practice 2

2.3 mile(s)



**Pro Mazda**  
**April 23, 2015**

**Section Data for Car 3 - Alberico, Neil**

| Lap | T/SF to I1 | I1 to I2 | I2 to I3 | I2 to I3A | I3A to I3 | I3 to I4 | I4 to I5 | I4 to I5A | I5A to I5 | I5 to I6 | I6 to I7 | I7 to I8 | I8 to SF | Lap     | PI to PO |  |
|-----|------------|----------|----------|-----------|-----------|----------|----------|-----------|-----------|----------|----------|----------|----------|---------|----------|--|
| 20  | T          | 2.4078   | 11.4944  | 14.8042   | 8.5783    | 6.2259   | 9.4131   | 13.3930   | 8.3967    | 4.9963   | 7.1141   | 6.3909   | 6.3453   | 11.0520 | 82.4148  |  |
|     | S          | 126.294  | 90.281   | 91.881    | 111.910   | 64.284   | 110.243  | 89.243    | 77.384    | 109.172  | 126.797  | 112.020  | 94.881   | 96.363  | 100.467  |  |
| 21  | T          | 2.4081   | 11.5953  | 14.6680   | 8.4478    | 6.2202   | 9.3633   | 13.3622   | 8.3758    | 4.9864   | 7.0861   | 6.4350   | 6.4234   | 10.8169 | 82.1583  |  |
|     | S          | 126.278  | 89.496   | 92.734    | 113.639   | 64.343   | 110.829  | 89.448    | 77.577    | 109.388  | 127.298  | 111.252  | 93.727   | 98.457  | 100.781  |  |
| 22  | T          | 2.4082   | 11.5618  | 14.7229   | 8.4535    | 6.2694   | 9.3958   | 13.3782   | 8.3974    | 4.9808   | 7.0834   | 6.4045   | 6.4186   | 10.8337 | 82.2071  |  |
|     | S          | 126.273  | 89.755   | 92.389    | 113.562   | 63.838   | 110.446  | 89.341    | 77.378    | 109.511  | 127.346  | 111.782  | 93.797   | 98.304  | 100.721  |  |
| 23  | T          | 2.4094   | 11.5288  | 14.7408   | 8.4537    | 6.2871   | 9.4098   | 13.4344   | 8.4611    | 4.9733   | 7.0825   | 6.4114   | 6.4368   | 10.8172 | 82.2711  |  |
|     | S          | 126.210  | 90.012   | 92.276    | 113.560   | 63.658   | 110.282  | 88.968    | 76.795    | 109.677  | 127.363  | 111.663  | 93.532   | 98.454  | 100.643  |  |

**Event:** MRTI Test Day - Barber  
**Track:** Barber Motorsports Park  
**Report:** Section Data Report  
**Session:** Pro Mazda Practice 2

2.3 mile(s)  
**Pro Mazda**  
**April 23, 2015**



**Section Data for Car 3 - Alberico, Neil**

| Lap | T/SPO to SF | SF to PI |
|-----|-------------|----------|
| 20  | T           |          |
|     | S           |          |
| 21  | T           |          |
|     | S           |          |
| 22  | T           |          |
|     | S           |          |
| 23  | T           | 85.2400  |
|     | S           | 89.579   |



Event: MRTI Test Day - Barber  
Track: Barber Motorsports Park  
Report: Section Data Report  
Session: Pro Mazda Practice 2

2.3 mile(s)



Pro Mazda  
April 23, 2015

Section Data for Car 37 - Horak(E), Jay

| Lap | T/SF to I1 | I1 to I2 | I2 to I3 | I2 to I3A | I3A to I3 | I3 to I4 | I4 to I5 | I4 to I5A | I5A to I5 | I5 to I6 | I6 to I7 | I7 to I8 | I8 to SF | Lap     | PO to SF |          |
|-----|------------|----------|----------|-----------|-----------|----------|----------|-----------|-----------|----------|----------|----------|----------|---------|----------|----------|
| 1   | T          | 2.9530   | 13.8491  | 16.4728   | 9.5201    | 6.9527   | 10.5842  | 14.7310   | 9.3984    | 5.3326   | 8.3464   | 8.0413   | 8.4397   | 13.7280 | 97.1455  | 116.4260 |
|     | S          | 102.977  | 74.931   | 82.574    | 100.839   | 57.564   | 98.045   | 81.137    | 69.137    | 102.287  | 108.076  | 89.029   | 71.335   | 77.579  | 85.233   | 67.991   |
| 2   | T          | 2.6436   | 12.7562  | 15.5481   | 9.0551    | 6.4930   | 10.1907  | 15.0874   | 9.1906    | 5.8968   | 8.0069   | 7.9053   | 8.1781   | 12.0017 | 92.3180  |          |
|     | S          | 115.029  | 81.351   | 87.485    | 106.018   | 61.640   | 101.831  | 79.220    | 70.700    | 92.500   | 112.659  | 90.561   | 73.617   | 88.737  | 89.690   |          |
| 3   | T          | 2.7004   | 13.3994  | 15.8198   | 9.1916    | 6.6282   | 10.1119  | 14.0313   | 8.8410    | 5.1903   | 7.7498   | 7.5074   | 7.3801   | 11.7275 | 90.4276  |          |
|     | S          | 112.610  | 77.446   | 85.983    | 104.443   | 60.382   | 102.624  | 85.183    | 73.495    | 105.091  | 116.396  | 95.360   | 81.577   | 90.812  | 91.565   |          |
| 4   | T          | 2.5788   | 12.5074  | 15.2652   | 8.8635    | 6.4017   | 10.0318  | 13.9921   | 8.8344    | 5.1577   | 7.7726   | 7.4827   | 7.3858   | 11.6764 | 88.6928  |          |
|     | S          | 117.920  | 82.969   | 89.106    | 108.309   | 62.519   | 103.444  | 85.422    | 73.550    | 105.755  | 116.055  | 95.675   | 81.514   | 91.210  | 93.356   |          |
| 5   | T          | 2.6697   | 12.4786  | 15.8474   | 9.3422    | 6.5052   | 10.0798  | 13.9628   | 8.8160    | 5.1468   | 7.6750   | 7.2726   | 7.2277   | 11.6236 | 88.8372  |          |
|     | S          | 113.905  | 83.161   | 85.833    | 102.760   | 61.524   | 102.951  | 85.601    | 73.704    | 105.979  | 117.530  | 98.439   | 83.297   | 91.624  | 93.204   |          |
| 6   | T          | 2.5228   | 12.3273  | 15.4198   | 8.9349    | 6.4849   | 9.9592   | 13.8764   | 8.7327    | 5.1437   | 7.6892   | 7.3910   | 7.6330   | 11.5226 | 88.3413  |          |
|     | S          | 120.537  | 84.181   | 88.213    | 107.444   | 61.717   | 104.198  | 86.134    | 74.407    | 106.043  | 117.313  | 96.862   | 78.874   | 92.427  | 93.727   |          |
| 7   | T          | 2.5335   | 12.0416  | 15.3537   | 8.8422    | 6.5115   | 9.9274   | 13.9108   | 8.7809    | 5.1299   | 7.5100   | 7.2206   | 7.3724   | 11.5068 | 87.3768  |          |
|     | S          | 120.028  | 86.179   | 88.593    | 108.570   | 61.465   | 104.532  | 85.921    | 73.998    | 106.328  | 120.113  | 99.148   | 81.662   | 92.554  | 94.762   |          |
| 8   | T          | 2.4997   | 12.3053  | 15.1171   | 8.6955    | 6.4216   | 9.8972   | 13.8405   | 8.7099    | 5.1306   | 7.8012   | 7.4928   | 6.9436   | 11.2522 | 87.1496  |          |
|     | S          | 121.651  | 84.332   | 89.979    | 110.402   | 62.325   | 104.851  | 86.357    | 74.602    | 106.314  | 115.629  | 95.546   | 86.705   | 94.648  | 95.009   |          |
| 9   | T          | 2.5542   | 12.1563  | 15.0533   | 8.7799    | 6.2734   | 9.8752   | 13.7875   | 8.6616    | 5.1259   | 7.4638   | 7.1175   | 6.9801   | 11.3386 | 86.3265  |          |
|     | S          | 119.055  | 85.365   | 90.361    | 109.341   | 63.798   | 105.084  | 86.689    | 75.018    | 106.411  | 120.856  | 100.584  | 86.252   | 93.927  | 95.915   |          |
| 10  | T          | 2.8619   | 12.6243  | 15.2662   | 8.7789    | 6.4873   | 9.8368   | 13.8983   | 8.7519    | 5.1464   | 7.6335   | 7.6188   | 7.0076   | 11.2438 | 87.9912  |          |
|     | S          | 106.255  | 82.201   | 89.101    | 109.353   | 61.694   | 105.494  | 85.998    | 74.244    | 105.988  | 118.169  | 93.966   | 85.913   | 94.719  | 94.100   |          |
| 11  | T          | 2.5502   | 12.1485  | 15.9078   | 8.6579    | 7.2499   | 10.1173  | 16.1887   | 9.7176    | 6.4711   | 7.7917   | 7.3161   | 7.1535   | 11.1609 | 90.3347  |          |
|     | S          | 119.242  | 85.420   | 85.507    | 110.881   | 55.205   | 102.570  | 73.831    | 66.866    | 84.291   | 115.770  | 97.854   | 84.161   | 95.422  | 91.659   |          |
| 12  | T          | 2.4908   | 12.1496  | 15.0965   | 8.6566    | 6.4399   | 9.8393   | 13.8323   | 8.7062    | 5.1261   | 8.2618   | 8.9337   | 7.1178   | 11.0576 | 88.7794  |          |
|     | S          | 122.086  | 85.412   | 90.102    | 110.898   | 62.148   | 105.468  | 86.408    | 74.633    | 106.407  | 109.183  | 80.136   | 84.583   | 96.314  | 93.265   |          |

**Event:** MRTI Test Day - Barber  
**Track:** Barber Motorsports Park  
**Report:** Section Data Report  
**Session:** Pro Mazda Practice 2

2.3 mile(s)   
 Pro Mazda  
 April 23, 2015

**Section Data for Car 37 - Horak(E), Jay**

| Lap | T/SF to PI |         |
|-----|------------|---------|
| 1   | T          |         |
|     | S          |         |
| 2   | T          |         |
|     | S          |         |
| 3   | T          |         |
|     | S          |         |
| 4   | T          |         |
|     | S          |         |
| 5   | T          |         |
|     | S          |         |
| 6   | T          |         |
|     | S          |         |
| 7   | T          |         |
|     | S          |         |
| 8   | T          |         |
|     | S          |         |
| 9   | T          |         |
|     | S          |         |
| 10  | T          |         |
|     | S          |         |
| 11  | T          |         |
|     | S          |         |
| 12  | T          | 95.7078 |
|     | S          | 79.781  |

Event: MRTI Test Day - Barber  
Track: Barber Motorsports Park  
Report: Section Data Report  
Session: Pro Mazda Practice 2

2.3 mile(s)



Pro Mazda  
April 23, 2015

Section Data for Car 5 - Grist, Garrett

| Lap | T/SF to I1 | I1 to I2 | I2 to I3 | I2 to I3A | I3A to I3 | I3 to I4 | I4 to I5 | I4 to I5A | I5A to I5 | I5 to I6 | I6 to I7 | I7 to I8 | I8 to SF | Lap     | PI to PO |          |
|-----|------------|----------|----------|-----------|-----------|----------|----------|-----------|-----------|----------|----------|----------|----------|---------|----------|----------|
| 1   | T          | 2.4769   | 12.0299  | 15.0448   | 8.7848    | 6.2600   | 9.5723   | 13.5781   | 8.5019    | 5.0762   | 7.2551   | 6.7763   | 6.7496   | 11.1114 | 84.5944  |          |
|     | S          | 122.771  | 86.262   | 90.412    | 109.280   | 63.934   | 108.409  | 88.026    | 76.427    | 107.453  | 124.333  | 105.649  | 89.197   | 95.848  | 97.879   |          |
| 2   | T          | 2.4972   | 11.8506  | 14.8594   | 8.7110    | 6.1484   | 9.4765   | 13.5576   | 8.4853    | 5.0723   | 7.2582   | 6.5909   | 6.5422   | 11.0613 | 83.6939  |          |
|     | S          | 121.773  | 87.567   | 91.540    | 110.205   | 65.095   | 109.505  | 88.159    | 76.576    | 107.536  | 124.279  | 108.621  | 92.025   | 96.282  | 98.932   |          |
| 3   | T          | 2.4405   | 11.4426  | 14.7537   | 8.6298    | 6.1239   | 9.4195   | 13.3564   | 8.3192    | 5.0372   | 7.2203   | 6.6369   | 6.4166   | 10.9636 | 82.6501  |          |
|     | S          | 124.602  | 90.690   | 92.196    | 111.242   | 65.355   | 110.168  | 89.487    | 78.105    | 108.285  | 124.932  | 107.868  | 93.826   | 97.140  | 100.181  |          |
| 4   | T          | 2.4241   | 11.4934  | 14.7366   | 8.6086    | 6.1280   | 9.4489   | 13.2905   | 8.2649    | 5.0256   | 7.1895   | 6.4182   | 6.3993   | 10.9748 | 82.3753  |          |
|     | S          | 125.445  | 90.289   | 92.303    | 111.516   | 65.311   | 109.825  | 89.931    | 78.618    | 108.535  | 125.467  | 111.544  | 94.080   | 97.040  | 100.516  |          |
| 5   | T          | 2.4193   | 11.4719  | 14.8494   | 8.6582    | 6.1912   | 9.5241   | 13.6153   | 8.5469    | 5.0684   | 7.2094   | 6.5909   | 6.4233   | 10.8370 | 82.9406  |          |
|     | S          | 125.694  | 90.458   | 91.601    | 110.878   | 64.645   | 108.958  | 87.786    | 76.024    | 107.619  | 125.121  | 108.621  | 93.728   | 98.274  | 99.830   |          |
| 6   | T          | 2.4232   | 11.6068  | 14.7332   | 8.6139    | 6.1193   | 9.4627   | 13.2852   | 8.2558    | 5.0294   | 7.1666   | 6.4970   | 6.4013   | 10.9329 | 82.5089  |          |
|     | S          | 125.491  | 89.407   | 92.324    | 111.448   | 65.404   | 109.665  | 89.967    | 78.705    | 108.453  | 125.868  | 110.191  | 94.050   | 97.412  | 100.353  |          |
| 7   | T          |          |          | 16.1501   | 9.2615    | 6.8886   | 9.8619   | 14.0546   | 8.8917    | 5.1629   | 7.6307   | 7.0160   |          |         | 288.8835 | 203.1462 |
|     | S          |          |          | 84.224    | 103.655   | 58.100   | 105.226  | 85.042    | 73.076    | 105.649  | 118.213  | 102.039  |          |         | 28.662   | 4.303    |
| 8   | T          | 2.4811   | 11.6574  | 14.8570   | 8.6687    | 6.1883   | 9.4980   | 13.3317   | 8.2773    | 5.0544   | 7.1856   | 6.3565   | 6.6025   | 11.1657 | 83.1355  |          |
|     | S          | 122.563  | 89.019   | 91.555    | 110.743   | 64.675   | 109.257  | 89.653    | 78.501    | 107.917  | 125.535  | 112.626  | 91.184   | 95.381  | 99.596   |          |
| 9   | T          | 2.4456   | 11.4545  | 14.7548   | 8.5800    | 6.1748   | 9.4239   | 13.2343   | 8.2122    | 5.0221   | 7.1479   | 6.3470   | 6.3642   | 10.9454 | 82.1176  |          |
|     | S          | 124.342  | 90.596   | 92.189    | 111.888   | 64.816   | 110.117  | 90.313    | 79.123    | 108.611  | 126.197  | 112.795  | 94.599   | 97.301  | 100.831  |          |
| 10  | T          | 2.4205   | 11.4433  | 14.7220   | 8.5920    | 6.1300   | 9.4441   | 13.3127   | 8.3035    | 5.0092   | 8.6140   | 6.6442   | 6.2853   | 10.7567 | 83.6428  |          |
|     | S          | 125.631  | 90.684   | 92.394    | 111.732   | 65.290   | 109.881  | 89.781    | 78.253    | 108.891  | 104.719  | 107.749  | 95.786   | 99.008  | 98.992   |          |
| 11  | T          | 2.4650   | 12.5739  | 22.1941   | 14.6374   | 7.5567   | 13.5250  | 16.3297   | 10.4515   | 5.8782   | 10.9897  | 8.9962   | 6.2921   | 10.9268 | 104.2925 |          |
|     | S          | 123.363  | 82.530   | 61.288    | 65.585    | 52.963   | 76.727   | 73.193    | 62.176    | 92.793   | 82.081   | 79.579   | 95.683   | 97.467  | 79.392   |          |

**Event:** MRTI Test Day - Barber  
**Track:** Barber Motorsports Park  
**Report:** Section Data Report  
**Session:** Pro Mazda Practice 2

2.3 mile(s)   
 Pro Mazda  
 April 23, 2015

**Section Data for Car 5 - Grist, Garrett**

| Lap | T/SPO to SF | SF to PI |
|-----|-------------|----------|
| 1   | T           | 90.3214  |
|     | S           | 87.642   |
| 2   | T           |          |
|     | S           |          |
| 3   | T           |          |
|     | S           |          |
| 4   | T           |          |
|     | S           |          |
| 5   | T           |          |
|     | S           |          |
| 6   | T           | 80.9147  |
|     | S           | 94.367   |
| 7   | T           | 87.7655  |
|     | S           | 90.194   |
| 8   | T           |          |
|     | S           |          |
| 9   | T           |          |
|     | S           |          |
| 10  | T           |          |
|     | S           |          |
| 11  | T           | 109.9581 |
|     | S           | 69.442   |

Event: MRTI Test Day - Barber  
Track: Barber Motorsports Park  
Report: Section Data Report  
Session: Pro Mazda Practice 2

2.3 mile(s)



Pro Mazda  
April 23, 2015

Section Data for Car 6 - Buret, Timothe (R)

| Lap | T/SF to I1 | I1 to I2 | I2 to I3 | I2 to I3A | I3A to I3 | I3 to I4 | I4 to I5 | I4 to I5A | I5A to I5 | I5 to I6 | I6 to I7 | I7 to I8 | I8 to SF | Lap      | PI to PO |          |
|-----|------------|----------|----------|-----------|-----------|----------|----------|-----------|-----------|----------|----------|----------|----------|----------|----------|----------|
| 1   | T          |          | 17.8546  | 10.2537   | 7.6009    | 10.7006  | 14.6926  | 9.4626    | 5.2300    | 7.9009   | 7.8215   |          |          | 954.7004 | 857.9384 |          |
|     | S          |          | 76.184   | 93.625    | 52.655    | 96.978   | 81.349   | 68.667    | 104.293   | 114.170  | 91.531   |          |          | 8.673    | 1.019    |          |
| 2   | T          | 2.5451   | 12.0883  | 15.1069   | 8.7698    | 6.3371   | 9.7201   | 13.8300   | 8.7868    | 5.0432   | 7.1882   | 7.0182   | 7.1085   | 11.3120  | 85.9173  |          |
|     | S          | 119.481  | 85.846   | 90.040    | 109.467   | 63.156   | 106.761  | 86.423    | 73.949    | 108.156  | 125.490  | 102.008  | 84.694   | 94.148   | 96.372   |          |
| 3   | T          | 2.4373   | 11.5753  | 14.7253   | 8.5469    | 6.1784   | 9.4997   | 13.5698   | 8.5479    | 5.0219   | 7.1366   | 6.5958   | 6.4424   | 11.0749  | 83.0571  |          |
|     | S          | 124.765  | 89.650   | 92.373    | 112.321   | 64.778   | 109.238  | 88.080    | 76.015    | 108.615  | 126.397  | 108.540  | 93.450   | 96.163   | 99.690   |          |
| 4   | T          | 2.4027   | 11.4458  | 14.6859   | 8.5556    | 6.1303   | 9.3891   | 13.2214   | 8.2125    | 5.0089   | 7.1429   | 6.4732   | 6.3725   | 10.9144  | 82.0479  |          |
|     | S          | 126.562  | 90.664   | 92.621    | 112.207   | 65.287   | 110.525  | 90.401    | 79.120    | 108.897  | 126.286  | 110.596  | 94.476   | 97.578   | 100.917  |          |
| 5   | T          | 2.3955   | 11.4131  | 14.5800   | 8.5068    | 6.0732   | 9.3979   | 13.3373   | 8.3414    | 4.9959   | 7.1235   | 6.4147   | 6.3623   | 10.7416  | 81.7659  |          |
|     | S          | 126.943  | 90.924   | 93.294    | 112.851   | 65.901   | 110.421  | 89.615    | 77.897    | 109.180  | 126.630  | 111.604  | 94.627   | 99.147   | 101.265  |          |
| 6   | T          | 2.3984   | 11.4235  | 14.5702   | 8.4729    | 6.0973   | 9.3493   | 13.2589   | 8.2507    | 5.0082   | 7.1452   | 6.4709   | 6.3000   | 10.8417  | 81.7581  |          |
|     | S          | 126.789  | 90.841   | 93.357    | 113.302   | 65.640   | 110.995  | 90.145    | 78.754    | 108.912  | 126.245  | 110.635  | 95.563   | 98.232   | 101.274  |          |
| 7   | T          | 4.1756   | 14.3056  | 14.9488   | 8.6825    | 6.2663   | 11.1175  | 14.3088   | 8.8462    | 5.4626   | 7.9254   | 6.9027   | 6.2769   | 11.8028  | 91.7641  |          |
|     | S          | 72.826   | 72.540   | 90.992    | 110.567   | 63.870   | 93.342   | 83.531    | 73.452    | 99.853   | 113.817  | 103.714  | 95.914   | 90.233   | 90.231   |          |
| 8   | T          | 2.3878   | 11.4361  | 14.6672   | 8.5287    | 6.1385   | 9.3524   | 13.3595   | 8.3690    | 4.9905   | 7.1326   | 6.4561   | 6.3521   | 10.7870  | 81.9308  |          |
|     | S          | 127.352  | 90.741   | 92.739    | 112.561   | 65.200   | 110.958  | 89.466    | 77.640    | 109.299  | 126.468  | 110.889  | 94.779   | 98.730   | 101.061  |          |
| 9   | T          |          |          | 18.9327   | 11.3543   | 7.5784   | 10.8648  | 15.6671   | 10.1772   | 5.4899   | 7.9106   | 7.2644   |          |          | 201.2556 | 104.5706 |
|     | S          |          |          | 71.845    | 84.549    | 52.812   | 95.513   | 76.289    | 63.846    | 99.356   | 114.030  | 98.550   |          |          | 41.142   | 8.359    |
| 10  | T          | 2.8687   | 12.1954  | 14.9500   | 8.6093    | 6.3407   | 9.4986   | 13.4667   | 8.4707    | 4.9960   | 7.1169   | 6.5063   | 7.0232   | 13.0643  | 86.6901  |          |
|     | S          | 106.003  | 85.092   | 90.985    | 111.507   | 63.120   | 109.251  | 88.754    | 76.708    | 109.178  | 126.747  | 110.033  | 85.722   | 81.520   | 95.513   |          |
| 11  | T          | 2.4079   | 11.4229  | 14.6468   | 8.4642    | 6.1826   | 9.3369   | 13.2396   | 8.2308    | 5.0088   | 7.1266   | 6.3873   | 6.2631   | 10.8306  | 81.6617  |          |
|     | S          | 126.289  | 90.846   | 92.869    | 113.419   | 64.734   | 111.143  | 90.277    | 78.944    | 108.899  | 126.574  | 112.083  | 96.126   | 98.333   | 101.394  |          |
| 12  | T          | 2.3980   | 11.3339  | 14.5444   | 8.4416    | 6.1028   | 9.3237   | 13.1739   | 8.1693    | 5.0046   | 7.1048   | 6.3439   | 6.2768   | 10.9250  | 81.4244  |          |
|     | S          | 126.810  | 91.560   | 93.522    | 113.723   | 65.581   | 111.300  | 90.727    | 79.538    | 108.991  | 126.963  | 112.850  | 95.916   | 97.483   | 101.689  |          |
| 13  | T          | 2.3919   | 11.2238  | 14.5164   | 8.4259    | 6.0905   | 9.3182   | 13.2285   | 8.2624    | 4.9661   | 7.1141   | 6.5324   | 6.2336   | 10.8899  | 81.4488  |          |
|     | S          | 127.134  | 92.458   | 93.703    | 113.934   | 65.713   | 111.366  | 90.352    | 78.642    | 109.836  | 126.797  | 109.594  | 96.581   | 97.797   | 101.659  |          |
| 14  | T          | 2.3961   | 11.3001  | 14.5141   | 8.3631    | 6.1510   | 9.3144   | 13.2109   | 8.2277    | 4.9832   | 7.0912   | 6.3308   | 6.3557   | 10.6936  | 81.2069  |          |
|     | S          | 126.911  | 91.833   | 93.718    | 114.790   | 65.067   | 111.411  | 90.473    | 78.974    | 109.459  | 127.206  | 113.084  | 94.725   | 99.592   | 101.962  |          |
| 15  | T          | 2.3928   | 11.3255  | 14.5995   | 8.4206    | 6.1789   | 9.3654   | 13.1237   | 8.1592    | 4.9645   | 7.0676   | 6.3529   | 6.2772   | 10.8344  | 81.3390  |          |
|     | S          | 127.086  | 91.628   | 93.169    | 114.006   | 64.773   | 110.804  | 91.074    | 79.637    | 109.871  | 127.631  | 112.690  | 95.910   | 98.298   | 101.796  |          |
| 16  | T          | 2.3863   | 11.3003  | 14.5767   | 8.4297    | 6.1470   | 9.3358   | 13.1872   | 8.2298    | 4.9574   | 7.0471   | 6.3287   | 6.2695   | 10.8242  | 81.2558  |          |
|     | S          | 127.432  | 91.832   | 93.315    | 113.883   | 65.109   | 111.156  | 90.635    | 78.954    | 110.028  | 128.002  | 113.121  | 96.028   | 98.391   | 101.900  |          |
| 17  | T          | 3.0903   | 14.7554  | 16.8671   | 10.5766   | 6.2905   | 10.8445  | 14.3031   | 9.0301    | 5.2730   | 7.6016   | 6.7683   | 7.6882   | 13.5809  | 95.4994  |          |
|     | S          | 98.402   | 70.329   | 80.644    | 90.766    | 63.624   | 95.692   | 83.564    | 71.956    | 103.443  | 118.665  | 105.774  | 78.308   | 78.419   | 86.702   |          |

**Event:** MRTI Test Day - Barber  
**Track:** Barber Motorsports Park  
**Report:** Section Data Report  
**Session:** Pro Mazda Practice 2

2.3 mile(s)   
**Pro Mazda**  
**April 23, 2015**

**Section Data for Car 6 - Buret, Timothe (R)**

| Lap | T/SPO to SF | SF to PI |
|-----|-------------|----------|
| 1   | T 94.3415   |          |
|     | S 83.907    |          |
| 2   | T           |          |
|     | S           |          |
| 3   | T           |          |
|     | S           |          |
| 4   | T           |          |
|     | S           |          |
| 5   | T           |          |
|     | S           |          |
| 6   | T           |          |
|     | S           |          |
| 7   | T           |          |
|     | S           |          |
| 8   | T           | 83.8488  |
|     | S           | 91.065   |
| 9   | T 97.7154   |          |
|     | S 81.010    |          |
| 10  | T           |          |
|     | S           |          |
| 11  | T           |          |
|     | S           |          |
| 12  | T           |          |
|     | S           |          |
| 13  | T           |          |
|     | S           |          |
| 14  | T           |          |
|     | S           |          |
| 15  | T           |          |
|     | S           |          |
| 16  | T           |          |
|     | S           |          |
| 17  | T           | 93.7090  |
|     | S           | 81.483   |

Event: MRTI Test Day - Barber  
Track: Barber Motorsports Park  
Report: Section Data Report  
Session: Pro Mazda Practice 2

2.3 mile(s)



Pro Mazda  
April 23, 2015

Section Data for Car 7 - Gutierrez, Jose

| Lap | T/SF to I1 | I1 to I2 | I2 to I3 | I2 to I3A | I3A to I3 | I3 to I4 | I4 to I5 | I4 to I5A | I5A to I5 | I5 to I6 | I6 to I7 | I7 to I8 | I8 to SF | Lap     | PI to PO |          |
|-----|------------|----------|----------|-----------|-----------|----------|----------|-----------|-----------|----------|----------|----------|----------|---------|----------|----------|
| 1   | T          | 2.4840   | 11.8588  | 15.1756   | 8.7878    | 6.3878   | 9.5989   | 13.7606   | 8.6653    | 5.0953   | 7.2874   | 6.9093   | 6.6185   | 11.3721 | 85.0652  |          |
|     | S          | 122.420  | 87.507   | 89.633    | 109.242   | 62.655   | 108.109  | 86.859    | 74.986    | 107.051  | 123.782  | 103.615  | 90.964   | 93.650  | 97.337   |          |
| 2   | T          | 2.4334   | 11.5334  | 14.9958   | 8.6843    | 6.3115   | 9.5358   | 13.5655   | 8.4970    | 5.0685   | 7.2387   | 6.6336   | 6.3012   | 11.1246 | 83.3620  |          |
|     | S          | 124.965  | 89.976   | 90.707    | 110.544   | 63.412   | 108.824  | 88.108    | 76.471    | 107.617  | 124.614  | 107.922  | 95.545   | 95.734  | 99.326   |          |
| 3   | T          | 2.4197   | 11.4411  | 14.8845   | 8.6260    | 6.2585   | 9.4755   | 13.4560   | 8.4058    | 5.0502   | 7.1926   | 6.6178   | 6.2757   | 11.0078 | 82.7707  |          |
|     | S          | 125.673  | 90.702   | 91.385    | 111.291   | 63.949   | 109.517  | 88.825    | 77.301    | 108.007  | 125.413  | 108.179  | 95.933   | 96.750  | 100.035  |          |
| 4   | T          | 2.4223   | 11.3888  | 14.8665   | 8.6076    | 6.2589   | 9.5127   | 13.3166   | 8.2789    | 5.0377   | 7.1863   | 6.4259   | 6.6559   | 10.9846 | 82.7596  |          |
|     | S          | 125.538  | 91.118   | 91.496    | 111.529   | 63.945   | 109.089  | 89.755    | 78.485    | 108.275  | 125.523  | 111.410  | 90.453   | 96.954  | 100.049  |          |
| 5   | T          | 2.4237   | 11.4683  | 14.8533   | 8.5998    | 6.2535   | 9.4784   | 13.3931   | 8.3621    | 5.0310   | 7.1983   | 6.4937   | 6.3166   | 10.9930 | 82.6184  |          |
|     | S          | 125.466  | 90.487   | 91.577    | 111.631   | 64.001   | 109.483  | 89.242    | 77.704    | 108.419  | 125.314  | 110.247  | 95.312   | 96.880  | 100.220  |          |
| 6   | T          |          |          | 16.6726   | 9.4692    | 7.2034   | 9.9413   | 14.3062   | 9.0581    | 5.2481   | 9.7208   | 7.0775   |          |         | 197.4973 | 104.8720 |
|     | S          |          |          | 81.585    | 101.381   | 55.561   | 104.385  | 83.546    | 71.734    | 103.934  | 92.795   | 101.153  |          |         | 41.925   | 8.335    |
| 7   | T          | 2.4773   | 11.9332  | 17.7736   | 10.3562   | 7.4174   | 11.1171  | 13.7186   | 8.5812    | 5.1374   | 7.2575   | 6.5284   | 6.5546   | 11.2873 | 88.6476  |          |
|     | S          | 122.751  | 86.961   | 76.531    | 92.698    | 53.958   | 93.345   | 87.125    | 75.720    | 106.173  | 124.291  | 109.661  | 91.851   | 94.354  | 93.404   |          |
| 8   | T          | 2.4223   | 11.5004  | 14.6861   | 8.5408    | 6.1453   | 9.4277   | 13.2922   | 8.2648    | 5.0274   | 7.1613   | 6.3737   | 6.1862   | 10.9088 | 81.9587  |          |
|     | S          | 125.538  | 90.234   | 92.620    | 112.402   | 65.127   | 110.072  | 89.919    | 78.619    | 108.496  | 125.961  | 112.322  | 97.321   | 97.628  | 101.026  |          |
| 9   | T          | 2.4170   | 11.2327  | 14.5596   | 8.4848    | 6.0748   | 9.4152   | 13.2145   | 8.1952    | 5.0193   | 7.1442   | 6.3788   | 6.2306   | 10.8370 | 81.4296  |          |
|     | S          | 125.813  | 92.384   | 93.425    | 113.144   | 65.883   | 110.218  | 90.448    | 79.287    | 108.671  | 126.263  | 112.233  | 96.627   | 98.274  | 101.683  |          |
| 10  | T          | 2.4297   | 11.2110  | 14.6575   | 8.5161    | 6.1414   | 9.4042   | 13.2260   | 8.2303    | 4.9957   | 7.1239   | 6.3681   | 6.1813   | 10.9662 | 81.5679  |          |
|     | S          | 125.156  | 92.563   | 92.801    | 112.728   | 65.169   | 110.347  | 90.370    | 78.949    | 109.185  | 126.622  | 112.421  | 97.398   | 97.117  | 101.511  |          |
| 11  | T          | 2.4097   | 11.2681  | 14.6048   | 8.5353    | 6.0695   | 9.5369   | 13.9798   | 8.8645    | 5.1153   | 8.0318   | 7.9863   | 6.2042   | 10.8284 | 84.8500  |          |
|     | S          | 126.195  | 92.094   | 93.136    | 112.474   | 65.941   | 108.812  | 85.497    | 73.301    | 106.632  | 112.309  | 89.642   | 97.038   | 98.352  | 97.584   |          |

**Event:** MRTI Test Day - Barber  
**Track:** Barber Motorsports Park  
**Report:** Section Data Report  
**Session:** Pro Mazda Practice 2

2.3 mile(s)   
**Pro Mazda**  
**April 23, 2015**

**Section Data for Car 7 - Gutierrez, Jose**

| Lap | T/SPO to SF | SF to PI |
|-----|-------------|----------|
| 1   | T           | 97.8530  |
|     | S           | 80.896   |
| 2   | T           |          |
|     | S           |          |
| 3   | T           |          |
|     | S           |          |
| 4   | T           |          |
|     | S           |          |
| 5   | T           | 84.9867  |
|     | S           | 89.846   |
| 6   | T           | 90.7893  |
|     | S           | 87.190   |
| 7   | T           |          |
|     | S           |          |
| 8   | T           |          |
|     | S           |          |
| 9   | T           |          |
|     | S           |          |
| 10  | T           |          |
|     | S           |          |
| 11  | T           | 88.1836  |
|     | S           | 86.588   |



Event: MRTI Test Day - Barber  
 Track: Barber Motorsports Park  
 Report: Section Data Report  
 Session: Pro Mazda Practice 2

2.3 mile(s)



Pro Mazda  
 April 23, 2015

Section Data for Car 81 - Urrutia, Santiago (R)

| Lap | T/SF to I1 | I1 to I2 | I2 to I3 | I2 to I3A | I3A to I3 | I3 to I4 | I4 to I5 | I4 to I5A | I5A to I5 | I5 to I6 | I6 to I7 | I7 to I8 | I8 to SF | Lap     | PI to PO |          |
|-----|------------|----------|----------|-----------|-----------|----------|----------|-----------|-----------|----------|----------|----------|----------|---------|----------|----------|
| 1   | T          | 2.7223   | 13.6796  | 16.1477   | 9.0427    | 7.1050   | 10.0643  | 14.9104   | 9.6808    | 5.2296   | 8.2347   | 8.2187   | 7.7181   | 12.5393 | 94.2351  |          |
|     | S          | 111.704  | 75.859   | 84.237    | 106.163   | 56.330   | 103.110  | 80.161    | 67.120    | 104.301  | 109.542  | 87.107   | 78.004   | 84.933  | 87.865   |          |
| 2   | T          |          |          | 15.4894   | 8.8477    | 6.6417   | 14.8897  | 14.1384   | 9.0338    | 5.1046   | 7.7715   | 7.3277   |          |         | 260.4871 | 167.6131 |
|     | S          |          |          | 87.817    | 108.503   | 60.260   | 69.694   | 84.538    | 71.927    | 106.855  | 116.071  | 97.699   |          |         | 31.787   | 5.215    |
| 3   | T          | 2.5338   | 12.1018  | 15.0019   | 8.6295    | 6.3724   | 9.6046   | 13.5824   | 8.5435    | 5.0389   | 7.2046   | 6.9094   | 6.6916   | 11.2677 | 84.8978  |          |
|     | S          | 120.014  | 85.750   | 90.670    | 111.246   | 62.806   | 108.045  | 87.998    | 76.055    | 108.249  | 125.204  | 103.614  | 89.970   | 94.518  | 97.529   |          |
| 4   | T          | 2.4595   | 11.6623  | 14.8007   | 8.5660    | 6.2347   | 9.5094   | 13.4799   | 8.4500    | 5.0299   | 7.1668   | 6.9128   | 6.4651   | 11.1165 | 83.5730  |          |
|     | S          | 123.639  | 88.981   | 91.903    | 112.071   | 64.194   | 109.126  | 88.667    | 76.896    | 108.442  | 125.864  | 103.563  | 93.122   | 95.804  | 99.075   |          |
| 5   | T          | 2.4555   | 11.5562  | 14.7368   | 8.5162    | 6.2206   | 9.5024   | 13.4436   | 8.4121    | 5.0315   | 7.1591   | 6.9078   | 6.3810   | 11.1096 | 83.2520  |          |
|     | S          | 123.841  | 89.798   | 92.301    | 112.726   | 64.339   | 109.207  | 88.907    | 77.243    | 108.408  | 126.000  | 103.638  | 94.350   | 95.863  | 99.457   |          |
| 6   | T          | 2.4327   | 11.5287  | 14.6625   | 8.4702    | 6.1923   | 9.4864   | 13.4623   | 8.4460    | 5.0163   | 7.1789   | 6.6812   | 6.5338   | 10.9907 | 82.9572  |          |
|     | S          | 125.001  | 90.013   | 92.769    | 113.339   | 64.633   | 109.391  | 88.783    | 76.933    | 108.736  | 125.652  | 107.153  | 92.143   | 96.900  | 99.811   |          |
| 7   | T          | 2.4363   | 11.4618  | 14.6710   | 8.4936    | 6.1774   | 9.4284   | 13.4760   | 8.4484    | 5.0276   | 7.1682   | 6.5230   | 6.3670   | 10.9912 | 82.5229  |          |
|     | S          | 124.817  | 90.538   | 92.715    | 113.026   | 64.789   | 110.064  | 88.693    | 76.911    | 108.492  | 125.840  | 109.752  | 94.557   | 96.896  | 100.336  |          |
| 8   | T          | 2.4197   | 11.4625  | 14.7482   | 8.4303    | 6.3179   | 9.4606   | 13.3787   | 8.3716    | 5.0071   | 7.1443   | 6.5553   | 6.2078   | 10.8935 | 82.2706  |          |
|     | S          | 125.673  | 90.532   | 92.230    | 113.875   | 63.348   | 109.689  | 89.338    | 77.616    | 108.936  | 126.261  | 109.211  | 96.982   | 97.765  | 100.643  |          |
| 9   | T          | 2.4452   | 11.3228  | 14.6791   | 8.4943    | 6.1848   | 9.4901   | 13.3425   | 8.3435    | 4.9990   | 7.1905   | 7.0739   | 6.3496   | 10.9118 | 82.8055  |          |
|     | S          | 124.362  | 91.649   | 92.664    | 113.017   | 64.711   | 109.348  | 89.580    | 77.878    | 109.113  | 125.450  | 101.204  | 94.816   | 97.601  | 99.993   |          |
| 10  | T          | 2.4547   | 11.5883  | 14.7121   | 8.5024    | 6.2097   | 9.4569   | 13.3382   | 8.3343    | 5.0039   | 7.1727   | 6.5805   | 6.9021   | 11.0079 | 83.2134  |          |
|     | S          | 123.881  | 89.550   | 92.456    | 112.909   | 64.452   | 109.732  | 89.609    | 77.964    | 109.006  | 125.761  | 108.793  | 87.226   | 96.749  | 99.503   |          |
| 11  | T          | 2.4256   | 11.3844  | 14.6155   | 8.4681    | 6.1474   | 9.3968   | 13.3658   | 8.3821    | 4.9837   | 7.1292   | 6.4332   | 6.2288   | 10.8536 | 81.8329  |          |
|     | S          | 125.367  | 91.153   | 93.067    | 113.367   | 65.105   | 110.434  | 89.424    | 77.519    | 109.448  | 126.528  | 111.284  | 96.655   | 98.124  | 101.182  |          |
| 12  | T          | 2.4220   | 11.8308  | 14.6938   | 8.5482    | 6.1456   | 9.5211   | 13.6168   | 8.5957    | 5.0211   | 7.1529   | 6.9798   | 6.2471   | 10.9061 | 83.3704  |          |
|     | S          | 125.554  | 87.714   | 92.572    | 112.304   | 65.124   | 108.992  | 87.776    | 75.593    | 108.632  | 126.109  | 102.569  | 96.372   | 97.652  | 99.316   |          |
| 13  | T          |          |          | 16.0971   | 9.2343    | 6.8628   | 9.9263   | 14.3898   | 9.2407    | 5.1491   | 7.6639   | 7.3754   |          |         | 431.2251 | 344.5722 |
|     | S          |          |          | 84.501    | 103.960   | 58.318   | 104.543  | 83.061    | 70.316    | 105.932  | 117.701  | 97.067   |          |         | 19.201   | 2.537    |
| 14  | T          | 2.4796   | 12.0402  | 14.9835   | 8.6317    | 6.3518   | 9.5531   | 13.8044   | 8.7613    | 5.0431   | 7.2098   | 6.8228   | 6.8147   | 11.2753 | 84.9834  |          |
|     | S          | 122.637  | 86.189   | 90.782    | 111.218   | 63.010   | 108.627  | 86.583    | 74.164    | 108.159  | 125.114  | 104.929  | 88.345   | 94.454  | 97.431   |          |
| 15  | T          | 2.4275   | 11.6809  | 14.7675   | 8.5617    | 6.2058   | 9.4211   | 13.5133   | 8.5194    | 4.9939   | 7.1447   | 6.5467   | 6.4247   | 10.9467 | 82.8731  |          |
|     | S          | 125.269  | 88.840   | 92.110    | 112.127   | 64.492   | 110.149  | 88.448    | 76.270    | 109.224  | 126.254  | 109.354  | 93.708   | 97.290  | 99.912   |          |
| 16  | T          | 2.4073   | 11.4393  | 14.6095   | 8.4550    | 6.1545   | 9.3477   | 13.3523   | 8.3713    | 4.9810   | 7.1060   | 6.4766   | 6.2144   | 10.8698 | 81.8229  |          |
|     | S          | 126.320  | 90.716   | 93.106    | 113.542   | 65.030   | 111.014  | 89.515    | 77.619    | 109.507  | 126.941  | 110.538  | 96.879   | 97.978  | 101.194  |          |
| 17  | T          | 2.4469   | 11.5092  | 18.0452   | 8.7522    | 9.2930   | 10.6670  | 13.4076   | 8.3952    | 5.0124   | 7.1355   | 6.3977   | 6.2529   | 10.8690 | 86.7310  |          |
|     | S          | 124.276  | 90.165   | 75.379    | 109.687   | 43.068   | 97.284   | 89.146    | 77.398    | 108.821  | 126.417  | 111.901  | 96.283   | 97.985  | 95.468   |          |
| 18  | T          | 2.3998   | 11.3823  | 14.6037   | 8.4573    | 6.1464   | 9.3378   | 13.3144   | 8.3327    | 4.9817   | 7.1150   | 6.4677   | 6.1404   | 10.9226 | 81.6837  |          |
|     | S          | 126.715  | 91.170   | 93.143    | 113.511   | 65.116   | 111.132  | 89.770    | 77.979    | 109.492  | 126.781  | 110.690  | 98.047   | 97.504  | 101.367  |          |
| 19  | T          | 2.4038   | 11.3100  | 14.5190   | 8.4091    | 6.1099   | 9.3704   | 13.3233   | 8.3309    | 4.9924   | 7.1006   | 6.4020   | 6.3039   | 10.8828 | 81.6158  |          |
|     | S          | 126.504  | 91.753   | 93.686    | 114.162   | 65.505   | 110.745  | 89.710    | 77.996    | 109.257  | 127.038  | 111.826  | 95.504   | 97.861  | 101.451  |          |

**Event:** MRTI Test Day - Barber  
**Track:** Barber Motorsports Park  
**Report:** Section Data Report  
**Session:** Pro Mazda Practice 2

2.3 mile(s)   
 Pro Mazda  
 April 23, 2015

**Section Data for Car 81 - Urrutia, Santiago (R)**

| Lap | T/SPO to SF | SF to PI |
|-----|-------------|----------|
| 1   | T 97.1765   | 92.6771  |
|     | S 81.459    | 82.390   |
| 2   | T 92.1339   |          |
|     | S 85.917    |          |
| 3   | T           |          |
|     | S           |          |
| 4   | T           |          |
|     | S           |          |
| 5   | T           |          |
|     | S           |          |
| 6   | T           |          |
|     | S           |          |
| 7   | T           |          |
|     | S           |          |
| 8   | T           |          |
|     | S           |          |
| 9   | T           |          |
|     | S           |          |
| 10  | T           |          |
|     | S           |          |
| 11  | T           |          |
|     | S           |          |
| 12  | T           | 82.4934  |
|     | S           | 92.561   |
| 13  | T 88.4667   |          |
|     | S 89.479    |          |
| 14  | T           |          |
|     | S           |          |
| 15  | T           |          |
|     | S           |          |
| 16  | T           |          |
|     | S           |          |
| 17  | T           |          |
|     | S           |          |
| 18  | T           |          |
|     | S           |          |
| 19  | T           |          |
|     | S           |          |

**Event:** MRTI Test Day - Barber  
**Track:** Barber Motorsports Park  
**Report:** Section Data Report  
**Session:** Pro Mazda Practice 2

2.3 mile(s)



**Pro Mazda**  
**April 23, 2015**

**Section Data for Car 81 - Urrutia, Santiago (R)**

| Lap | T/SF to I1 | I1 to I2 | I2 to I3 | I2 to I3A | I3A to I3 | I3 to I4 | I4 to I5 | I4 to I5A | I5A to I5 | I5 to I6 | I6 to I7 | I7 to I8 | I8 to SF | Lap     | PI to PO |  |
|-----|------------|----------|----------|-----------|-----------|----------|----------|-----------|-----------|----------|----------|----------|----------|---------|----------|--|
| 20  | T          | 2.3985   | 11.4001  | 14.6333   | 8.4526    | 6.1807   | 9.3144   | 13.2775   | 8.3129    | 4.9646   | 7.0928   | 6.4551   | 6.3696   | 10.8212 | 81.7625  |  |
|     | S          | 126.784  | 91.028   | 92.954    | 113.575   | 64.754   | 111.411  | 90.019    | 78.164    | 109.869  | 127.178  | 110.906  | 94.519   | 98.418  | 101.269  |  |
| 21  | T          | 2.4255   | 11.4656  | 14.5878   | 8.4004    | 6.1874   | 9.4019   | 13.3752   | 8.3928    | 4.9824   | 7.1177   | 6.4026   | 6.2559   | 10.9263 | 81.9585  |  |
|     | S          | 125.372  | 90.508   | 93.244    | 114.280   | 64.684   | 110.374  | 89.361    | 77.420    | 109.476  | 126.733  | 111.815  | 96.236   | 97.471  | 101.027  |  |
| 22  | T          | 2.4055   | 11.4273  | 14.6675   | 8.4980    | 6.1695   | 9.4100   | 13.3464   | 8.3749    | 4.9715   | 7.0948   | 6.3744   | 6.3662   | 10.8157 | 81.9078  |  |
|     | S          | 126.415  | 90.811   | 92.737    | 112.968   | 64.872   | 110.279  | 89.554    | 77.586    | 109.716  | 127.142  | 112.310  | 94.569   | 98.468  | 101.089  |  |
| 23  | T          | 2.4144   | 11.4021  | 14.6608   | 8.4446    | 6.2162   | 9.3728   | 13.2380   | 8.2857    | 4.9523   | 7.0679   | 7.3421   | 6.3259   | 10.8232 | 82.6472  |  |
|     | S          | 125.949  | 91.012   | 92.780    | 113.682   | 64.385   | 110.717  | 90.288    | 78.421    | 110.142  | 127.626  | 97.507   | 95.172   | 98.400  | 100.185  |  |

**Event:** MRTI Test Day - Barber  
**Track:** Barber Motorsports Park  
**Report:** Section Data Report  
**Session:** Pro Mazda Practice 2

2.3 mile(s)   
 Pro Mazda  
 April 23, 2015

**Section Data for Car 81 - Urrutia, Santiago (R)**

| Lap | T/SPO to SF | SF to PI |
|-----|-------------|----------|
| 20  | T           |          |
|     | S           |          |
| 21  | T           |          |
|     | S           |          |
| 22  | T           |          |
|     | S           |          |
| 23  | T           | 86.8184  |
|     | S           | 87.950   |

Event: **MRTI Test Day - Barber**  
Track: **Barber Motorsports Park**  
Report: **Section Data Report**  
Session: **Pro Mazda Practice 2**




**Pro Mazda**  
**April 23, 2015**

**Section Data for Car 82 - O'Ward, Pato (R)**

| Lap | T/SF to I1 | I1 to I2 | I2 to I3 | I2 to I3A | I3A to I3 | I3 to I4 | I4 to I5 | I4 to I5A | I5A to I5 | I5 to I6 | I6 to I7 | I7 to I8 | I8 to SF | Lap     | PI to PO |          |
|-----|------------|----------|----------|-----------|-----------|----------|----------|-----------|-----------|----------|----------|----------|----------|---------|----------|----------|
| 1   | T          | 2.7727   | 13.6173  | 16.5654   | 9.1765    | 7.3889   | 10.3328  | 14.7068   | 9.5363    | 5.1705   | 8.0531   | 7.8698   | 7.4402   | 12.5026 | 93.8607  |          |
|     | S          | 109.673  | 76.207   | 82.113    | 104.615   | 54.166   | 100.430  | 81.270    | 68.137    | 105.494  | 112.012  | 90.969   | 80.918   | 85.182  | 88.216   |          |
| 2   | T          | 2.6138   | 12.6313  | 15.9360   | 8.9624    | 6.9736   | 9.9932   | 14.1549   | 9.0869    | 5.0680   | 7.5268   | 7.2279   | 7.0158   | 11.6748 | 88.7745  |          |
|     | S          | 116.341  | 82.155   | 85.356    | 107.114   | 57.392   | 103.843  | 84.439    | 71.507    | 107.627  | 119.844  | 99.048   | 85.813   | 91.222  | 93.270   |          |
| 3   | T          | 2.4998   | 11.8071  | 15.1190   | 8.6420    | 6.4770   | 9.6972   | 13.8056   | 8.7762    | 5.0294   | 7.3234   | 7.0487   | 6.5368   | 11.1505 | 84.9881  |          |
|     | S          | 121.646  | 87.890   | 89.968    | 111.085   | 61.792   | 107.013  | 86.576    | 74.038    | 108.453  | 123.173  | 101.566  | 92.101   | 95.511  | 97.425   |          |
| 4   | T          | 2.4708   | 11.5541  | 14.8592   | 8.5085    | 6.3507   | 9.5563   | 13.5467   | 8.5396    | 5.0071   | 7.1732   | 6.8536   | 6.4484   | 11.1133 | 83.5756  |          |
|     | S          | 123.074  | 89.815   | 91.541    | 112.828   | 63.021   | 108.591  | 88.230    | 76.089    | 108.936  | 125.752  | 104.457  | 93.364   | 95.831  | 99.072   |          |
| 5   | T          | 2.4570   | 11.4170  | 15.0311   | 8.6086    | 6.4225   | 9.6255   | 13.4832   | 8.4824    | 5.0008   | 7.1620   | 6.8339   | 6.2614   | 11.0176 | 83.2887  |          |
|     | S          | 123.765  | 90.893   | 90.494    | 111.516   | 62.316   | 107.810  | 88.646    | 76.602    | 109.073  | 125.949  | 104.758  | 96.152   | 96.664  | 99.413   |          |
| 6   | T          | 2.4487   | 11.3972  | 14.9358   | 8.5712    | 6.3646   | 9.5545   | 13.3707   | 8.3723    | 4.9984   | 7.1817   | 6.8348   | 6.2993   | 10.9178 | 82.9405  |          |
|     | S          | 124.185  | 91.051   | 91.072    | 112.003   | 62.883   | 108.611  | 89.392    | 77.610    | 109.126  | 125.603  | 104.745  | 95.573   | 97.547  | 99.831   |          |
| 7   | T          | 2.4665   | 11.5245  | 14.8468   | 8.5284    | 6.3184   | 9.5373   | 13.5074   | 8.4789    | 5.0285   | 7.1939   | 6.8538   | 6.3494   | 11.1741 | 83.4537  |          |
|     | S          | 123.288  | 90.045   | 91.618    | 112.565   | 63.343   | 108.807  | 88.487    | 76.634    | 108.473  | 125.390  | 104.454  | 94.819   | 95.310  | 99.217   |          |
| 8   | T          | 2.4445   | 11.5011  | 14.9010   | 8.5354    | 6.3656   | 9.5313   | 13.4825   | 8.4598    | 5.0227   | 7.1904   | 6.8439   | 6.3560   | 10.9782 | 83.2289  |          |
|     | S          | 124.398  | 90.229   | 91.284    | 112.473   | 62.873   | 108.876  | 88.650    | 76.807    | 108.598  | 125.451  | 104.605  | 94.721   | 97.010  | 99.485   |          |
| 9   | T          | 2.4540   | 11.5210  | 15.0034   | 8.5733    | 6.4301   | 9.5586   | 13.6062   | 8.5718    | 5.0344   | 7.2081   | 6.8952   | 6.3059   | 11.1852 | 83.7376  |          |
|     | S          | 123.916  | 90.073   | 90.661    | 111.976   | 62.243   | 108.565  | 87.844    | 75.804    | 108.345  | 125.143  | 103.827  | 95.473   | 95.215  | 98.880   |          |
| 10  | T          | 2.4355   | 11.3326  | 14.7252   | 8.4953    | 6.2299   | 9.5058   | 15.2370   | 8.4537    | 6.7833   | 13.7665  | 6.9685   | 6.3973   | 10.9621 | 91.3305  |          |
|     | S          | 124.858  | 91.570   | 92.374    | 113.004   | 64.243   | 109.168  | 78.442    | 76.863    | 80.411   | 65.525   | 102.735  | 94.109   | 97.153  | 90.660   |          |
| 11  | T          | 2.4485   | 11.4526  | 14.7422   | 8.5061    | 6.2361   | 9.4699   | 13.2332   | 8.2387    | 4.9945   | 7.1381   | 6.5551   | 6.2825   | 10.9279 | 82.2500  |          |
|     | S          | 124.195  | 90.611   | 92.268    | 112.860   | 64.179   | 109.582  | 90.320    | 78.868    | 109.211  | 126.371  | 109.214  | 95.829   | 97.457  | 100.669  |          |
| 12  | T          | 2.4243   | 11.6064  | 14.9272   | 8.5256    | 6.4016   | 9.6295   | 14.4293   | 8.7872    | 5.6421   | 8.2799   | 6.5261   | 6.2588   | 10.9984 | 85.0799  |          |
|     | S          | 125.435  | 89.410   | 91.124    | 112.602   | 62.520   | 107.765  | 82.833    | 73.945    | 96.676   | 108.944  | 109.699  | 96.192   | 96.832  | 97.320   |          |
| 13  | T          | 2.4258   | 11.2563  | 14.7819   | 8.5112    | 6.2707   | 9.4493   | 13.3353   | 8.3346    | 5.0007   | 7.1605   | 6.4414   | 6.3519   | 10.7757 | 81.9781  |          |
|     | S          | 125.357  | 92.191   | 92.020    | 112.793   | 63.825   | 109.821  | 89.629    | 77.961    | 109.076  | 125.975  | 111.142  | 94.782   | 98.833  | 101.003  |          |
| 14  | T          | 2.4031   | 11.3738  | 14.6941   | 8.5030    | 6.1911   | 9.4299   | 13.1848   | 8.1992    | 4.9856   | 7.1348   | 6.4189   | 6.2608   | 10.7542 | 81.6544  |          |
|     | S          | 126.541  | 91.238   | 92.570    | 112.901   | 64.646   | 110.046  | 90.652    | 79.248    | 109.406  | 126.429  | 111.531  | 96.161   | 99.031  | 101.403  |          |
| 15  | T          | 2.4008   | 11.4011  | 14.6953   | 8.4832    | 6.2121   | 9.4417   | 13.3958   | 8.3954    | 5.0004   | 7.1826   | 6.3869   | 6.2760   | 10.7597 | 81.9399  |          |
|     | S          | 126.662  | 91.020   | 92.562    | 113.165   | 64.427   | 109.909  | 89.224    | 77.396    | 109.082  | 125.588  | 112.090  | 95.928   | 98.980  | 101.050  |          |
| 16  | T          | 2.4093   | 11.3842  | 14.8268   | 8.5352    | 6.2916   | 9.4184   | 13.3140   | 8.3045    | 5.0095   | 7.1941   | 6.4876   | 6.4332   | 10.7584 | 82.2260  |          |
|     | S          | 126.215  | 91.155   | 91.741    | 112.475   | 63.613   | 110.181  | 89.772    | 78.243    | 108.884  | 125.387  | 110.350  | 93.584   | 98.992  | 100.698  |          |
| 17  | T          | 2.4000   | 11.3588  | 14.7112   | 8.5299    | 6.1813   | 9.4087   | 13.3006   | 8.2950    | 5.0056   | 7.4669   | 6.5338   | 6.3216   | 10.7792 | 82.2808  |          |
|     | S          | 126.705  | 91.359   | 92.462    | 112.545   | 64.748   | 110.294  | 89.863    | 78.333    | 108.969  | 120.806  | 109.570  | 95.236   | 98.801  | 100.631  |          |
| 18  | T          |          |          | 16.0632   | 9.0410    | 7.0222   | 9.9179   | 14.1850   | 9.0721    | 5.1129   | 7.5136   | 7.0244   |          |         | 272.0064 | 181.5543 |
|     | S          |          |          | 84.680    | 106.183   | 56.995   | 104.632  | 84.260    | 71.623    | 106.682  | 120.055  | 101.917  |          |         | 30.440   | 4.814    |
| 19  | T          | 2.4814   | 11.7633  | 14.9962   | 8.6070    | 6.3892   | 9.5971   | 13.5306   | 8.5156    | 5.0150   | 7.1930   | 6.4553   | 6.3870   | 11.2912 | 83.6951  |          |
|     | S          | 122.548  | 88.217   | 90.705    | 111.537   | 62.641   | 108.129  | 88.335    | 76.304    | 108.765  | 125.406  | 110.903  | 94.261   | 94.321  | 98.931   |          |

**Event:** MRTI Test Day - Barber  
**Track:** Barber Motorsports Park  
**Report:** Section Data Report  
**Session:** Pro Mazda Practice 2

2.3 mile(s)   
**Pro Mazda**  
**April 23, 2015**

**Section Data for Car 82 - O'Ward, Pato (R)**

| Lap | T/SPO to SF | SF to PI |
|-----|-------------|----------|
| 1   | T 97.4658   |          |
|     | S 81.217    |          |
| 2   | T           |          |
|     | S           |          |
| 3   | T           |          |
|     | S           |          |
| 4   | T           |          |
|     | S           |          |
| 5   | T           |          |
|     | S           |          |
| 6   | T           |          |
|     | S           |          |
| 7   | T           |          |
|     | S           |          |
| 8   | T           |          |
|     | S           |          |
| 9   | T           |          |
|     | S           |          |
| 10  | T           |          |
|     | S           |          |
| 11  | T           |          |
|     | S           |          |
| 12  | T           |          |
|     | S           |          |
| 13  | T           |          |
|     | S           |          |
| 14  | T           |          |
|     | S           |          |
| 15  | T           |          |
|     | S           |          |
| 16  | T           |          |
|     | S           |          |
| 17  | T 82.3350   |          |
|     | S 92.739    |          |
| 18  | T 90.9753   |          |
|     | S 87.012    |          |
| 19  | T           |          |
|     | S           |          |

Event: MRTI Test Day - Barber  
Track: Barber Motorsports Park  
Report: Section Data Report  
Session: Pro Mazda Practice 2

2.3 mile(s)



Pro Mazda  
April 23, 2015

Section Data for Car 82 - O'Ward, Pato (R)

| Lap | T/SF to I1 | I1 to I2 | I2 to I3 | I2 to I3A | I3A to I3 | I3 to I4 | I4 to I5 | I4 to I5A | I5A to I5 | I5 to I6 | I6 to I7 | I7 to I8 | I8 to SF | Lap     | PI to PO |  |
|-----|------------|----------|----------|-----------|-----------|----------|----------|-----------|-----------|----------|----------|----------|----------|---------|----------|--|
| 20  | T          | 2.4222   | 11.3415  | 14.7832   | 8.5517    | 6.2315   | 9.4637   | 13.1750   | 8.1909    | 4.9841   | 7.1376   | 6.3603   | 6.2176   | 11.0357 | 81.9368  |  |
|     | S          | 125.543  | 91.498   | 92.012    | 112.258   | 64.226   | 109.653  | 90.719    | 79.329    | 109.439  | 126.379  | 112.559  | 96.829   | 96.505  | 101.053  |  |
| 21  | T          | 2.4109   | 11.3729  | 14.6792   | 8.4954    | 6.1838   | 9.4009   | 13.1674   | 8.1814    | 4.9860   | 7.1104   | 6.3266   | 6.0582   | 11.1925 | 81.7190  |  |
|     | S          | 126.132  | 91.246   | 92.664    | 113.002   | 64.722   | 110.386  | 90.772    | 79.421    | 109.397  | 126.863  | 113.159  | 99.377   | 95.153  | 101.323  |  |
| 22  | T          | 2.3899   | 11.3148  | 15.8249   | 8.6028    | 7.2221   | 11.7712  | 13.3024   | 8.3177    | 4.9847   | 7.1356   | 6.3010   | 6.1145   | 10.8367 | 84.9910  |  |
|     | S          | 127.240  | 91.714   | 85.955    | 111.592   | 55.417   | 88.158   | 89.850    | 78.119    | 109.426  | 126.415  | 113.618  | 98.462   | 98.277  | 97.422   |  |
| 23  | T          | 2.4106   | 11.2063  | 14.6810   | 8.4253    | 6.2557   | 9.3969   | 13.2443   | 8.2562    | 4.9881   | 7.1218   | 6.3393   | 6.1681   | 10.7875 | 81.3558  |  |
|     | S          | 126.147  | 92.602   | 92.652    | 113.943   | 63.978   | 110.433  | 90.245    | 78.701    | 109.351  | 126.660  | 112.932  | 97.606   | 98.725  | 101.775  |  |
| 24  | T          | 2.4042   | 11.4546  | 14.6456   | 8.4807    | 6.1649   | 9.4124   | 13.2778   | 8.3039    | 4.9739   | 7.1250   | 6.4363   | 6.1483   | 10.8230 | 81.7272  |  |
|     | S          | 126.483  | 90.595   | 92.876    | 113.198   | 64.920   | 110.251  | 90.017    | 78.249    | 109.663  | 126.603  | 111.230  | 97.921   | 98.402  | 101.313  |  |
| 25  | T          | 2.4153   | 11.2658  | 14.6930   | 8.4371    | 6.2559   | 9.4407   | 13.2419   | 8.2759    | 4.9660   | 7.1043   | 6.3207   | 6.2886   | 10.9007 | 81.6710  |  |
|     | S          | 125.902  | 92.113   | 92.577    | 113.783   | 63.976   | 109.921  | 90.261    | 78.514    | 109.838  | 126.972  | 113.264  | 95.736   | 97.700  | 101.382  |  |
| 26  | T          | 2.4068   | 11.4738  | 14.6442   | 8.4755    | 6.1687   | 10.8403  | 16.2967   | 11.0827   | 5.2140   | 7.2160   | 6.5252   | 6.3111   | 11.0682 | 86.7823  |  |
|     | S          | 126.347  | 90.443   | 92.885    | 113.268   | 64.880   | 95.729   | 73.342    | 58.629    | 104.613  | 125.006  | 109.715  | 95.395   | 96.222  | 95.411   |  |
| 27  | T          | 2.4291   | 11.3406  | 14.5921   | 8.3956    | 6.1965   | 9.4607   | 13.3725   | 8.2576    | 5.1149   | 8.3460   | 8.3878   | 6.2711   | 10.8079 | 85.0078  |  |
|     | S          | 125.187  | 91.505   | 93.217    | 114.346   | 64.589   | 109.688  | 89.379    | 78.688    | 106.640  | 108.081  | 85.351   | 96.003   | 98.539  | 97.403   |  |

**Event:** MRTI Test Day - Barber  
**Track:** Barber Motorsports Park  
**Report:** Section Data Report  
**Session:** Pro Mazda Practice 2

2.3 mile(s)



**Pro Mazda**  
**April 23, 2015**

**Section Data for Car 82 - O'Ward, Pato (R)**

| Lap | T/SPO to SF | SF to PI |
|-----|-------------|----------|
| 20  | T           |          |
|     | S           |          |
| 21  | T           |          |
|     | S           |          |
| 22  | T           |          |
|     | S           |          |
| 23  | T           |          |
|     | S           |          |
| 24  | T           |          |
|     | S           |          |
| 25  | T           |          |
|     | S           |          |
| 26  | T           |          |
|     | S           |          |
| 27  | T           | 93.0342  |
|     | S           | 82.074   |



Event: MRTI Test Day - Barber  
Track: Barber Motorsports Park  
Report: Section Data Report  
Session: Pro Mazda Practice 2



Pro Mazda  
April 23, 2015

Section Data for Car 91 - Connery, Kyle

| Lap | T/SF to I1 | I1 to I2 | I2 to I3 | I2 to I3A | I3A to I3 | I3 to I4 | I4 to I5 | I4 to I5A | I5A to I5 | I5 to I6 | I6 to I7 | I7 to I8 | I8 to SF | Lap     | PI to PO |          |
|-----|------------|----------|----------|-----------|-----------|----------|----------|-----------|-----------|----------|----------|----------|----------|---------|----------|----------|
| 1   | T          | 2.6887   | 13.8149  | 15.6233   | 8.8004    | 6.8229   | 9.9460   | 16.2280   | 9.4795    | 6.7485   | 8.3493   | 8.1299   | 7.1608   | 11.8657 | 93.8066  |          |
|     | S          | 113.100  | 75.117   | 87.064    | 109.086   | 58.659   | 104.336  | 73.652    | 68.545    | 80.826   | 108.038  | 88.059   | 84.075   | 89.755  | 88.267   |          |
| 2   | T          |          |          | 17.1568   | 9.8726    | 7.2842   | 10.1655  | 14.1029   | 8.9736    | 5.1293   | 7.4603   | 7.1136   |          |         | 322.2613 | 232.8345 |
|     | S          |          |          | 79.282    | 97.239    | 54.945   | 102.083  | 84.750    | 72.409    | 106.341  | 120.913  | 100.639  |          |         | 25.693   | 3.754    |
| 3   | T          | 2.5204   | 11.9913  | 15.1251   | 8.7331    | 6.3920   | 9.6190   | 13.6537   | 8.5952    | 5.0585   | 7.2505   | 6.6099   | 6.5240   | 11.2329 | 84.5268  |          |
|     | S          | 120.652  | 86.540   | 89.932    | 109.927   | 62.614   | 107.883  | 87.539    | 75.597    | 107.829  | 124.411  | 108.309  | 92.282   | 94.811  | 97.957   |          |
| 4   | T          | 2.4652   | 11.5719  | 14.9679   | 8.6469    | 6.3210   | 9.6116   | 13.6167   | 8.5308    | 5.0859   | 7.2634   | 6.5468   | 6.3986   | 11.1899 | 83.6320  |          |
|     | S          | 123.353  | 89.676   | 90.876    | 111.022   | 63.317   | 107.966  | 87.777    | 76.168    | 107.248  | 124.191  | 109.353  | 94.090   | 95.175  | 99.005   |          |
| 5   | T          | 2.4510   | 11.5045  | 14.9152   | 8.6650    | 6.2502   | 9.5321   | 13.4787   | 8.4036    | 5.0751   | 7.2651   | 6.4397   | 6.4942   | 11.2225 | 83.3030  |          |
|     | S          | 124.068  | 90.202   | 91.197    | 110.791   | 64.034   | 108.867  | 88.675    | 77.321    | 107.477  | 124.161  | 111.171  | 92.705   | 94.899  | 99.396   |          |
| 6   | T          | 2.4387   | 11.5523  | 14.8328   | 8.6443    | 6.1885   | 9.5483   | 13.3927   | 8.3160    | 5.0767   | 7.2698   | 6.8349   | 6.4109   | 10.9964 | 83.2768  |          |
|     | S          | 124.694  | 89.829   | 91.704    | 111.056   | 64.673   | 108.682  | 89.245    | 78.135    | 107.443  | 124.081  | 104.743  | 93.910   | 96.850  | 99.427   |          |
| 7   | T          | 2.4285   | 11.4878  | 14.7761   | 8.6147    | 6.1614   | 9.5411   | 13.3829   | 8.2950    | 5.0879   | 7.2884   | 6.3658   | 6.5354   | 10.9210 | 82.7270  |          |
|     | S          | 125.218  | 90.333   | 92.056    | 111.437   | 64.957   | 108.764  | 89.310    | 78.333    | 107.206  | 123.765  | 112.462  | 92.121   | 97.519  | 100.088  |          |
| 8   | T          | 2.4283   | 11.5016  | 15.0683   | 8.7397    | 6.3286   | 9.5617   | 13.5026   | 8.4249    | 5.0777   | 7.2750   | 6.4953   | 6.4699   | 10.9743 | 83.2770  |          |
|     | S          | 125.228  | 90.225   | 90.271    | 109.844   | 63.241   | 108.530  | 88.518    | 77.125    | 107.422  | 123.993  | 110.220  | 93.053   | 97.045  | 99.427   |          |
| 9   | T          | 2.4474   | 11.6609  | 15.0453   | 8.6839    | 6.3614   | 9.6102   | 13.7369   | 8.6307    | 5.1062   | 7.3749   | 6.9859   | 6.5683   | 10.9907 | 84.4205  |          |
|     | S          | 124.251  | 88.992   | 90.409    | 110.549   | 62.915   | 107.982  | 87.009    | 75.286    | 106.822  | 122.313  | 102.479  | 91.659   | 96.900  | 98.080   |          |
| 10  | T          |          |          | 18.5192   | 10.9747   | 7.5445   | 11.8544  | 15.9533   | 10.3834   | 5.5699   | 8.0410   | 7.9271   |          |         | 215.8924 | 118.2344 |
|     | S          |          |          | 73.450    | 87.474    | 53.049   | 87.539   | 74.920    | 62.578    | 97.929   | 112.181  | 90.312   |          |         | 38.352   | 7.393    |
| 11  | T          | 2.5353   | 12.3776  | 15.3304   | 8.8346    | 6.4958   | 9.7151   | 13.6506   | 8.5508    | 5.0998   | 7.2700   | 6.7399   | 7.1596   | 11.5561 | 86.3346  |          |
|     | S          | 119.943  | 83.839   | 88.727    | 108.664   | 61.613   | 106.816  | 87.559    | 75.990    | 106.956  | 124.078  | 106.220  | 84.089   | 92.159  | 95.906   |          |
| 12  | T          | 2.4994   | 11.7039  | 14.9169   | 8.6562    | 6.2607   | 9.6264   | 13.3317   | 8.2656    | 5.0661   | 7.2529   | 6.3819   | 6.3591   | 11.3114 | 83.3836  |          |
|     | S          | 121.666  | 88.665   | 91.187    | 110.903   | 63.927   | 107.800  | 89.653    | 78.612    | 107.668  | 124.370  | 112.178  | 94.675   | 94.153  | 99.300   |          |
| 13  | T          | 2.4447   | 11.4513  | 14.7142   | 8.5814    | 6.1328   | 9.5592   | 13.2956   | 8.2325    | 5.0631   | 7.2375   | 6.3564   | 6.3138   | 10.9803 | 82.3530  |          |
|     | S          | 124.388  | 90.621   | 92.443    | 111.870   | 65.260   | 108.558  | 89.896    | 78.928    | 107.731  | 124.635  | 112.628  | 95.354   | 96.992  | 100.543  |          |
| 14  | T          | 2.4357   | 11.3395  | 14.8121   | 8.5778    | 6.2343   | 9.5767   | 13.3145   | 8.2592    | 5.0553   | 7.2253   | 6.3386   | 6.2642   | 10.8370 | 82.1436  |          |
|     | S          | 124.847  | 91.514   | 91.832    | 111.917   | 64.198   | 108.360  | 89.769    | 78.673    | 107.898  | 124.845  | 112.944  | 96.109   | 98.274  | 100.799  |          |
| 15  | T          | 2.4496   | 11.3531  | 14.7177   | 8.5849    | 6.1328   | 9.5360   | 13.2865   | 8.2521    | 5.0344   | 7.2199   | 6.4196   | 6.3120   | 10.9491 | 82.2435  |          |
|     | S          | 124.139  | 91.405   | 92.421    | 111.824   | 65.260   | 108.822  | 89.958    | 78.740    | 108.345  | 124.939  | 111.519  | 95.381   | 97.268  | 100.677  |          |
| 16  | T          | 2.4475   | 11.3539  | 14.7510   | 8.5513    | 6.1997   | 9.5722   | 13.4469   | 8.3693    | 5.0776   | 7.2215   | 6.3660   | 6.4988   | 10.8874 | 82.5452  |          |
|     | S          | 124.246  | 91.398   | 92.213    | 112.264   | 64.556   | 108.411  | 88.885    | 77.638    | 107.424  | 124.911  | 112.458  | 92.639   | 97.819  | 100.309  |          |
| 17  | T          | 2.4405   | 11.2750  | 14.8672   | 8.5306    | 6.3366   | 9.6178   | 13.3480   | 8.3235    | 5.0245   | 7.1861   | 6.3083   | 6.3351   | 10.9677 | 82.3457  |          |
|     | S          | 124.602  | 92.038   | 91.492    | 112.536   | 63.161   | 107.897  | 89.544    | 78.065    | 108.559  | 125.526  | 113.487  | 95.033   | 97.103  | 100.552  |          |
| 18  | T          | 2.4406   | 11.4042  | 14.7544   | 8.5413    | 6.2131   | 9.5420   | 13.3353   | 8.2875    | 5.0478   | 7.5023   | 7.5371   | 6.3320   | 10.8873 | 83.7352  |          |
|     | S          | 124.597  | 90.995   | 92.191    | 112.395   | 64.417   | 108.754  | 89.629    | 78.404    | 108.058  | 120.236  | 94.985   | 95.080   | 97.820  | 98.883   |          |

**Event:** MRTI Test Day - Barber  
**Track:** Barber Motorsports Park  
**Report:** Section Data Report  
**Session:** Pro Mazda Practice 2

2.3 mile(s)   
 Pro Mazda  
 April 23, 2015

**Section Data for Car 91 - Connery, Kyle**

| Lap | T/SPO to SF | SF to PI |
|-----|-------------|----------|
| 1   | T 94.9730   | 92.6526  |
|     | S 83.349    | 82.412   |
| 2   | T 89.3112   |          |
|     | S 88.633    |          |
| 3   | T           |          |
|     | S           |          |
| 4   | T           |          |
|     | S           |          |
| 5   | T           |          |
|     | S           |          |
| 6   | T           |          |
|     | S           |          |
| 7   | T           |          |
|     | S           |          |
| 8   | T           |          |
|     | S           |          |
| 9   | T 85.5035   |          |
|     | S 89.303    |          |
| 10  | T 97.7317   |          |
|     | S 80.996    |          |
| 11  | T           |          |
|     | S           |          |
| 12  | T           |          |
|     | S           |          |
| 13  | T           |          |
|     | S           |          |
| 14  | T           |          |
|     | S           |          |
| 15  | T           |          |
|     | S           |          |
| 16  | T           |          |
|     | S           |          |
| 17  | T           |          |
|     | S           |          |
| 18  | T 87.1542   |          |
|     | S 87.611    |          |

## Report Support Information

| Section Legend |                |
|----------------|----------------|
| Name           | Length         |
| SF to I1       | 0.084470 miles |
| I1 to I2       | 0.288258 miles |
| I2 to I3       | 0.377841 miles |
| I2 to I3A      | 0.266667 miles |
| I3A to I3      | 0.111174 miles |
| I3 to I4       | 0.288258 miles |
| I4 to I5       | 0.332008 miles |
| I4 to I5A      | 0.180492 miles |
| I5A to I5      | 0.151515 miles |
| I5 to I6       | 0.250568 miles |
| I6 to I7       | 0.198864 miles |
| I7 to I8       | 0.167235 miles |
| I8 to SF       | 0.295833 miles |
| Lap            | 2.300000 miles |
| PI to PO       | 0.242803 miles |
| PO to SF       | 2.198864 miles |
| SF to PI       | 2.121023 miles |
| I7 to PI       | 0.304419 miles |
| PO to I2       | 0.280871 miles |
| PO to PI       | 1.903030 miles |

| Color Legend   |                       |
|--|-----------------------|
| <span style="display: inline-block; width: 15px; height: 15px; background-color: purple; border: 1px solid black;"></span>     | Fastest Lap           |
| <span style="display: inline-block; width: 15px; height: 15px; background-color: yellow; border: 1px solid black;"></span>     | Section Under Caution |
| <span style="display: inline-block; width: 15px; height: 15px; background-color: lightgreen; border: 1px solid black;"></span> | Section Under Green   |
| <span style="border: 1px solid black; padding: 2px;">T</span>  | Section Time Data     |
| <span style="border: 1px solid black; padding: 2px;">S</span>  | Section Speed Data    |

