

**Event:** Allied Building Products Milwaukee IndyFest  
**Track:** Milwaukee Mile  
**Report:** Section Data Report  
**Session:** Qualifications

**Round 12**  
**1.015 mile(s)**  
**Pro Mazda**  
**August 16, 2014**



**Section Data for Car 18 - Kaiser, Kyle**

Lap	T/S	SF to T1	T1 to SS1	SS1 to T2	T2 to BS	BS to T3	T3 to SS2	SS2 to T4	T4 to SF	T4 to FS	FS to SF	Lap	PO to SF	SF to PI
1	T	3.4251	3.4512	3.5780	2.6583	2.6077	3.1394	3.3039	5.8377	3.7177	2.1200	28.0013	26.9203	
	S	133.772	130.785	127.102	132.091	134.654	133.132	125.265	129.410	127.278	133.148	130.494	115.974	
2	T	3.4295	3.4642	3.5612	2.6508	2.6082	3.1482	3.3235	5.8431	3.7252	2.1179	28.0287		
	S	133.600	130.294	127.702	132.464	134.628	132.760	124.526	129.290	127.022	133.280	130.366		
3	T	3.4510	3.8795	3.8389	2.7812	2.8828	4.0924	4.5961						33.4961
	S	132.768	116.346	118.464	126.254	121.804	102.129	90.047						98.661

**Event:** Allied Building Products Milwaukee IndyFest  
**Track:** Milwaukee Mile  
**Report:** Section Data Report  
**Session:** Qualifications

**Round 12**  
**1.015 mile(s)**  
**Pro Mazda**  
**August 16, 2014**



**Section Data for Car 19 - Booth, Ryan (R)**

Lap	T/S	SF to T1	T1 to SS1	SS1 to T2	T2 to BS	BS to T3	T3 to SS2	SS2 to T4	T4 to SF	T4 to FS	FS to SF	Lap	PO to SF	SF to PI
1	T	3.4059	3.5084	3.6678	2.7114	2.6477	3.1702	3.2952	5.8562	3.7293	2.1269	28.2628	28.8880	
	S	134.526	128.652	123.991	129.504	132.619	131.839	125.596	129.001	126.882	132.716	129.287	108.074	
2	T	3.4002	3.5331	3.6401	2.6945	2.6303	3.1500	3.3195	5.8780	3.7462	2.1318	28.2457		
	S	134.751	127.753	124.934	130.316	133.497	132.684	124.676	128.522	126.310	132.411	129.365		
3	T	3.6993	4.1852	4.1682	2.9434	3.1082	4.6788	5.5979						38.9429
	S	123.856	107.848	109.105	119.296	112.971	89.329	73.932						84.862

Event: Allied Building Products Milwaukee IndyFest

Round 12

Track: Milwaukee Mile

1.015 mile(s)



Report: Section Data Report

Pro Mazda

Session: Qualifications

August 16, 2014

Section Data for Car 2 - Alberico, Neil (R)

Lap	T/S	SF to T1	T1 to SS1	SS1 to T2	T2 to BS	BS to T3	T3 to SS2	SS2 to T4	T4 to SF	T4 to FS	FS to SF	Lap	PO to SF	SF to PI
1	T	3.4212	3.4556	3.5572	2.6707	2.6218	3.1744	3.2520	5.8120	3.6937	2.1183	27.9649	28.7716	
	S	133.924	130.618	127.846	131.477	133.930	131.664	127.264	129.982	128.105	133.254	130.664	108.511	
2	T	3.4204	3.4397	3.5517	2.6720	2.6190	3.1645	3.2499	5.8193	3.6983	2.1210	27.9365		
	S	133.956	131.222	128.044	131.413	134.073	132.076	127.347	129.819	127.946	133.085	130.797		
3	T	3.5186	4.4866	4.8069	3.8694	4.3431	6.2806	6.3093						40.1631
	S	130.217	100.603	94.608	90.747	80.849	66.547	65.596						82.284

Event: Allied Building Products Milwaukee IndyFest

Round 12

Track: Milwaukee Mile

1.015 mile(s)



Report: Section Data Report

Pro Mazda

Session: Qualifications

August 16, 2014

Section Data for Car 27 - Grist, Garrett (R)

Lap	T/S	SF to T1	T1 to SS1	SS1 to T2	T2 to BS	BS to T3	T3 to SS2	SS2 to T4	T4 to SF	T4 to FS	FS to SF	Lap	PO to SF	SF to PI
1	T	3.4148	3.4404	3.5401	2.6793	2.6348	3.1455	3.2599	5.8556	3.7237	2.1319	27.9704	28.5036	
	S	134.175	131.195	128.463	131.055	133.269	132.874	126.956	129.014	127.073	132.404	130.638	109.532	
2	T	3.4101	3.4327	3.5424	2.6736	2.6339	3.1552	3.2641	5.8677	3.7348	2.1329	27.9797		
	S	134.360	131.489	128.380	131.335	133.314	132.465	126.793	128.748	126.695	132.342	130.595		
3	T	3.6660	4.2705	4.0350	2.9078	2.9029	4.1413	4.5786						34.9507
	S	124.981	105.693	112.707	120.757	120.961	100.924	90.391						94.555

**Event:** Allied Building Products Milwaukee IndyFest  
**Track:** Milwaukee Mile  
**Report:** Section Data Report  
**Session:** Qualifications

**Round 12**  
**1.015 mile(s)**  
**Pro Mazda**  
**August 16, 2014**



**Section Data for Car 28 - Blackstock, Shelby**

Lap	T/S	SF to T1	T1 to SS1	SS1 to T2	T2 to BS	BS to T3	T3 to SS2	SS2 to T4	T4 to SF	T4 to FS	FS to SF	Lap	PO to SF	SF to PI
1	T	3.4143	3.4713	3.6173	2.7192	2.6618	3.1984	3.2514	5.8815	3.7447	2.1368	28.2152	30.5561	
	S	134.195	130.027	125.722	129.132	131.917	130.676	127.288	128.446	126.360	132.101	129.505	102.174	
2	T	3.4128	3.4343	3.5791	2.7039	2.6566	3.1839	3.2462	5.8858	3.7470	2.1388	28.1026		
	S	134.254	131.428	127.063	129.863	132.175	131.271	127.492	128.352	126.283	131.977	130.024		
3	T	3.6257	3.8919	3.9252	2.8647	2.8190	4.0055	4.3535						34.0098
	S	126.371	115.975	115.860	122.574	124.561	104.345	95.065						97.171

Event: Allied Building Products Milwaukee IndyFest

Round 12

Track: Milwaukee Mile

1.015 mile(s)



Report: Section Data Report

Pro Mazda

Session: Qualifications

August 16, 2014

Section Data for Car 3 - Hargrove, Scott (R)

Lap	T/S	SF to T1	T1 to SS1	SS1 to T2	T2 to BS	BS to T3	T3 to SS2	SS2 to T4	T4 to SF	T4 to FS	FS to SF	Lap	PO to SF	SF to PI
1	T	3.4141	3.4475	3.5390	2.6576	2.6164	3.1662	3.2778	5.7868	3.6802	2.1066	27.9054	28.2963	
	S	134.203	130.925	128.503	132.125	134.206	132.005	126.263	130.548	128.575	133.994	130.942	110.334	
2	T	3.4084	3.4601	3.5659	2.6641	2.6135	3.1571	3.2754	5.7745	3.6672	2.1073	27.9190		
	S	134.427	130.448	127.534	131.803	134.355	132.386	126.355	130.826	129.031	133.950	130.879		
3	T	3.7876	4.6364	4.4407	3.2590	3.2152	4.0667	4.5359						34.7782
	S	120.969	97.352	102.410	107.744	109.211	102.775	91.242						95.024

**Event:** Allied Building Products Milwaukee IndyFest  
**Track:** Milwaukee Mile  
**Report:** Section Data Report  
**Session:** Qualifications

**Round 12**  
**1.015 mile(s)**  
**Pro Mazda**  
**August 16, 2014**



**Section Data for Car 5 - Gutierrez, Jose**

Lap	T/S	SF to T1	T1 to SS1	SS1 to T2	T2 to BS	BS to T3	T3 to SS2	SS2 to T4	T4 to SF	T4 to FS	FS to SF	Lap	PO to SF	SF to PI
1	T	3.4146	3.4091	3.5011	2.6595	2.6049	3.1255	3.2111	5.7780	3.6745	2.1035	27.7038	29.8795	
	S	134.183	132.400	129.894	132.031	134.798	133.724	128.885	130.747	128.774	134.192	131.895	104.488	
2	T	3.4078	3.4304	3.5084	2.6593	2.6057	3.1296	3.2068	5.7904	3.6852	2.1052	27.7384		
	S	134.451	131.578	129.624	132.041	134.757	133.549	129.058	130.467	128.401	134.084	131.731		
3	T	3.6526	4.2107	4.3616	3.2529	3.2369	4.0047	4.3491						34.3665
	S	125.440	107.194	104.267	107.946	108.479	104.366	95.161						96.163

**Event:** Allied Building Products Milwaukee IndyFest  
**Track:** Milwaukee Mile  
**Report:** Section Data Report  
**Session:** Qualifications

**Round 12**  
**1.015 mile(s)**  
**Pro Mazda**  
**August 16, 2014**



**Section Data for Car 54 - Johnson, Michael (R)**

Lap	T/S	SF to T1	T1 to SS1	SS1 to T2	T2 to BS	BS to T3	T3 to SS2	SS2 to T4	T4 to SF	T4 to FS	FS to SF	Lap	PO to SF	SF to PI
1	T	3.4178	3.4802	3.5916	2.7055	2.6426	3.2043	3.3415	5.9193	3.7753	2.1440	28.3028	31.2114	
	S	134.058	129.695	126.621	129.786	132.875	130.436	123.856	127.626	125.336	131.657	129.104	100.029	
2	T	3.4018	3.4724	3.6037	2.6938	2.6339	3.1620	3.2771	5.8674	3.7361	2.1313	28.1121		
	S	134.688	129.986	126.196	130.350	133.314	132.180	126.290	128.755	126.651	132.442	129.980		
3	T	3.4263	3.7685	4.1326	3.3344	3.3419	4.3942	4.8821						35.2977
	S	133.725	119.773	110.045	105.307	105.071	95.115	84.772						93.626



**Event:** Allied Building Products Milwaukee IndyFest  
**Track:** Milwaukee Mile  
**Report:** Section Data Report  
**Session:** Qualifications

**Round 12**  
**1.015 mile(s)**  
**Pro Mazda**  
**August 16, 2014**



**Section Data for Car 6 - Ballario, Julia**

Lap	T/S	SF to T1	T1 to SS1	SS1 to T2	T2 to BS	BS to T3	T3 to SS2	SS2 to T4	T4 to SF	T4 to FS	FS to SF	Lap	PO to SF	SF to PI
1	T	3.4586	3.5340	3.7118	2.7463	2.6486	3.1503	3.2994	5.8996	3.7543	2.1453	28.4486	30.9907	
	S	132.476	127.720	122.521	127.858	132.574	132.671	125.436	128.052	126.037	131.577	128.442	100.741	
2	T	3.4335	3.4685	3.6541	2.7198	2.6314	3.1533	3.3082	5.9095	3.7610	2.1485	28.2783		
	S	133.445	130.132	124.455	129.104	133.441	132.545	125.102	127.837	125.813	131.381	129.216		
3	T	3.5108	3.9304	4.6080	3.7093	3.9065	5.1723	5.7295						39.0593
	S	130.506	114.839	98.692	94.664	89.885	80.806	72.234						84.609

Event: Allied Building Products Milwaukee IndyFest

Round 12

Track: Milwaukee Mile

1.015 mile(s)



Report: Section Data Report

Pro Mazda

Session: Qualifications

August 16, 2014

Section Data for Car 7 - Pigot, Spencer

Lap	T/S	SF to T1	T1 to SS1	SS1 to T2	T2 to BS	BS to T3	T3 to SS2	SS2 to T4	T4 to SF	T4 to FS	FS to SF	Lap	PO to SF	SF to PI
1	T	3.4458	3.4256	3.5560	2.6574	2.6033	3.1403	3.2460	5.8784	3.7401	2.1383	27.9528	27.6405	
	S	132.968	131.762	127.889	132.135	134.881	133.094	127.500	128.514	126.516	132.008	130.720	112.952	
2	T	3.4395	3.4217	3.5377	2.6462	2.6001	3.1343	3.2391	5.8661	3.7331	2.1330	27.8847		
	S	133.212	131.912	128.550	132.695	135.047	133.349	127.771	128.783	126.753	132.336	131.040		
3	T	3.7444	4.3093	4.2100	3.3168	3.4221	4.2783	4.6608						34.7240
	S	122.365	104.742	108.022	105.866	102.608	97.692	88.797						95.173

Event: Allied Building Products Milwaukee IndyFest

Round 12

Track: Milwaukee Mile

1.015 mile(s)



Report: Section Data Report

Pro Mazda

Session: Qualifications

August 16, 2014

Section Data for Car 82 - Costa, Nicolas

Lap	T/S	SF to T1	T1 to SS1	SS1 to T2	T2 to BS	BS to T3	T3 to SS2	SS2 to T4	T4 to SF	T4 to FS	FS to SF	Lap	PO to SF	SF to PI
1	T	3.4072	3.4098	3.6310	2.6839	2.6073	3.1288	3.2465	5.7909	3.6855	2.1054	27.9054	28.8033	
	S	134.475	132.372	125.247	130.831	134.674	133.583	127.480	130.455	128.390	134.071	130.942	108.392	
2	T	3.4060	3.4348	3.5618	2.6553	2.5949	3.1482	3.2791	5.7892	3.6839	2.1053	27.8693		
	S	134.522	131.409	127.681	132.240	135.318	132.760	126.213	130.494	128.446	134.077	131.112		
3	T	4.2395	4.5809	4.4280	3.4643	3.4066	4.3367	4.7363						36.1906
	S	108.074	98.532	102.704	101.359	103.075	96.376	87.381						91.316

**Event:** Allied Building Products Milwaukee IndyFest  
**Track:** Milwaukee Mile  
**Report:** Section Data Report  
**Session:** Qualifications

**Round 12**  
**1.015 mile(s)**  
**Pro Mazda**  
**August 16, 2014**








**Section Data for Car 91 - Connery, Kyle (R)**

Lap	T/S	SF to T1	T1 to SS1	SS1 to T2	T2 to BS	BS to T3	T3 to SS2	SS2 to T4	T4 to SF	T4 to FS	FS to SF	Lap	PO to SF	SF to PI
1	T	3.4677	3.4450	3.6483	2.7152	2.6335	3.1656	3.3730	5.9368	3.7785	2.1583	28.3851	29.4832	
	S	132.128	131.020	124.653	129.322	133.334	132.030	122.699	127.249	125.230	130.785	128.730	105.892	
2	T	3.4587	3.4487	3.5989	2.7078	2.6285	3.1527	3.3530	5.9249	3.7750	2.1499	28.2732		
	S	132.472	130.879	126.364	129.676	133.588	132.570	123.431	127.505	125.346	131.296	129.239		
3	T	3.6053	3.9916	3.9846	2.9712	3.0295	4.2808	4.8637						36.1418
	S	127.086	113.078	114.133	118.180	115.906	97.635	85.092						91.439

## Report Support Information

Section Legend	
Name	Length
SF to T1	0.127273 miles
T1 to T2	0.251705 miles
T1 to SS1	0.125379 miles
SS1 to T2	0.126326 miles
T2 to T3	0.195076 miles
T2 to BS	0.097538 miles
BS to T3	0.097538 miles
T3 to T4	0.231061 miles
T3 to SS2	0.116098 miles
SS2 to T4	0.114962 miles
T4 to SF	0.209848 miles
T4 to FS	0.131439 miles
FS to SF	0.078409 miles
Lap	1.015000 miles
PI to PO	0.209280 miles
PO to SF	0.867235 miles
SF to PI	0.917992 miles
PO to SS1	0.116856 miles
T4 to PI	0.120833 miles
PO to PI	0.806818 miles

Color Legend	
	Fastest Lap
	Section Under Caution
	Section Under Green
	Section Time Data
	Section Speed Data

