

Event: **Royal Purple Pro Mazda GP of Mid-Ohio**
Track: **Mid-Ohio Sports Car Course**
Report: **Section Data Report**
Session: **Race 2**

Round 12 / 13
2.258 mile(s)
Pro Mazda
July 30, 2016



Section Data for Car 00 - Parsons, Jake (R)

Lap	T/SF to I1	I1 to I2A	I2A to I2	I2 to I3A	I3A to I3	I3 to I4	I4 to I5A	I5A to I5B	I5B to I5	I5 to I6A	I6A to I6	I6 to I7A	I7A to I7	I7 to I8	I8 to SF	
1	T	5.3743	8.4813	4.9368	9.7853	8.3829	2.7905	7.9615	5.9644	5.2770	5.9115	7.3647	3.5310	5.9940	6.2853	5.0187
	S	95.911	94.459	116.702	63.337	115.495	137.317	87.952	64.359	64.732	86.273	75.359	107.747	89.180	65.738	88.985
2	T	4.6534	7.7217	4.9105	9.5795	8.2636	2.7972	7.6831	5.3522	4.8335	5.2531	6.5369	3.4365	5.6459	6.0415	4.7680
	S	110.769	103.751	117.327	64.698	117.162	136.988	91.139	71.721	70.672	97.086	84.903	110.710	94.679	68.391	93.664
3	T	4.6634	7.6672	4.8718	9.0982	8.1981	2.8028	7.5125	5.3717	4.7098	5.1474	6.5559	3.4596	5.6144	5.8855	4.7051
	S	110.532	104.489	118.259	68.120	118.098	136.714	93.208	71.460	72.528	99.079	84.657	109.971	95.210	70.203	94.916
4	T	4.5816	7.3071	4.7230	8.7423	8.1615	2.8051	7.4657	5.3766	4.8565	5.1688	6.5274	3.4265	5.5363	5.7906	4.6278
	S	112.505	109.638	121.985	70.894	118.628	136.602	93.793	71.395	70.337	98.669	85.026	111.033	96.553	71.354	96.502
5	T	4.5319	7.5947	4.7866	8.8998	8.1473	2.7921	7.4883	5.4062	4.7444	5.0930	6.3558	3.4053	5.4515	5.8135	4.6867
	S	113.739	105.486	120.364	69.639	118.835	137.238	93.510	71.004	71.999	100.137	87.322	111.724	98.055	71.073	95.289
6	T	4.5038	7.4304	4.7827	8.5799	8.0844	2.7844	7.2240	5.3567	4.5739	5.1051	6.3015	3.3915	5.3706	5.5730	4.6024
	S	114.449	107.819	120.463	72.235	119.759	137.617	96.931	71.660	74.683	99.900	88.074	112.179	99.532	74.140	97.034
7	T	4.4796	7.3423	4.7476	8.6129	8.0758	2.7810	7.6877	5.5055	4.7379	5.1388	6.4732	3.4451	5.5326	5.7728	4.7137
	S	115.067	109.112	121.353	71.959	119.887	137.786	91.084	69.724	72.098	99.245	85.738	110.434	96.617	71.574	94.743
8	T	4.5502	7.9339	5.0167	10.2152	8.5983	2.8307	9.2474	6.4570	5.5053	6.3011	7.3609	3.7800	7.5171	7.9543	6.5756
	S	113.282	100.976	114.844	60.672	112.602	135.366	75.722	59.449	62.048	80.938	75.398	100.649	71.111	51.944	67.916
9	T	6.2113	12.9586	11.6987	16.7319	15.9460	6.4116	15.4526	8.5637	7.0337	9.8854	11.9163	6.5154	12.3170	9.8105	9.6388
	S	82.987	61.823	49.248	37.041	60.716	59.764	45.315	44.825	48.565	51.591	46.575	58.393	43.399	42.116	46.333
10	T	10.4822	16.5242	10.7215	12.6106	17.0618	7.6869	13.3192	7.1382	7.3996	9.1956	11.4941	6.7325	10.9814	9.3378	8.3070
	S	49.174	48.483	53.737	49.147	56.746	49.849	52.573	53.776	46.163	55.461	48.286	56.510	48.677	44.248	53.761
11	T	9.5985	14.7812	10.1263	11.9758	16.2308	5.6324	13.4710	7.5652	7.4096	8.8362	10.5155	7.0181	9.5062	9.5341	8.5883
	S	53.702	54.200	56.895	51.752	59.651	68.032	51.980	50.741	46.101	57.717	52.779	54.210	56.231	43.337	52.000
12	T	9.3719	14.2849	9.6178	12.2151	15.9119	5.9479	14.7414	5.7926	6.4944	9.2170	10.3861	6.9108	8.2126	8.8292	8.1716
	S	55.000	56.083	59.903	50.738	60.846	64.423	47.501	66.268	52.598	55.333	53.437	55.052	65.088	46.797	54.652
13	T	10.0822	11.4440	10.6851	12.5138	14.3755	6.8095	13.9219	5.7656	5.9467	8.8339	10.2538	6.2739	8.9593	8.5681	8.9237
	S	51.125	70.005	53.920	49.527	67.349	56.272	50.297	66.578	57.442	57.732	54.126	60.641	59.664	48.223	50.045
14	T	9.5706	12.0208	9.1315	11.5718	15.8511	6.5085	11.8626	6.8186	7.3337	8.8392	9.8359	7.6324	10.4876	8.7772	8.3519
	S	53.858	66.646	63.093	53.559	61.080	58.874	59.028	56.297	46.578	57.698	56.426	49.847	50.969	47.074	53.472
15	T	5.2867	8.1492	4.8616	8.9740	8.1993	2.7855	7.6874	5.6632	4.9962	5.2042	6.5633	3.4180	5.5663	5.8542	4.6466
	S	97.500	98.309	118.508	69.063	118.081	137.563	91.088	67.782	68.370	97.998	84.561	111.309	96.032	70.579	96.111
16	T	4.5010	7.4037	4.7191	8.6321	7.9999	2.7427	7.2496	5.3686	4.7981	5.2202	6.3675	3.4007	5.5114	5.6021	4.6296
	S	114.520	108.208	122.086	71.799	121.024	139.710	96.588	71.502	71.193	97.697	87.161	111.875	96.989	73.755	96.464
17	T	4.5110	7.3618	4.7398	8.6319	8.0741	2.7605	7.2669	5.2905	4.5678	5.0975	6.3160	3.3984	5.2913	5.5271	4.6327
	S	114.266	108.823	121.553	71.800	119.912	138.809	96.358	72.557	74.782	100.049	87.872	111.951	101.023	74.756	96.400
18	T	4.4876	7.1822	4.6993	8.5970	8.0989	2.7771	7.1240	5.2324	4.4565	5.0528	6.2161	3.3709	5.2068	5.4928	4.5863
	S	114.862	111.545	122.600	72.092	119.545	137.979	98.291	73.363	76.650	100.934	89.284	112.864	102.663	75.222	97.375
19	T	4.4646	7.2893	4.6867	8.4345	8.0914	2.7784	7.0773	5.2417	4.4723	5.0542	6.2766	3.4118	5.0616	5.5985	4.5616
	S	115.454	109.906	122.930	73.481	119.656	137.915	98.940	73.233	76.379	100.906	88.424	111.511	105.608	73.802	97.902

Event: Royal Purple Pro Mazda GP of Mid-Ohio
Track: Mid-Ohio Sports Car Course
Report: Section Data Report
Session: Race 2

Round 12 / 13
2.258 mile(s)
Pro Mazda
July 30, 2016



Section Data for Car 00 - Parsons, Jake (R)

Lap	T/S	I1 to I2	I2 to I3	I4 to I5	I5 to I6	I6 to I7	Lap	PI to PO	PO to SF	SF to PI
1	T	13.4181	18.1682	19.2029	13.2762	9.5250	93.0592		132.9820	
	S	102.643	87.403	74.243	80.219	96.063	87.351		57.255	
2	T	12.6322	17.8431	17.8688	11.7900	9.0824	87.4766			
	S	109.029	88.995	79.786	90.331	100.744	92.925			
3	T	12.5390	17.2963	17.5940	11.7033	9.0740	86.2634			
	S	109.839	91.809	81.032	91.000	100.838	94.232			
4	T	12.0301	16.9038	17.6988	11.6962	8.9628	85.0968			
	S	114.486	93.941	80.552	91.055	102.089	95.524			
5	T	12.3813	17.0471	17.6389	11.4488	8.8568	85.1971			
	S	111.238	93.151	80.826	93.023	103.310	95.412			
6	T	12.2131	16.6643	17.1546	11.4066	8.7621	83.6643			
	S	112.770	95.291	83.108	93.367	104.427	97.160			
7	T	12.0899	16.6887	17.9311	11.6120	8.9777	85.0465			
	S	113.919	95.151	79.509	91.715	101.919	95.581			
8	T	12.9506	18.8135	21.2097	13.6620	11.2971	99.8437			
	S	106.348	84.405	67.218	77.953	80.994	81.415			
9	T	24.6573	32.6779	31.0500	21.8017	18.8324	161.0915			
	S	55.857	48.594	45.916	48.849	48.586	50.461			
10	T	27.2457	29.6724	27.8570	20.6897	17.7139	158.9926			
	S	50.550	53.516	51.179	51.475	51.654	51.127			
11	T	24.9075	28.2066	28.4458	19.3517	16.5243	150.7892			
	S	55.296	56.297	50.119	55.034	55.373	53.908			
12	T	23.9027	28.1270	27.0284	19.6031	15.1234	146.1052			
	S	57.620	56.457	52.748	54.328	60.502	55.637			
13	T	22.1291	26.8893	25.6342	19.0877	15.2332	143.3570			
	S	62.238	59.055	55.616	55.795	60.066	56.703			
14	T	21.1523	27.4229	26.0149	18.6751	18.1200	144.5934			
	S	65.112	57.906	54.803	57.028	50.497	56.218			
15	T	13.0108	17.1733	18.3468	11.7675	8.9843	87.8557			
	S	105.856	92.466	77.707	90.504	101.844	92.524			
16	T	12.1228	16.6320	17.4163	11.5877	8.9121	84.1463			
	S	113.610	95.476	81.859	91.908	102.669	96.603			
17	T	12.1016	16.7060	17.1252	11.4135	8.6897	83.4673			
	S	113.809	95.053	83.251	93.311	105.297	97.389			
18	T	11.8815	16.6959	16.8129	11.2689	8.5777	82.5807			
	S	115.917	95.110	84.797	94.508	106.672	98.435			
19	T	11.9760	16.5259	16.7913	11.3308	8.4734	82.5005			
	S	115.003	96.089	84.906	93.992	107.985	98.530			

Event: Royal Purple Pro Mazda GP of Mid-Ohio
Track: Mid-Ohio Sports Car Course
Report: Section Data Report
Session: Race 2

Round 12 / 13
2.258 mile(s)
Pro Mazda
July 30, 2016



Section Data for Car 00 - Parsons, Jake (R)

Lap	T/SF to I1	I1 to I2A	I2A to I2	I2 to I3A	I3A to I3	I3 to I4	I4 to I5A	I5A to I5B	I5B to I5	I5 to I6A	I6A to I6	I6 to I7A	I7A to I7	I7 to I8	I8 to SF	
20	T	4.3965	7.5474	4.7699	8.5450	8.0832	2.7781	7.0337	5.2365	4.5316	5.0756	6.2653	3.3830	5.2023	5.6551	4.7749
	S	117.242	106.147	120.786	72.530	119.777	137.929	99.553	73.305	75.380	100.481	88.583	112.461	102.752	73.064	93.529
21	T	5.9636	10.2343	6.4251	9.8729	10.0507	3.5705	9.8875	7.1316	6.0160	7.6643	8.4526	4.9618	7.7954		
	S	86.433	78.280	89.670	62.775	96.330	107.319	70.819	53.826	56.780	66.542	65.660	76.677	68.572		
22	T			5.4925	9.2892	8.2447	2.8094	7.6210	5.4246	4.7214	5.2436	6.3929	3.4094	5.4232	5.8752	4.7297
	S			104.895	66.720	117.431	136.393	91.881	70.763	72.349	97.261	86.815	111.590	98.566	70.326	94.423
23	T	4.5169	7.2783	4.7672	8.4682	8.1028	2.7901	7.1687	5.3424	4.6397	5.0788	6.2626	3.3885	5.1927	5.4903	4.7083
	S	114.117	110.072	120.854	73.188	119.487	137.336	97.678	71.852	73.623	100.417	88.621	112.278	102.942	75.257	94.852
24	T	4.5557	7.7894	5.7190	9.5888	8.5014	2.9520	7.7314	5.3341	4.7033						
	S	113.145	102.850	100.741	64.635	113.885	129.804	90.569	71.964	72.628						

Event: Royal Purple Pro Mazda GP of Mid-Ohio
Track: Mid-Ohio Sports Car Course
Report: Section Data Report
Session: Race 2

Round 12 / 13
2.258 mile(s)
Pro Mazda
July 30, 2016



Section Data for Car 00 - Parsons, Jake (R)

Lap	T/S	I1 to I2	I2 to I3	I4 to I5	I5 to I6	I6 to I7	Lap	PI to PO	PO to SF	SF to PI
20	T	12.3173	16.6282	16.8018	11.3409	8.5853	83.2781			
	S	111.816	95.498	84.853	93.908	106.578	97.610			
21	T	16.6594	19.9236	23.0351	16.1169	12.7572	118.3703	61.0296		106.1241
	S	82.672	79.702	61.892	66.080	71.724	68.673	14.713		72.394
22	T		17.5339	17.7670	11.6365	8.8326	134.3817		85.5983	
	S		90.565	80.243	91.522	103.594	60.490		88.949	
23	T	12.0455	16.5710	17.1508	11.3414	8.5812	83.1955			
	S	114.339	95.827	83.126	93.904	106.628	97.707			
24	T	13.5084	18.0902	17.7688						
	S	101.957	87.780	80.235						

Event: Royal Purple Pro Mazda GP of Mid-Ohio
Track: Mid-Ohio Sports Car Course
Report: Section Data Report
Session: Race 2

Round 12 / 13
2.258 mile(s)
Pro Mazda
July 30, 2016



Section Data for Car 13 - Eberle*, Bobby

Lap	T/SF to I1	I1 to I2A	I2A to I2	I2 to I3A	I3A to I3	I3 to I4	I4 to I5A	I5A to I5B	I5B to I5	I5 to I6A	I6A to I6	I6 to I7A	I7A to I7	I7 to I8	I8 to SF	
1	T	5.3499	8.9695	5.1799	9.5316	8.3085	2.7813	7.8401	5.9058	5.2959	6.2277	7.1648	3.5496	6.1585	6.3795	5.1553
	S	96.348	89.318	111.225	65.023	116.529	137.771	89.314	64.998	64.501	81.892	77.462	107.182	86.798	64.767	86.628
2	T	4.7373	8.0922	5.0872	9.2728	8.3605	2.8520	7.5871	5.5637	4.8597	5.4593	6.8031	3.5681	5.7872	6.0516	4.9052
	S	108.808	99.001	113.252	66.838	115.804	134.355	92.292	68.994	70.291	93.419	81.580	106.627	92.367	68.276	91.044
3	T	4.5902	7.7212	5.0244	8.7419	8.2900	2.8452	7.4993	5.4171	4.5963	5.2810	6.6048	3.5077	5.6513	5.8000	4.8603
	S	112.295	103.758	114.668	70.897	116.789	134.677	93.372	70.861	74.319	96.573	84.030	108.463	94.588	71.238	91.885
4	T	4.5699	7.6054	5.0187	9.4421	8.1852	2.8189	7.5644	5.4966	4.7497	5.2852	6.6093	3.5130	5.8394	5.7726	4.8614
	S	112.793	105.338	114.798	65.639	118.284	135.933	92.569	69.837	71.918	96.496	83.973	108.299	91.541	71.576	91.865
5	T	4.5619	7.6448	4.8473	8.7418	8.2565	2.8337	7.3545	5.4430	4.6190	5.2678	6.6274	3.5109	5.5296	5.8435	4.7939
	S	112.991	104.795	118.857	70.898	117.263	135.223	95.211	70.524	73.953	96.815	83.743	108.364	96.670	70.708	93.158
6	T	4.5559	7.5343	4.8167	8.7550	8.2506	2.8297	7.4682	5.3646	4.5886	5.3362	6.6138	3.4956	5.5984	5.7928	4.7948
	S	113.140	106.332	119.612	70.791	117.347	135.414	93.761	71.555	74.443	95.574	83.915	108.838	95.482	71.327	93.141
7	T	4.5237	7.5262	4.8655	9.1046	8.2862	2.8299	8.3640	5.9055	5.0748	5.8276	7.1623	3.6027	6.1665	6.3742	5.4305
	S	113.945	106.446	118.413	68.072	116.843	135.405	83.719	65.001	67.311	87.515	77.489	105.603	86.685	64.821	82.238
8	T	5.1128	18.5842	7.6117	18.6982	10.4755	3.3739	10.8542	7.1185	6.4830	7.6594	8.7261	4.2533	8.2545	8.1793	7.2163
	S	100.816	43.108	75.691	33.146	92.423	113.572	64.512	53.925	52.690	66.585	63.602	89.449	64.758	50.516	61.886
9	T	5.9441	11.0421	6.1297	12.0313	9.2729	3.2102	10.0903	15.8667	7.0665	8.7659	9.0225	4.1419	8.3085	8.2933	7.3476
	S	86.717	72.553	93.991	51.513	104.410	119.364	69.396	24.193	48.339	58.180	61.513	91.855	64.337	49.821	60.781
10	T	5.9461	12.2791	10.2137	13.3977	15.4912	7.5573	13.7851	7.4957	7.0645	9.0406	11.1671	6.7050	10.9489	9.6977	8.1981
	S	86.688	65.244	56.408	46.260	62.499	50.704	50.796	51.211	48.353	56.412	49.700	56.742	48.822	42.606	54.475
11	T	9.8760	14.6439	9.3254	11.6794	16.2714	5.3931	13.6611	7.2588	7.9727	8.9960	10.2248	6.8242	9.5017	10.0413	8.8695
	S	52.193	54.708	61.781	53.065	59.502	71.050	51.257	52.883	42.845	56.692	54.280	55.751	56.258	41.148	50.351
12	T	9.3324	13.5830	9.5814	11.8477	16.0490	6.4403	15.3760	6.5229	6.0035	8.5248	11.3660	5.4888	8.2653	9.8321	7.6319
	S	55.233	58.981	60.131	52.312	60.327	59.498	45.540	58.849	56.899	59.825	48.830	69.315	64.673	42.024	58.516
13	T	9.8613	12.6030	9.6053	14.0900	13.3069	6.5032	14.3725	6.5313	5.7402	7.9432	9.8167	6.2878	9.6383	8.3635	8.5831
	S	52.270	63.567	59.981	43.987	72.758	58.922	48.720	58.773	59.509	64.206	56.536	60.507	55.461	49.403	52.031
14	T	9.6826	11.4653	9.6185	11.7577	15.0621	6.7246	12.8566	6.3426	6.9303	9.3375	9.0664	7.5682	10.4374	8.5507	8.3846
	S	53.235	69.875	59.899	52.712	64.279	56.982	54.464	60.521	49.289	54.618	61.215	50.270	51.214	48.321	53.263
15	T	5.5197	8.8919	5.2137	9.8329	8.4097	2.8388	8.1349	5.7802	5.1051	5.9708	7.3758	3.6127	6.1622	6.3577	5.4314
	S	93.385	90.097	110.504	63.031	115.127	134.980	86.077	66.410	66.912	85.416	75.246	105.310	86.746	64.989	82.224
16	T	4.9271	8.4243	5.0439	9.4037	8.3632	2.8527	7.6425	5.6677	5.1108	5.9958	7.0701	3.5910	6.0349	6.1291	5.1930
	S	104.616	95.098	114.224	65.907	115.767	134.323	91.623	67.728	66.837	85.060	78.500	105.947	88.576	67.413	85.999
17	T	4.7360	8.0734	5.0174	8.9764	8.3096	2.8432	7.5487	5.5454	4.8316	5.6494	6.8509	3.5632	5.8672	5.8787	4.9604
	S	108.838	99.232	114.828	69.045	116.514	134.771	92.761	69.222	70.699	90.275	81.011	106.773	91.107	70.285	90.031
18	T	4.6562	7.8896	5.0153	8.8077	8.2685	2.8419	7.3930	5.4370	4.6402	5.4911	6.7079	3.5343	5.8295	5.9132	4.9459
	S	110.703	101.543	114.876	70.367	117.093	134.833	94.715	70.602	73.616	92.878	82.738	107.646	91.697	69.874	90.295
19	T	4.6770	7.8313	4.9549	8.7977	8.2173	2.8271	7.2788	5.4001	4.7160	5.4449	6.6313	3.5221	5.7488	5.8000	4.8342
	S	110.211	102.299	116.276	70.447	117.822	135.539	96.201	71.085	72.432	93.666	83.694	108.019	92.984	71.238	92.382

Event: Royal Purple Pro Mazda GP of Mid-Ohio
Track: Mid-Ohio Sports Car Course
Report: Section Data Report
Session: Race 2

Round 12 / 13
2.258 mile(s)
Pro Mazda
July 30, 2016



Section Data for Car 13 - Eberle*, Bobby

Lap	T/S	I1 to I2	I2 to I3	I4 to I5	I5 to I6	I6 to I7	Lap	PO to SF
1	T	14.1494	17.8401	19.0418	13.3925	9.7081	93.7979	125.6815
	S	97.338	89.010	74.871	79.522	94.251	86.663	60.581
2	T	13.1794	17.6333	18.0105	12.2624	9.3553	88.9870	
	S	104.502	90.054	79.158	86.851	97.806	91.348	
3	T	12.7456	17.0319	17.5127	11.8858	9.1590	86.4307	
	S	108.059	93.234	81.408	89.603	99.902	94.050	
4	T	12.6241	17.6273	17.8107	11.8945	9.3524	87.3318	
	S	109.099	90.085	80.046	89.537	97.836	93.079	
5	T	12.4921	16.9983	17.4165	11.8952	9.0405	85.8756	
	S	110.251	93.418	81.858	89.532	101.211	94.658	
6	T	12.3510	17.0056	17.4214	11.9500	9.0940	85.7952	
	S	111.511	93.378	81.835	89.121	100.616	94.747	
7	T	12.3917	17.3908	19.3443	12.9899	9.7692	91.0442	
	S	111.145	91.310	73.700	81.987	93.662	89.284	
8	T	26.1959	29.1737	24.4557	16.3855	12.5078	132.6009	
	S	52.576	54.431	58.297	64.996	73.154	61.303	
9	T	17.1718	21.3042	33.0235	17.7884	12.4504	126.5335	
	S	80.205	74.537	43.172	59.870	73.492	64.242	
10	T	22.4928	28.8889	28.3453	20.2077	17.6539	148.9878	
	S	61.232	54.968	50.297	52.703	51.830	54.560	
11	T	23.9693	27.9508	28.8926	19.2208	16.3259	150.5393	
	S	57.460	56.812	49.344	55.409	56.046	53.998	
12	T	23.1644	27.8967	27.9024	19.8908	13.7541	145.8451	
	S	59.456	56.923	51.095	53.542	66.526	55.736	
13	T	22.2083	27.3969	26.6440	17.7599	15.9261	143.2463	
	S	62.016	57.961	53.509	59.967	57.453	56.747	
14	T	21.0838	26.8198	26.1295	18.4039	18.0056	143.7851	
	S	65.324	59.208	54.562	57.868	50.818	56.534	
15	T	14.1056	18.2426	19.0202	13.3466	9.7749	94.6375	
	S	97.640	87.047	74.956	79.796	93.607	85.894	
16	T	13.4682	17.7669	18.4210	13.0659	9.6259	91.4498	
	S	102.261	89.377	77.394	81.510	95.056	88.888	
17	T	13.0908	17.2860	17.9257	12.5003	9.4304	88.6515	
	S	105.209	91.864	79.533	85.198	97.027	91.694	
18	T	12.9049	17.0762	17.4702	12.1990	9.3638	87.3713	
	S	106.725	92.992	81.606	87.302	97.717	93.037	
19	T	12.7862	17.0150	17.3949	12.0762	9.2709	86.6815	
	S	107.716	93.327	81.960	88.190	98.696	93.778	

Event: Royal Purple Pro Mazda GP of Mid-Ohio
Track: Mid-Ohio Sports Car Course
Report: Section Data Report
Session: Race 2

Round 12 / 13
2.258 mile(s)
Pro Mazda
July 30, 2016



Section Data for Car 13 - Eberle*, Bobby

Lap	T/SF to I1	I1 to I2A	I2A to I2	I2 to I3A	I3A to I3	I3 to I4	I4 to I5A	I5A to I5B	I5B to I5	I5 to I6A	I6A to I6	I6 to I7A	I7A to I7	I7 to I8	I8 to SF	
20	T	4.5573	7.7278	4.9522	8.6276	8.2026	2.8226	7.2788	5.3725	4.6672	5.3676	6.6243	3.5095	5.6462	5.7041	4.8251
	S	113.105	103.669	116.339	71.836	118.034	135.755	96.201	71.450	73.190	95.015	83.782	108.407	94.673	72.436	92.556
21	T	4.5513	7.7111	4.9272	8.5876	8.1981	2.8213	7.2643	5.3394	4.6710	5.3315	6.6453	3.5142	6.0091	5.7980	4.8350
	S	113.254	103.894	116.930	72.171	118.098	135.817	96.393	71.893	73.130	95.658	83.518	108.262	88.956	71.263	92.366
22	T	4.5706	7.8129	4.9503	8.5076	8.1803	2.8158	7.1846	5.4165	4.5338	5.2378	6.4947	3.4747	5.7805	5.7918	4.8898
	S	112.776	102.540	116.384	72.849	118.355	136.083	97.462	70.869	75.343	97.369	85.454	109.493	92.474	71.339	91.331
23	T	4.5750	7.6993	4.9640	8.5396	8.1648	2.8146	7.1425	5.4242	4.5498	5.1919	6.5067	3.4851	5.6702	5.7835	4.7295
	S	112.668	104.053	116.063	72.576	118.580	136.141	98.037	70.769	75.078	98.230	85.297	109.166	94.273	71.441	94.427
24	T	4.4956	7.4848	4.8405	8.4432	8.1471	2.8113	7.0546	5.3340	4.4706	5.2536	6.4163	3.4706	5.6225	5.7372	4.7324
	S	114.658	107.035	119.024	73.405	118.838	136.301	99.258	71.965	76.408	97.076	86.498	109.622	95.073	72.018	94.369
25	T	5.2577	8.2787	4.9964												
	S	98.038	96.771	115.310												

Event: Royal Purple Pro Mazda GP of Mid-Ohio
Track: Mid-Ohio Sports Car Course
Report: Section Data Report
Session: Race 2

Round 12 / 13
2.258 mile(s)
Pro Mazda
July 30, 2016



Section Data for Car 13 - Eberle*, Bobby

Lap	T/S	I1 to I2	I2 to I3	I4 to I5	I5 to I6	I6 to I7	Lap	PO to SF
20	T	12.6800	16.8302	17.3185	11.9919	9.1557	85.8854	
	S	108.618	94.351	82.321	88.810	99.938	94.647	
21	T	12.6383	16.7857	17.2747	11.9768	9.5233	86.2044	
	S	108.976	94.602	82.530	88.922	96.080	94.297	
22	T	12.7632	16.6879	17.1349	11.7325	9.2552	85.6417	
	S	107.910	95.156	83.203	90.773	98.863	94.916	
23	T	12.6633	16.7044	17.1165	11.6986	9.1553	85.2407	
	S	108.761	95.062	83.293	91.037	99.942	95.363	
24	T	12.3253	16.5903	16.8592	11.6699	9.0931	84.3143	
	S	111.744	95.716	84.564	91.260	100.626	96.411	
25	T	13.2751						
	S	103.749						

Event: Royal Purple Pro Mazda GP of Mid-Ohio
Track: Mid-Ohio Sports Car Course
Report: Section Data Report
Session: Race 2

Round 12 / 13
2.258 mile(s)
Pro Mazda
July 30, 2016



Section Data for Car 2 - Jamin, Nico (R)

Lap	T/SF to I1	I1 to I2A	I2A to I2	I2 to I3A	I3A to I3	I3 to I4	I4 to I5A	I5A to I5B	I5B to I5	I5 to I6A	I6A to I6	I6 to I7A	I7A to I7	I7 to I8	I8 to SF	
1	T	5.3605	8.1468	4.9086	9.7718	8.6207	2.8677	8.0568	5.8318	5.0841	5.5410	6.6531	3.4937	5.8452	6.0436	4.9198
	S	96.158	98.338	117.373	63.425	112.309	133.620	86.911	65.822	67.188	92.041	83.420	108.897	91.450	68.367	90.774
2	T	4.6358	7.7049	4.9088	8.9474	8.3365	2.8455	7.5421	5.4552	4.7266	5.2884	6.5384	3.4612	5.7893	5.7239	4.7376
	S	111.190	103.978	117.368	69.268	116.138	134.662	92.842	70.367	72.270	96.437	84.883	109.920	92.333	72.185	94.265
3	T	4.5254	7.3966	4.8184	8.6982	8.1800	2.8180	7.2943	5.3238	4.6963	5.1626	6.3824	3.4183	5.5008	5.5194	4.6700
	S	113.903	108.311	119.570	71.253	118.360	135.977	95.997	72.103	72.736	98.787	86.958	111.299	97.176	74.860	95.630
4	T	4.4477	7.2771	4.7611	8.5262	8.1485	2.8136	7.0501	5.2801	4.5157	5.0743	6.2633	3.3924	5.3756	5.3917	4.7017
	S	115.892	110.090	121.009	72.690	118.817	136.189	99.322	72.700	75.645	100.506	88.611	112.149	99.439	76.633	94.985
5	T	4.4393	7.1732	4.7240	8.4565	8.1247	2.8013	6.9296	5.2091	4.5113	5.0759	6.2303	3.3820	5.2321	5.3799	4.6849
	S	116.112	111.685	121.959	73.290	119.165	136.787	101.049	73.691	75.719	100.475	89.081	112.494	102.167	76.801	95.326
6	T	4.4333	7.0789	4.6788	8.4057	8.1076	2.7971	6.8565	5.1616	4.4889	5.0660	6.1915	3.3721	5.2871	5.5120	4.6241
	S	116.269	113.172	123.138	73.732	119.417	136.993	102.126	74.369	76.097	100.671	89.639	112.824	101.104	74.960	96.579
7	T	4.4543	7.2790	4.7699	8.5791	8.1359	2.7975	7.6180	5.4987	4.7022	5.1364	6.3792	3.4156	5.5774	5.5496	4.8014
	S	115.721	110.061	120.786	72.242	119.001	136.973	91.917	69.810	72.645	99.291	87.002	111.387	95.841	74.453	93.013
8	T	4.7407	8.2419	5.1061	10.0386	8.3033	2.8206	8.9747	6.5133	5.8764	7.2371	8.4083	4.3094	7.8480	7.6821	7.0475
	S	108.730	97.203	112.833	61.739	116.602	135.851	78.022	58.935	58.129	70.470	66.006	88.285	68.112	53.785	63.369
9	T	7.5675	15.4115	11.2264	17.0544	16.6092	6.4553	15.5656	8.4884	7.5277	10.1783	11.9440	6.7797	11.6421	9.6586	9.6025
	S	68.114	51.983	51.320	36.341	58.292	59.359	44.986	45.222	45.378	50.107	46.467	56.117	45.915	42.779	46.508
10	T	10.5526	15.9671	10.4034	13.9260	16.0309	5.9495	14.9149	8.4292	7.5483	9.5266	11.1274	6.3798	10.9417	9.1664	8.5245
	S	48.846	50.174	55.380	44.505	60.395	64.406	46.948	45.540	45.254	53.534	49.877	59.634	48.854	45.076	52.389
11	T	8.9598	14.6790	9.7964	13.5619	15.0945	5.9812	14.3930	7.6359	7.1649	8.7817	10.9041	6.7518	9.6297	8.9708	8.5576
	S	57.530	54.577	58.811	45.700	64.141	64.064	48.651	50.271	47.676	58.075	50.898	56.349	55.510	46.059	52.186
12	T	9.1091	14.1426	9.8029	12.8570	14.9531	5.9051	13.6421	7.6057	6.9759	8.7513	10.0392	6.1787	9.5628	8.9450	7.9160
	S	56.587	56.647	58.772	48.205	64.748	64.890	51.328	50.471	48.967	58.277	55.283	61.575	55.898	46.191	56.416
13	T	9.5719	11.6945	10.6042	12.0136	15.2359	6.0448	13.0555	7.2954	6.8717	8.2392	10.3504	6.5498	8.5618	8.5581	8.1085
	S	53.851	68.505	54.331	51.589	63.546	63.390	53.635	52.617	49.710	61.899	53.621	58.086	62.434	48.280	55.077
14	T	8.9718	12.3059	9.9270	12.0213	15.5510	5.9779	12.4108	7.2501	7.5276	8.6550	10.0653	7.6261	10.7990	8.9644	9.3634
	S	57.453	65.102	58.037	51.556	62.258	64.100	56.421	52.946	45.378	58.925	55.140	49.888	49.500	46.091	47.695
15	T	5.4308	7.9230	4.9124	8.9824	8.2202	2.8079	7.4990	5.2748	4.6711	5.2638	6.4312	3.4126	5.6201	5.5530	4.7741
	S	94.913	101.115	117.282	68.999	117.781	136.466	93.376	72.773	73.129	96.888	86.298	111.485	95.113	74.407	93.545
16	T	4.6066	7.5959	4.7902	8.6245	8.1448	2.8031	7.1691	5.2802	4.5764	5.1869	6.3364	3.4062	5.3930	5.4716	4.7295
	S	111.895	105.470	120.274	71.862	118.871	136.699	97.673	72.699	74.642	98.325	87.589	111.695	99.118	75.514	94.427
17	T	4.4832	7.2183	4.7139	8.5209	8.0947	2.7854	7.0886	5.1875	4.5627	5.0871	6.2017	3.3846	5.2179	5.3773	4.6569
	S	114.975	110.987	122.221	72.736	119.607	137.568	98.782	73.998	74.866	100.254	89.492	112.408	102.445	76.838	95.899
18	T	4.4038	7.0160	4.6514	8.3115	8.0535	2.7858	6.9101	5.1672	4.4049	5.0374	6.1634	3.3771	5.1594	5.3550	4.6299
	S	117.048	114.187	123.863	74.568	120.219	137.548	101.334	74.289	77.548	101.243	90.048	112.657	103.606	77.158	96.458
19	T	4.3962	6.9565	4.6363	8.2272	8.0368	2.7818	6.9099	5.1226	4.3744	5.0172	6.0996	3.3512	5.0300	5.2141	4.6352
	S	117.250	115.164	124.266	75.332	120.469	137.746	101.337	74.935	78.089	101.650	90.990	113.528	106.271	79.243	96.348

Event: Royal Purple Pro Mazda GP of Mid-Ohio
Track: Mid-Ohio Sports Car Course
Report: Section Data Report
Session: Race 2

Round 12 / 13
 2.258 mile(s)
 Pro Mazda
 July 30, 2016



Section Data for Car 2 - Jamin, Nico (R)

Lap	T/S	I1 to I2	I2 to I3	I4 to I5	I5 to I6	I6 to I7	Lap	PO to SF
1	T	13.0554	18.3925	18.9727	12.1941	9.3389	91.1452	135.0851
	S	105.494	86.337	75.144	87.337	97.977	89.185	56.363
2	T	12.6137	17.2839	17.7239	11.8268	9.2505	86.6416	
	S	109.189	91.875	80.438	90.050	98.914	93.821	
3	T	12.2150	16.8782	17.3144	11.5450	8.9191	84.4045	
	S	112.753	94.083	82.341	92.248	102.589	96.308	
4	T	12.0382	16.6747	16.8459	11.3376	8.7680	83.0191	
	S	114.409	95.231	84.631	93.935	104.357	97.915	
5	T	11.8972	16.5812	16.6500	11.3062	8.6141	82.3541	
	S	115.764	95.768	85.627	94.196	106.221	98.705	
6	T	11.7577	16.5133	16.5070	11.2575	8.6592	82.0612	
	S	117.138	96.162	86.368	94.604	105.668	99.058	
7	T	12.0489	16.7150	17.8189	11.5156	8.9930	84.6942	
	S	114.307	95.002	80.010	92.483	101.746	95.978	
8	T	13.3480	18.3419	21.3644	15.6454	12.1574	103.1480	
	S	103.182	86.575	66.732	68.071	75.263	78.807	
9	T	26.6379	33.6636	31.5817	22.1223	18.4218	165.7112	
	S	51.704	47.171	45.143	48.141	49.669	49.054	
10	T	26.3705	29.9569	30.8924	20.6540	17.3215	159.3883	
	S	52.228	53.008	46.150	51.564	52.825	51.000	
11	T	24.4754	28.6564	29.1938	19.6858	16.3815	150.8623	
	S	56.272	55.414	48.835	54.100	55.856	53.882	
12	T	23.9455	27.8101	28.2237	18.7905	15.7415	146.3865	
	S	57.517	57.100	50.514	56.678	58.127	55.530	
13	T	22.2987	27.2495	27.2226	18.5896	15.1116	142.7553	
	S	61.765	58.275	52.371	57.290	60.550	56.942	
14	T	22.2329	27.5723	27.1885	18.7203	18.4251	147.4166	
	S	61.948	57.592	52.437	56.890	49.661	55.142	
15	T	12.8354	17.2026	17.4449	11.6950	9.0327	86.7764	
	S	107.303	92.309	81.725	91.065	101.299	93.675	
16	T	12.3861	16.7693	17.0257	11.5233	8.7992	84.1144	
	S	111.195	94.694	83.737	92.421	103.987	96.640	
17	T	11.9322	16.6156	16.8388	11.2888	8.6025	82.5807	
	S	115.425	95.570	84.666	94.341	106.364	98.435	
18	T	11.6674	16.3650	16.4822	11.2008	8.5365	81.4264	
	S	118.045	97.034	86.498	95.082	107.187	99.830	
19	T	11.5928	16.2640	16.4069	11.1168	8.3812	80.7890	
	S	118.804	97.636	86.895	95.801	109.173	100.618	

Event: Royal Purple Pro Mazda GP of Mid-Ohio
Track: Mid-Ohio Sports Car Course
Report: Section Data Report
Session: Race 2

Round 12 / 13
2.258 mile(s)
Pro Mazda
July 30, 2016



Section Data for Car 2 - Jamin, Nico (R)

Lap	T/SF to I1	I1 to I2A	I2A to I2	I2 to I3A	I3A to I3	I3 to I4	I4 to I5A	I5A to I5B	I5B to I5	I5 to I6A	I6A to I6	I6 to I7A	I7A to I7	I7 to I8	I8 to SF	
20	T	4.3865	6.9053	4.6131	8.2240	8.0287	2.7744	6.8370	5.1115	4.4030	5.0079	6.1077	3.3557	5.0594	5.3526	4.6156
	S	117.509	116.018	124.891	75.361	120.590	138.113	102.417	75.098	77.581	101.839	90.869	113.376	105.654	77.193	96.757
21	T	4.3954	6.9140	4.6325	8.2290	8.0472	2.7754	6.7972	5.0898	4.3599	4.9986	6.0994	3.3439	5.0137	5.2737	4.5890
	S	117.271	115.872	124.368	75.316	120.313	138.064	103.017	75.418	78.348	102.029	90.993	113.776	106.617	78.348	97.318
22	T	4.3871	6.8911	4.6229	8.1922	8.0269	2.7736	6.7746	5.0769	4.3170	4.9640	6.0983	3.3584	5.0199	5.3829	4.5870
	S	117.493	116.257	124.627	75.654	120.617	138.153	103.361	75.610	79.127	102.740	91.009	113.284	106.485	76.758	97.360
23	T	4.3714	6.8592	4.5952	8.1682	8.0278	2.7718	6.7730	5.0868	4.2368	4.9785	6.0831	3.3510	5.0612	5.2799	4.6091
	S	117.915	116.797	125.378	75.876	120.604	138.243	103.385	75.463	80.625	102.440	91.236	113.535	105.616	78.256	96.893
24	T	4.3933	6.9325	4.6151	8.1707	8.0206	2.7774	6.8464	5.0869	4.2742	4.9860	6.1243	3.3594	5.1527	5.4273	4.6223
	S	117.327	115.562	124.837	75.853	120.712	137.964	102.277	75.461	79.919	102.286	90.623	113.251	103.741	76.130	96.617
25	T	5.9040	10.1995	6.6928	8.8328	8.7564	3.1372	8.8061	6.1147	5.1665	6.1869	7.7048				
	S	87.306	78.547	86.083	70.167	110.568	122.141	79.516	62.777	66.117	82.432	72.033				

Event: Royal Purple Pro Mazda GP of Mid-Ohio
Track: Mid-Ohio Sports Car Course
Report: Section Data Report
Session: Race 2

Round 12 / 13
2.258 mile(s)
Pro Mazda
July 30, 2016



Section Data for Car 2 - Jamin, Nico (R)

Lap	T/S	I1 to I2	I2 to I3	I4 to I5	I5 to I6	I6 to I7	Lap	PO to SF
20	T	11.5184	16.2527	16.3515	11.1156	8.4151	80.7824	
	S	119.572	97.704	87.190	95.811	108.733	100.626	
21	T	11.5465	16.2762	16.2469	11.0980	8.3576	80.5587	
	S	119.281	97.563	87.751	95.963	109.481	100.905	
22	T	11.5140	16.2191	16.1685	11.0623	8.3783	80.4728	
	S	119.617	97.906	88.177	96.273	109.211	101.013	
23	T	11.4544	16.1960	16.0966	11.0616	8.4122	80.2530	
	S	120.240	98.046	88.570	96.279	108.771	101.290	
24	T	11.5476	16.1913	16.2075	11.1103	8.5121	80.7891	
	S	119.269	98.075	87.964	95.857	107.494	100.618	
25	T	16.8923	17.5892	20.0873	13.8917			
	S	81.533	90.280	70.974	76.664			

Event: Royal Purple Pro Mazda GP of Mid-Ohio
Track: Mid-Ohio Sports Car Course
Report: Section Data Report
Session: Race 2

Round 12 / 13
2.258 mile(s)
Pro Mazda
July 30, 2016



Section Data for Car 23 - Owen, Will

Lap	T/SF to I1	I1 to I2A	I2A to I2	I2 to I3A	I3A to I3	I3 to I4	I4 to I5A	I5A to I5B	I5B to I5	I5 to I6A	I6A to I6	I6 to I7A	I7A to I7	I7 to I8	I8 to SF	
1	T	5.3078	8.4722	4.9966	9.7057	8.3319	2.7745	7.8258	5.8261	5.2248	5.8234	7.0908	3.5414	5.8364	5.9828	4.9460
	S	97.113	94.561	115.306	63.857	116.202	138.108	89.477	65.887	65.379	87.578	78.270	107.431	91.588	69.062	90.293
2	T	4.7226	8.0653	4.9020	8.9917	8.2619	2.8128	7.4714	5.4070	4.8734	5.2305	6.6109	3.4715	5.6855	5.9311	4.7389
	S	109.146	99.331	117.531	68.927	117.186	136.228	93.721	70.994	70.093	97.505	83.952	109.594	94.019	69.664	94.239
3	T	4.6113	7.8243	4.8468	8.7161	8.1806	2.8006	7.1677	5.3471	4.6924	5.1435	6.4440	3.4354	5.4510	5.6481	4.7259
	S	111.781	102.391	118.869	71.107	118.351	136.821	97.692	71.789	72.797	99.154	86.127	110.745	98.064	73.154	94.499
4	T	4.4923	7.4743	4.7020	8.4412	8.1290	2.7953	7.0327	5.2791	4.5704	5.0617	6.2840	3.3979	5.3497	5.5572	4.7329
	S	114.742	107.185	122.530	73.422	119.102	137.081	99.567	72.714	74.740	100.757	88.320	111.968	99.921	74.351	94.359
5	T	4.4942	7.2997	4.6505	8.3294	8.1029	2.7860	7.0626	5.2766	4.3840	5.0453	6.2265	3.3983	5.3065	5.5627	4.6134
	S	114.693	109.749	123.887	74.408	119.486	137.538	99.146	72.748	77.918	101.084	89.135	111.954	100.734	74.277	96.803
6	T	4.4556	7.0980	4.5953	8.3186	8.0944	2.7835	6.9672	5.1647	4.4710	5.0381	6.2508	3.4209	5.1990	5.5121	4.6584
	S	115.687	112.868	125.375	74.504	119.611	137.662	100.503	74.324	76.401	101.229	88.789	111.215	102.817	74.959	95.868
7	T	4.4249	7.1401	4.6798	8.6087	8.1055	2.7774	7.6503	5.5578	4.9572	5.3525	6.5537	3.4461	5.4717	5.6617	4.7543
	S	116.490	112.202	123.111	71.994	119.448	137.964	91.529	69.068	68.908	95.283	84.685	110.401	97.693	72.978	93.934
8	T	4.6619	8.2815	5.1556	10.4055	8.4379	2.9419	10.0564	6.5875	6.2360	6.9350	8.1685	4.0607	7.3543	7.5334	6.6562
	S	110.567	96.738	111.750	59.562	114.742	130.250	69.630	58.272	54.777	73.540	67.944	93.692	72.685	54.847	67.094
9	T	6.9960	14.0640	11.2077	17.2051	16.1669	6.7726	15.5465	8.3979	7.7347	9.4649	11.9903	6.8210	11.8413	9.8390	9.2413
	S	73.678	56.964	51.405	36.023	59.887	56.578	45.041	45.709	44.163	53.883	46.287	55.777	45.142	41.994	48.326
10	T	10.6339	15.9844	10.6125	13.8076	16.5689	7.7753	12.4452	8.4286	7.6369	9.3266	11.1594	6.3327	10.8770	9.5093	8.5437
	S	48.473	50.120	54.288	44.886	58.434	49.282	56.265	45.543	44.729	54.682	49.734	60.078	49.145	43.450	52.271
11	T	8.9379	14.9430	10.1826	12.8220	14.8372	6.2886	14.1169	7.6677	7.2575	8.5847	10.7904	6.7529	9.6714	9.3416	8.3547
	S	57.671	53.613	56.580	48.337	65.254	60.933	49.602	50.062	47.067	59.408	51.435	56.339	55.271	44.230	53.454
12	T	9.2012	14.0127	10.0403	12.6170	15.2068	6.5380	12.8768	7.5255	6.9037	8.8222	10.1918	5.9260	9.8145	8.6548	7.9788
	S	56.020	57.172	57.382	49.122	63.668	58.608	54.379	51.008	49.479	57.809	54.456	64.201	54.465	47.740	55.972
13	T	9.6540	11.6605	10.6381	12.0546	14.9828	6.0420	15.0282	5.6529	6.6606	8.2388	10.2734	6.5078	8.7608	8.4904	8.3340
	S	53.393	68.705	54.158	51.414	64.620	63.420	46.594	67.906	51.285	61.902	54.023	58.461	61.016	48.665	53.587
14	T	8.7510	12.2545	9.9887	12.0729	15.3409	5.9547	12.4773	7.2950	7.5020	8.6249	9.9896	7.6577	10.7454	8.9551	9.3042
	S	58.902	65.375	57.679	51.336	63.111	64.349	56.120	52.620	45.533	59.131	55.558	49.683	49.746	46.139	47.999
15	T	5.3891	8.2958	4.8924	9.2051	8.2115	2.7448	7.5893	5.5145	4.6977	5.1862	6.5384	3.4211	5.4064	5.5847	4.7184
	S	95.648	96.571	117.762	67.329	117.906	139.603	92.265	69.610	72.715	98.338	84.883	111.208	98.873	73.985	94.649
16	T	4.4506	7.3808	4.6995	8.8280	8.0415	2.7905	7.2190	5.4201	4.6307	5.0976	6.3845	3.4016	5.2198	5.5798	4.6783
	S	115.817	108.543	122.595	70.205	120.398	137.317	96.998	70.822	73.767	100.047	86.929	111.846	102.407	74.050	95.460
17	T	4.4403	7.2084	4.6052	8.3961	7.9744	2.7184	7.5415	5.3491	4.7094	5.0974	6.2958	3.3859	5.1279	5.4417	4.6463
	S	116.086	111.139	125.106	73.817	121.411	140.959	92.850	71.762	72.534	100.051	88.154	112.364	104.243	75.929	96.118
18	T	4.4092	7.0030	4.6016	8.3814	8.0893	2.7664	6.8486	5.1934	4.3819	4.9993	6.2300	3.3766	5.0979	5.5446	4.5951
	S	116.904	114.399	125.203	73.946	119.687	138.513	102.244	73.914	77.955	102.014	89.085	112.674	104.856	74.520	97.189
19	T	4.3863	7.0210	4.6043	8.2400	8.0285	2.7586	6.8460	5.2124	4.4039	4.9986	6.1684	3.3603	5.0298	5.3649	4.5854
	S	117.515	114.106	125.130	75.215	120.593	138.904	102.283	73.644	77.566	102.029	89.975	113.220	106.276	77.016	97.394

Event: Royal Purple Pro Mazda GP of Mid-Ohio
Track: Mid-Ohio Sports Car Course
Report: Section Data Report
Session: Race 2

Round 12 / 13
 2.258 mile(s)
 Pro Mazda
 July 30, 2016



Section Data for Car 23 - Owen, Will

Lap	T/S	I1 to I2	I2 to I3	I4 to I5	I5 to I6	I6 to I7	Lap	PO to SF
1	T	13.4688	18.0376	18.8767	12.9142	9.3778	91.6862	134.3507
	S	102.257	88.036	75.526	82.467	97.571	88.659	56.672
2	T	12.9673	17.2536	17.7518	11.8414	9.1570	87.1765	
	S	106.211	92.036	80.312	89.939	99.924	93.245	
3	T	12.6711	16.8967	17.2072	11.5875	8.8864	85.0348	
	S	108.694	93.980	82.854	91.909	102.966	95.594	
4	T	12.1763	16.5702	16.8822	11.3457	8.7476	83.2997	
	S	113.111	95.832	84.449	93.868	104.600	97.585	
5	T	11.9502	16.4323	16.7232	11.2718	8.7048	82.5386	
	S	115.251	96.636	85.252	94.484	105.114	98.485	
6	T	11.6933	16.4130	16.6029	11.2889	8.6199	82.0276	
	S	117.783	96.750	85.869	94.340	106.150	99.098	
7	T	11.8199	16.7142	18.1653	11.9062	8.9178	85.1417	
	S	116.522	95.006	78.484	89.449	102.604	95.474	
8	T	13.4371	18.8434	22.8799	15.1035	11.4150	103.4723	
	S	102.498	84.271	62.312	70.513	80.158	78.560	
9	T	25.2717	33.3720	31.6791	21.4552	18.6623	163.2892	
	S	54.499	47.583	45.004	49.638	49.029	49.782	
10	T	26.5969	30.3765	28.5107	20.4860	17.2097	159.6420	
	S	51.783	52.276	50.005	51.987	53.168	50.919	
11	T	25.1256	27.6592	29.0421	19.3751	16.4243	150.5491	
	S	54.816	57.411	49.090	54.967	55.710	53.994	
12	T	24.0530	27.8238	27.3060	19.0140	15.7405	146.3101	
	S	57.260	57.072	52.211	56.011	58.130	55.559	
13	T	22.2986	27.0374	27.3417	18.5122	15.2686	142.9789	
	S	61.765	58.732	52.143	57.530	59.927	56.853	
14	T	22.2432	27.4138	27.2743	18.6145	18.4031	146.9139	
	S	61.919	57.925	52.272	57.213	49.720	55.330	
15	T	13.1882	17.4166	17.8015	11.7246	8.8275	87.3954	
	S	104.432	91.175	80.088	90.835	103.653	93.012	
16	T	12.0803	16.8695	17.2698	11.4821	8.6214	83.8223	
	S	114.010	94.132	82.553	92.753	106.131	96.977	
17	T	11.8136	16.3705	17.6000	11.3932	8.5138	82.9378	
	S	116.584	97.001	81.005	93.477	107.473	98.011	
18	T	11.6046	16.4707	16.4239	11.2293	8.4745	81.5183	
	S	118.683	96.411	86.805	94.841	107.971	99.717	
19	T	11.6253	16.2685	16.4623	11.1670	8.3901	81.0084	
	S	118.472	97.609	86.603	95.370	109.057	100.345	

Event: Royal Purple Pro Mazda GP of Mid-Ohio
Track: Mid-Ohio Sports Car Course
Report: Section Data Report
Session: Race 2

Round 12 / 13
2.258 mile(s)
Pro Mazda
July 30, 2016



Section Data for Car 23 - Owen, Will

Lap	T/SF to I1	I1 to I2A	I2A to I2	I2 to I3A	I3A to I3	I3 to I4	I4 to I5A	I5A to I5B	I5B to I5	I5 to I6A	I6A to I6	I6 to I7A	I7A to I7	I7 to I8	I8 to SF	
20	T	4.3827	6.9441	4.5805	8.2176	8.0014	2.7509	6.8168	5.2372	4.6506	5.0148	6.2212	3.3752	5.0154	5.5000	4.5865
	S	117.611	115.369	125.780	75.420	121.002	139.293	102.721	73.296	73.451	101.699	89.211	112.721	106.581	75.124	97.371
21	T	4.3904	6.9243	4.5488	8.2543	8.0047	2.7546	6.7758	5.1511	4.4053	4.9763	6.1997	3.3685	4.9662	5.4769	4.5256
	S	117.405	115.699	126.657	75.085	120.952	139.106	103.342	74.521	77.541	102.486	89.520	112.945	107.637	75.441	98.681
22	T	4.3534	6.8399	4.5528	8.1517	8.0214	2.7567	6.7865	5.1312	4.4119	4.9553	6.1499	3.3840	4.9708	5.3740	4.5430
	S	118.403	117.127	126.546	76.030	120.700	139.000	103.179	74.810	77.425	102.920	90.245	112.427	107.537	76.885	98.303
23	T	4.3559	6.8574	4.5653	8.2066	8.0452	2.7593	6.7475	5.1346	4.3002	4.9592	6.1796	3.3876	4.9681	5.5305	4.5295
	S	118.335	116.828	126.199	75.521	120.343	138.869	103.776	74.760	79.436	102.839	89.812	112.308	107.596	74.710	98.596
24	T	4.3493	6.8311	4.5640	8.2292	8.0201	2.7586	6.7683	5.1679	4.2771	4.9441	6.1750	3.3931	4.9818	5.5709	4.5345
	S	118.514	117.278	126.235	75.314	120.719	138.904	103.457	74.278	79.865	103.153	89.879	112.126	107.300	74.168	98.487
25	T	4.5518	9.5802	5.6899	8.6301	8.0544	2.8498	8.5166	6.5124	5.7347	6.5422	8.0538	3.9037			
	S	113.242	83.624	101.256	71.815	120.205	134.459	82.219	58.943	59.566	77.955	68.912	97.460			

Event: Royal Purple Pro Mazda GP of Mid-Ohio
Track: Mid-Ohio Sports Car Course
Report: Section Data Report
Session: Race 2

Round 12 / 13
2.258 mile(s)
Pro Mazda
July 30, 2016



Section Data for Car 23 - Owen, Will

Lap	T/S	I1 to I2	I2 to I3	I4 to I5	I5 to I6	I6 to I7	Lap	PO to SF
20	T	11.5246	16.2190	16.7046	11.2360	8.3906	81.2949	
	S	119.507	97.907	85.347	94.785	109.051	99.992	
21	T	11.4731	16.2590	16.3322	11.1760	8.3347	80.7225	
	S	120.044	97.666	87.293	95.293	109.782	100.701	
22	T	11.3927	16.1731	16.3296	11.1052	8.3548	80.3825	
	S	120.891	98.185	87.307	95.901	109.518	101.126	
23	T	11.4227	16.2518	16.1823	11.1388	8.3557	80.5265	
	S	120.573	97.709	88.101	95.612	109.506	100.946	
24	T	11.3951	16.2493	16.2133	11.1191	8.3749	80.5650	
	S	120.865	97.724	87.933	95.781	109.255	100.897	
25	T	15.2701	16.6845	20.7637	14.5960			
	S	90.194	95.175	68.662	72.965			

Event: Royal Purple Pro Mazda GP of Mid-Ohio
Track: Mid-Ohio Sports Car Course
Report: Section Data Report
Session: Race 2

Round 12 / 13
2.258 mile(s)
Pro Mazda
July 30, 2016



Section Data for Car 31 - Dapero, Nicolas (R)

Lap	T/SF to I1	I1 to I2A	I2A to I2	I2 to I3A	I3A to I3	I3 to I4	I4 to I5A	I5A to I5B	I5B to I5	I5 to I6A	I6A to I6	I6 to I7A	I7A to I7	I7 to I8	I8 to SF	
1	T	5.3554	8.6787	5.0653	9.7459	8.2698	2.7952	7.8759	5.7430	5.2431	6.0372	7.3701	3.5340	6.0441	6.0595	5.2423
	S	96.249	92.311	113.742	63.593	117.074	137.086	88.908	66.840	65.151	84.476	75.304	107.656	88.441	68.187	85.190
2	T	4.7255	9.2931	6.1963	9.1344	8.2221	2.8099	7.5515	5.5148	4.7620	5.3058	6.6433	3.4491	5.7655	6.1020	4.8538
	S	109.079	86.208	92.981	67.850	117.754	136.368	92.727	69.606	71.733	96.121	83.543	110.305	92.715	67.713	92.009
3	T	4.6334	7.6061	4.9466	9.0432	8.1464	2.7774	7.6791	5.4691	4.6092	5.1835	6.5730	3.4639	5.6290	5.9111	4.7020
	S	111.248	105.328	116.471	68.535	118.848	137.964	91.186	70.188	74.111	98.389	84.436	109.834	94.963	69.899	94.979
4	T	4.6041	7.5754	4.8348	9.0796	8.1474	2.8118	7.3381	5.2849	4.6512	5.1515	6.4695	3.4584	5.3990	5.7164	4.6890
	S	111.956	105.755	119.164	68.260	118.833	136.276	95.424	72.634	73.441	99.000	85.787	110.009	99.008	72.280	95.242
5	T	4.4725	7.1870	4.7570	8.6844	8.1992	2.8078	7.1751	5.3463	4.6184	5.1311	6.2878	3.4131	5.3920	5.7713	4.6341
	S	115.250	111.470	121.113	71.366	118.082	136.470	97.591	71.800	73.963	99.394	88.266	111.469	99.137	71.593	96.371
6	T	4.4552	7.2908	4.7152	8.5765	8.1392	2.8009	7.0923	5.3018	4.5077	5.0555	6.2645	3.4083	5.2080	5.7211	4.6315
	S	115.697	109.883	122.187	72.264	118.953	136.807	98.731	72.403	75.779	100.880	88.594	111.626	102.639	72.221	96.425
7	T	4.4117	7.0549	4.7343	8.7490	8.2095	2.8025	7.4224	5.3887	4.8349	5.2370	6.5050	3.4526	5.5210	5.8274	4.7128
	S	116.838	113.557	121.694	70.839	117.934	136.729	94.340	71.235	70.651	97.384	85.319	110.194	96.820	70.903	94.761
8	T	4.5380	7.9007	4.9230	13.3191	16.0959	3.6866	10.0568	6.8112	6.2813	7.5074	9.2156	5.2068	10.4886	9.6810	9.0667
	S	113.586	101.401	117.030	46.533	60.151	103.939	69.627	56.358	54.382	67.933	60.224	73.069	50.964	42.680	49.256
9	T	10.3472	16.8798	11.0406	12.6811	15.9637	7.8415	13.8963	7.1735	7.0568	9.2253	11.9257	6.3829	11.0662	9.2934	7.9963
	S	49.816	47.461	52.183	48.874	60.649	48.866	50.389	53.511	48.406	55.283	46.538	59.605	48.304	44.460	55.850
10	T	10.5192	14.7201	8.7912	12.1683	15.9866	5.5373	13.5941	7.4804	7.8623	8.9245	10.2726	7.0271	9.4303	9.9501	8.5086
	S	49.001	54.425	65.536	50.933	60.562	69.200	51.510	51.316	43.447	57.146	54.027	54.141	56.684	41.525	52.487
11	T	9.2843	14.2177	9.4910	11.9244	16.1941	5.8633	15.5456	6.8528	5.7337	8.3743	11.4065	5.6998	8.1249	9.6238	7.9024
	S	55.519	56.348	60.703	51.975	59.786	65.353	45.043	56.016	59.576	60.901	48.656	66.749	65.791	42.933	56.513
12	T	9.6146	12.2000	9.9419	14.6035	13.2148	6.5107	14.2140	6.3249	5.3342	8.5408	9.9595	6.2366	9.2062	8.6213	8.5822
	S	53.612	65.667	57.950	42.440	73.265	58.854	49.263	60.691	64.038	59.713	55.726	61.004	58.064	47.926	52.037
13	T	9.7462	11.6284	9.5609	11.4290	15.5013	6.6082	12.7642	5.9745	7.3467	9.0999	9.6216	7.5182	10.5796	8.3862	8.3899
	S	52.888	68.895	60.260	54.228	62.458	57.986	54.859	64.250	46.496	56.045	57.683	50.604	50.526	49.269	53.230
14	T	5.4571	8.3487	5.0140	9.3962	8.1797	2.7672	7.9019	5.5993	4.8409	5.3031	6.6660	3.6092	5.6592	5.8354	4.8238
	S	94.456	95.959	114.906	65.960	118.364	138.473	88.615	68.556	70.564	96.170	83.258	105.412	94.456	70.806	92.581
15	T	4.5830	7.8765	4.8685	8.8278	8.1209	2.7884	7.5272	5.3722	4.7359	5.2378	6.5789	3.4762	5.5344	5.8461	4.6495
	S	112.471	101.712	118.340	70.207	119.221	137.420	93.026	71.454	72.128	97.369	84.361	109.446	96.586	70.676	96.051
16	T	4.4664	7.3338	4.7278	8.5973	8.0965	2.7852	7.2920	5.3155	4.6608	5.1317	6.3936	3.4663	5.3184	5.8190	4.6370
	S	115.407	109.239	121.861	72.089	119.580	137.578	96.027	72.216	73.290	99.382	86.806	109.758	100.509	71.006	96.310
17	T	4.4423	7.1730	4.7281	8.6887	8.1491	2.8005	7.1940	5.2885	4.5376	5.0735	6.3005	3.4169	5.0760	5.6312	4.5754
	S	116.033	111.688	121.854	71.331	118.808	136.826	97.335	72.585	75.280	100.522	88.088	111.345	105.308	73.374	97.607
18	T	4.3998	7.2192	4.6992	8.4329	8.0941	2.7871	7.0506	5.2506	4.3821	5.0207	6.1794	3.3967	5.0770	5.6494	4.5732
	S	117.154	110.973	122.603	73.495	119.616	137.484	99.315	73.109	77.951	101.579	89.815	112.007	105.288	73.137	97.654
19	T	4.4118	7.0826	4.6855	8.3608	8.1028	2.7926	7.1035	5.2343	4.3659	5.0139	6.1485	3.4004	4.9883	5.5623	4.5991
	S	116.835	113.113	122.962	74.128	119.487	137.213	98.575	73.336	78.241	101.717	90.266	111.885	107.160	74.283	97.104

Event: Royal Purple Pro Mazda GP of Mid-Ohio
Track: Mid-Ohio Sports Car Course
Report: Section Data Report
Session: Race 2

Round 12 / 13
2.258 mile(s)
Pro Mazda
July 30, 2016



Section Data for Car 31 - Dapero, Nicolas (R)

Lap	T/S	I1 to I2	I2 to I3	I4 to I5	I5 to I6	I6 to I7	Lap	PO to SF
1	T	13.7440	18.0157	18.8620	13.4073	9.5781	93.0595	129.2837
	S	100.209	88.143	75.585	79.434	95.530	87.351	58.893
2	T	15.4894	17.3565	17.8283	11.9491	9.2146	90.3291	
	S	88.917	91.490	79.967	89.128	99.299	89.991	
3	T	12.5527	17.1896	17.7574	11.7565	9.0929	86.3730	
	S	109.719	92.379	80.287	90.588	100.628	94.113	
4	T	12.4102	17.2270	17.2742	11.6210	8.8574	85.2111	
	S	110.979	92.178	82.532	91.644	103.303	95.396	
5	T	11.9440	16.8836	17.1398	11.4189	8.8051	83.8771	
	S	115.311	94.053	83.180	93.266	103.917	96.913	
6	T	12.0060	16.7157	16.9018	11.3200	8.6163	83.1685	
	S	114.715	94.998	84.351	94.081	106.194	97.739	
7	T	11.7892	16.9585	17.6460	11.7420	8.9736	84.8637	
	S	116.825	93.638	80.793	90.700	101.966	95.787	
8	T	12.8237	165.4353	23.1493	16.7230	15.6954	260.7990	
	S	107.401	9.599	61.586	63.685	58.297	31.169	
9	T	27.9204	28.6448	28.1266	21.1510	17.4491	158.7703	
	S	49.329	55.436	50.688	50.352	52.438	51.198	
10	T	23.5113	28.1549	28.9368	19.1971	16.4574	150.7727	
	S	58.579	56.401	49.269	55.477	55.598	53.914	
11	T	23.7087	28.1185	28.1321	19.7808	13.8247	146.2386	
	S	58.091	56.474	50.678	53.840	66.186	55.586	
12	T	22.1419	27.8183	25.8731	18.5003	15.4428	143.1052	
	S	62.202	57.083	55.103	57.567	59.251	56.803	
13	T	21.1893	26.9303	26.0854	18.7215	18.0978	144.1548	
	S	64.999	58.965	54.654	56.886	50.559	56.389	
14	T	13.3627	17.5759	18.3421	11.9691	9.2684	89.4017	
	S	103.068	90.348	77.727	88.979	98.723	90.924	
15	T	12.7450	16.9487	17.6353	11.8167	9.0106	86.0233	
	S	108.064	93.692	80.843	90.127	101.547	94.495	
16	T	12.0616	16.6938	17.2683	11.5253	8.7847	84.0413	
	S	114.187	95.122	82.561	92.405	104.158	96.724	
17	T	11.9011	16.8378	17.0201	11.3740	8.4929	83.0753	
	S	115.727	94.309	83.765	93.635	107.737	97.849	
18	T	11.9184	16.5270	16.6833	11.2001	8.4737	82.2120	
	S	115.559	96.082	85.456	95.088	107.981	98.876	
19	T	11.7681	16.4636	16.7037	11.1624	8.3887	81.8523	
	S	117.034	96.452	85.351	95.410	109.075	99.311	

Event: Royal Purple Pro Mazda GP of Mid-Ohio
Track: Mid-Ohio Sports Car Course
Report: Section Data Report
Session: Race 2

Round 12 / 13
2.258 mile(s)
Pro Mazda
July 30, 2016



Section Data for Car 31 - Dapero, Nicolas (R)

Lap	T/SF to I1	I1 to I2A	I2A to I2	I2 to I3A	I3A to I3	I3 to I4	I4 to I5A	I5A to I5B	I5B to I5	I5 to I6A	I6A to I6	I6 to I7A	I7A to I7	I7 to I8	I8 to SF	
20	T	4.4808	7.5561	4.7777	8.4274	8.1094	2.7824	7.0027	5.2296	4.5030	5.0101	6.1925	3.3917	5.4189	5.7397	4.6384
	S	115.036	106.025	120.589	73.543	119.390	137.716	99.994	73.402	75.859	101.794	89.625	112.172	98.645	71.987	96.281
21	T	4.5128	7.5259	4.8421	8.5636	8.0839	2.7844	7.3917	5.2365	4.5017	5.0599	6.2521	3.4088	5.2837	5.6322	4.5713
	S	114.221	106.451	118.985	72.373	119.767	137.617	94.732	73.305	75.880	100.793	88.770	111.610	101.169	73.361	97.695
22	T	4.3984	7.1223	4.7142	8.3716	8.0685	2.7800	7.0198	5.1722	4.4476	5.0782	6.4168	3.3943	5.3226	5.7073	4.8738
	S	117.191	112.483	122.213	74.033	119.995	137.835	99.750	74.217	76.803	100.429	86.492	112.086	100.429	72.395	91.631
23	T	4.5541	7.3822	4.7275	8.5596	8.0223	2.7530	7.2249	5.1478	4.7757	5.0587	6.3598	3.3673	5.1529	5.5519	4.7876
	S	113.185	108.523	121.869	72.407	120.686	139.187	96.919	74.568	71.527	100.816	87.267	112.985	103.737	74.422	93.281
24	T	4.8748	7.9424	5.7741	9.2443	9.0995	3.1013	7.7889	5.7618							
	S	105.739	100.868	99.779	67.044	106.399	123.555	89.901	66.622							

Event: Royal Purple Pro Mazda GP of Mid-Ohio
Track: Mid-Ohio Sports Car Course
Report: Section Data Report
Session: Race 2

Round 12 / 13
 2.258 mile(s)
 Pro Mazda
 July 30, 2016



Section Data for Car 31 - Dapero, Nicolas (R)

Lap	T/S	I1 to I2	I2 to I3	I4 to I5	I5 to I6	I6 to I7	Lap	PO to SF
20	T	12.3338	16.5368	16.7353	11.2026	8.8106	83.2604	
	S	111.667	96.026	85.190	95.067	103.852	97.631	
21	T	12.3680	16.6475	17.1299	11.3120	8.6925	83.6506	
	S	111.358	95.387	83.228	94.148	105.263	97.176	
22	T	11.8365	16.4401	16.6396	11.4950	8.7169	82.8876	
	S	116.358	96.590	85.680	92.649	104.969	98.070	
23	T	12.1097	16.5819	17.1484	11.4185	8.5202	83.4253	
	S	113.733	95.764	83.138	93.270	107.392	97.438	
24	T	13.7165	18.3438					
	S	100.410	86.566					

Event: Royal Purple Pro Mazda GP of Mid-Ohio
Track: Mid-Ohio Sports Car Course
Report: Section Data Report
Session: Race 2

Round 12 / 13
2.258 mile(s)
Pro Mazda
July 30, 2016



Section Data for Car 57 - Kaminsky*, Bob (R)

Lap	T/SF to I1	I1 to I2A	I2A to I2	I2 to I3A	I3A to I3	I3 to I4	I4 to I5A	I5A to I5B	I5B to I5	I5 to I6A	I6A to I6	I6 to I7A	I7A to I7	I7 to I8	I8 to SF	
1	T	5.3508	8.4396	5.2621	9.7560	8.4345	2.8040	7.8147	5.8557	5.2365	6.0842	7.1588	3.5856	6.3864	6.2539	44.2937
	S	96.332	94.926	109.488	63.527	114.788	136.655	89.604	65.554	65.233	83.824	77.527	106.106	83.701	66.068	10.082
2	T	5.3260	8.3925	5.0442	12.4781	9.7732	2.9645	7.9608	5.5177	4.7778	5.8886	6.9827	3.6810	6.0852	6.3045	5.2196
	S	96.781	95.459	114.218	49.669	99.065	129.257	87.959	69.570	71.495	86.608	79.482	103.356	87.844	65.538	85.560
3	T	4.7571	8.0052	4.9640	8.9183	8.2937	2.8427	7.7329	5.4208	4.7181	5.4767	6.8128	3.5416	5.9192	5.7714	5.0753
	S	108.355	100.077	116.063	69.494	116.737	134.795	90.552	70.813	72.400	93.122	81.464	107.424	90.307	71.591	87.993
4	T	4.6944	7.6309	4.9900	8.9113	8.2810	2.8380	7.5095	5.2629	4.5637	5.5576	6.8056	3.5425	5.8058	5.9206	4.9616
	S	109.802	104.986	115.458	69.549	116.916	135.018	93.246	72.938	74.850	91.766	81.550	107.397	92.071	69.787	90.009
5	T	4.7271	7.7377	4.9941	8.8468	8.2605	2.8297	7.3964	5.2323	4.6325	5.4020	6.7334	3.5161	5.7143	5.5661	4.8910
	S	109.042	103.537	115.363	70.056	117.206	135.414	94.671	73.364	73.738	94.409	82.425	108.204	93.545	74.232	91.309
6	T	4.6111	7.9021	5.0921	8.9434	8.2892	2.8251	8.2223	5.5195	4.8404	5.6417	6.9141	3.5469	5.9165	5.9734	4.9422
	S	111.786	101.383	113.143	69.299	116.800	135.635	85.162	69.547	70.571	90.398	80.271	107.264	90.348	69.170	90.363
7	T	4.7905	8.4864	5.3801	11.0186	8.9813	2.9292	9.2139	6.2395	5.4573	6.6680	7.7277	3.6798	7.5990		
	S	107.599	94.402	107.087	56.248	107.800	130.814	75.997	61.522	62.593	76.485	71.820	103.390	70.344		

Event: Royal Purple Pro Mazda GP of Mid-Ohio
Track: Mid-Ohio Sports Car Course
Report: Section Data Report
Session: Race 2

Round 12 / 13
2.258 mile(s)
Pro Mazda
July 30, 2016



Section Data for Car 57 - Kaminsky*, Bob (R)

Lap	T/S	I1 to I2	I2 to I3	I4 to I5	I5 to I6	I6 to I7	Lap	PO to SF	SF to PI
1	T	13.7017	18.1905	18.9069	13.2430	9.9720	132.7165	126.3943	
	S	100.518	87.296	75.405	80.420	91.757	61.249	60.239	
2	T	13.4367	22.2513	18.2563	12.8713	9.7662	96.3964		
	S	102.501	71.365	78.093	82.742	93.690	84.327		
3	T	12.9692	17.2120	17.8718	12.2895	9.4608	88.2498		
	S	106.196	92.259	79.773	86.659	96.715	92.111		
4	T	12.6209	17.1923	17.3361	12.3632	9.3483	87.2754		
	S	109.126	92.364	82.238	86.143	97.879	93.140		
5	T	12.7318	17.1073	17.2612	12.1354	9.2304	86.4800		
	S	108.176	92.823	82.595	87.760	99.129	93.996		
6	T	12.9942	17.2326	18.5822	12.5558	9.4634	89.1800		
	S	105.991	92.148	76.723	84.821	96.688	91.150		
7	T	13.8665	19.9999	20.9107	14.3957	11.2788	109.2999		96.3608
	S	99.324	79.398	68.180	73.980	81.126	74.372		79.729

Event: Royal Purple Pro Mazda GP of Mid-Ohio
Track: Mid-Ohio Sports Car Course
Report: Section Data Report
Session: Race 2

Round 12 / 13
2.258 mile(s)
Pro Mazda
July 30, 2016



Section Data for Car 80 - O'Ward, Pato

Lap	T/SF to I1	I1 to I2A	I2A to I2	I2 to I3A	I3A to I3	I3 to I4	I4 to I5A	I5A to I5B	I5B to I5	I5 to I6A	I6A to I6	I6 to I7A	I7A to I7	I7 to I8	I8 to SF	
1	T	5.3522	8.5342	5.1322	9.4261	8.2440	2.7955	7.9912	5.8823	5.1915	5.7122	7.0664	3.5002	6.1084	6.0618	4.9360
	S	96.307	93.874	112.259	65.751	117.441	137.071	87.625	65.257	65.798	89.283	78.541	108.695	87.510	68.162	90.476
2	T	4.6587	7.8981	4.9586	9.1709	8.2272	2.8065	7.4328	5.3978	4.8126	5.2323	6.5836	3.4270	5.7335	5.9244	4.7739
	S	110.643	101.434	116.189	67.580	117.681	136.534	94.208	71.115	70.978	97.471	84.300	111.017	93.232	69.742	93.548
3	T	4.5517	7.7340	4.8816	8.8779	8.1822	2.7941	7.2533	5.3285	4.7069	5.1444	6.3701	3.3999	5.4452	5.7306	4.7022
	S	113.244	103.586	118.022	69.811	118.328	137.140	96.539	72.040	72.572	99.137	87.126	111.902	98.168	72.101	94.975
4	T	4.4426	7.4152	4.7739	8.5869	8.1266	2.7946	7.1872	5.2199	4.5377	5.0949	6.3333	3.4214	5.2109	5.5987	4.6619
	S	116.025	108.040	120.685	72.177	119.137	137.115	97.427	73.539	75.278	100.100	87.632	111.198	102.582	73.800	95.796
5	T	4.4497	7.1954	4.6819	8.5227	8.0782	2.7875	7.0475	5.1634	4.4374	5.0839	6.1997	3.3743	5.1164	5.6790	4.6863
	S	115.840	111.340	123.056	72.720	119.851	137.464	99.358	74.343	76.980	100.317	89.520	112.751	104.477	72.756	95.297
6	T	4.4454	7.0853	4.6653	8.3926	8.0708	2.7873	6.9391	5.1759	4.4690	5.0328	6.2046	3.3867	5.0744	5.6446	4.6501
	S	115.952	113.070	123.494	73.848	119.961	137.474	100.910	74.164	76.436	101.335	89.450	112.338	105.342	73.199	96.039
7	T	4.4769	7.2294	4.6963	8.6470	8.0781	2.7763	7.3955	5.4816	4.9449	5.2876	6.5183	3.3938	5.6647	5.7399	4.6866
	S	115.136	110.816	122.679	71.675	119.853	138.019	94.683	70.028	69.079	96.452	85.145	112.103	94.364	71.984	95.291
8	T	4.6893	8.2905	5.1326	10.7849	10.5390	2.9626	9.0709	6.4225	5.7254	6.9646	7.9491	3.9108	7.5150	8.1777	7.0738
	S	109.921	96.633	112.250	57.467	91.867	129.340	77.195	59.769	59.662	73.227	69.819	97.283	71.130	50.525	63.133
9	T	6.6235	13.7812	11.3914	17.3292	15.7644	6.5019	15.7630	8.3586	7.4599	9.6287	12.0028	6.6108	12.1007	9.8646	9.4178
	S	77.822	58.133	50.576	35.765	61.416	58.934	44.422	45.924	45.790	52.967	46.239	57.550	44.175	41.885	47.420
10	T	10.4394	16.1907	10.6175	13.3613	16.9244	7.7156	12.8007	7.6464	7.9617	9.0941	11.1927	6.5120	11.2461	9.1414	8.6064
	S	49.376	49.481	54.263	46.386	57.206	49.663	54.702	50.202	42.904	56.080	49.586	58.424	47.532	45.199	51.891
11	T	9.3197	14.7601	10.0283	12.5902	15.2706	5.8876	13.9681	7.7213	7.2952	8.7779	10.6093	6.8277	9.7385	9.4278	8.3900
	S	55.308	54.277	57.451	49.227	63.402	65.083	50.130	49.715	46.824	58.100	52.313	55.722	54.890	43.826	53.229
12	T	9.3716	14.1741	9.5673	12.2849	15.4705	6.2583	13.8356	6.6223	7.0847	8.9099	10.6141	6.8438	8.3913	8.6121	8.1961
	S	55.002	56.521	60.219	50.450	62.582	61.228	50.611	57.965	48.215	57.240	52.289	55.591	63.702	47.977	54.488
13	T	10.3152	11.0350	10.8505	11.9936	14.9138	5.9903	14.7930	5.8620	6.4176	8.3130	10.2273	6.3783	8.9601	8.4237	8.8771
	S	49.970	72.600	53.098	51.675	64.919	63.967	47.335	65.483	53.227	61.350	54.267	59.648	59.658	49.050	50.308
14	T	8.7661	11.9540	10.3026	11.4027	15.8019	5.8070	12.0248	7.3327	7.7626	8.5613	10.0587	7.4914	10.6562	8.8218	8.8837
	S	58.801	67.018	55.921	54.353	61.270	65.986	58.232	52.350	44.005	59.570	55.176	50.786	50.163	46.836	50.271
15	T	5.3631	8.2704	4.9408	9.1042	8.1585	2.7279	7.6698	5.5419	4.7837	5.2399	6.4381	3.3822	5.5212	5.6952	4.6917
	S	96.111	96.868	116.608	68.075	118.672	140.468	91.297	69.266	71.407	97.330	86.206	112.487	96.817	72.549	95.187
16	T	4.4728	7.3050	4.7284	8.5803	8.1152	2.7449	7.4749	5.4265	4.7414	5.1374	6.3990	3.4042	5.3130	5.6510	4.6455
	S	115.242	109.670	121.846	72.232	119.305	139.598	93.677	70.739	72.044	99.272	86.732	111.760	100.611	73.117	96.134
17	T	4.4985	7.4077	4.7087	8.5077	8.1027	2.7944	7.2485	5.2022	4.5854	5.0775	6.2771	3.3738	5.0971	5.5131	4.6221
	S	114.584	108.149	122.356	72.848	119.489	137.125	96.603	73.789	74.495	100.443	88.417	112.767	104.872	74.945	96.621
18	T	4.4008	6.9832	4.6214	8.6914	8.0453	2.7503	7.0140	5.2127	4.4750	5.0392	6.3590	3.3637	5.0980	5.5043	4.6025
	S	117.127	114.723	124.667	71.309	120.341	139.324	99.833	73.640	76.333	101.207	87.278	113.106	104.854	75.065	97.032
19	T	4.3848	6.9933	4.6262	8.3128	8.0048	2.7626	7.1563	5.1847	4.3114	5.0083	6.1645	3.3655	4.9308	5.5006	4.5685
	S	117.555	114.558	124.538	74.556	120.950	138.703	97.848	74.038	79.230	101.831	90.032	113.045	108.409	75.116	97.754

Event: Royal Purple Pro Mazda GP of Mid-Ohio

Round 12 / 13

Track: Mid-Ohio Sports Car Course

2.258 mile(s)



Report: Section Data Report

Pro Mazda

Session: Race 2

July 30, 2016

Section Data for Car 80 - O'Ward, Pato

Lap	T/S	I1 to I2	I2 to I3	I4 to I5	I5 to I6	I6 to I7	Lap	PO to SF
1	T	13.6664	17.6701	19.0650	12.7786	9.6086	91.9342	130.8349
	S	100.778	89.867	74.780	83.342	95.227	88.420	58.194
2	T	12.8567	17.3981	17.6432	11.8159	9.1605	87.0379	
	S	107.125	91.272	80.806	90.133	99.885	93.394	
3	T	12.6156	17.0601	17.2887	11.5145	8.8451	85.1026	
	S	109.172	93.080	82.463	92.492	103.447	95.518	
4	T	12.1891	16.7135	16.9448	11.4282	8.6323	83.4057	
	S	112.992	95.010	84.137	93.191	105.997	97.461	
5	T	11.8773	16.6009	16.6483	11.2836	8.4907	82.5033	
	S	115.958	95.655	85.635	94.385	107.765	98.527	
6	T	11.7506	16.4634	16.5840	11.2374	8.4611	82.0239	
	S	117.209	96.454	85.967	94.773	108.142	99.103	
7	T	11.9257	16.7251	17.8220	11.8059	9.0585	85.0169	
	S	115.488	94.944	79.996	90.209	101.010	95.614	
8	T	13.4231	21.3239	21.2188	14.9137	11.4258	105.2087	
	S	102.605	74.468	67.190	71.411	80.082	77.264	
9	T	25.1726	33.0936	31.5815	21.6315	18.7115	162.5985	
	S	54.713	47.984	45.143	49.234	48.900	49.993	
10	T	26.8082	30.2857	28.4088	20.2868	17.7581	159.4504	
	S	51.375	52.432	50.185	52.497	51.526	50.980	
11	T	24.7884	27.8608	28.9846	19.3872	16.5662	150.6123	
	S	55.561	56.996	49.188	54.933	55.233	53.972	
12	T	23.7414	27.7554	27.5426	19.5240	15.2351	146.2366	
	S	58.011	57.212	51.763	54.548	60.059	55.587	
13	T	21.8855	26.9074	27.0726	18.5403	15.3384	143.3505	
	S	62.931	59.016	52.661	57.442	59.654	56.706	
14	T	22.2566	27.2046	27.1201	18.6200	18.1476	145.6275	
	S	61.882	58.371	52.569	57.197	50.420	55.819	
15	T	13.2112	17.2627	17.9954	11.6780	8.9034	87.5286	
	S	104.250	91.988	79.225	91.197	102.770	92.870	
16	T	12.0334	16.6955	17.6428	11.5364	8.7172	84.1395	
	S	114.454	95.113	80.808	92.316	104.965	96.611	
17	T	12.1164	16.6104	17.0361	11.3546	8.4709	83.0165	
	S	113.670	95.600	83.686	93.795	108.017	97.918	
18	T	11.6046	16.7367	16.7017	11.3982	8.4617	82.1608	
	S	118.683	94.879	85.361	93.436	108.134	98.938	
19	T	11.6195	16.3176	16.6524	11.1728	8.2963	81.2751	
	S	118.531	97.315	85.614	95.321	110.290	100.016	

Event: Royal Purple Pro Mazda GP of Mid-Ohio
Track: Mid-Ohio Sports Car Course
Report: Section Data Report
Session: Race 2

Round 12 / 13
2.258 mile(s)
Pro Mazda
July 30, 2016



Section Data for Car 80 - O'Ward, Pato

Lap	T/SF to I1	I1 to I2A	I2A to I2	I2 to I3A	I3A to I3	I3 to I4	I4 to I5A	I5A to I5B	I5B to I5	I5 to I6A	I6A to I6	I6 to I7A	I7A to I7	I7 to I8	I8 to SF	
20	T	4.3701	7.1362	4.6400	8.2946	8.0498	2.7757	6.9167	5.1068	4.3003	5.0049	6.1213	3.3822	4.9683	5.4364	4.6066
	S	117.950	112.264	124.167	74.720	120.274	138.049	101.237	75.167	79.434	101.900	90.667	112.487	107.591	76.003	96.946
21	T	4.3888	6.8915	4.5978	8.2359	8.0083	2.7808	6.8825	5.0904	4.2806	5.0270	6.0949	3.3617	4.9362	5.3998	4.6108
	S	117.448	116.250	125.307	75.253	120.897	137.796	101.740	75.409	79.800	101.452	91.060	113.173	108.291	76.518	96.858
22	T	4.3844	6.8581	4.5961	8.2056	7.9840	2.7528	6.8340	5.1352	4.2551	5.0047	6.1221	3.3963	4.9169	5.4199	4.5927
	S	117.566	116.816	125.353	75.530	121.265	139.197	102.462	74.751	80.278	101.904	90.655	112.020	108.716	76.234	97.239
23	T	4.3819	6.7466	4.5772	8.2173	7.9982	2.7594	6.7890	5.0775	4.2196	4.9960	6.0324	3.3586	4.8876	5.3720	4.5567
	S	117.633	118.747	125.871	75.423	121.050	138.864	103.141	75.601	80.953	102.082	92.003	113.278	109.368	76.914	98.008
24	T	4.3367	6.8705	4.5893	8.2400	7.9674	2.7345	6.8634	5.1717	4.3246	5.0145	6.0292	3.3522	5.2804	5.5245	4.6573
	S	118.859	116.605	125.539	75.215	121.518	140.129	102.023	74.224	78.988	101.705	92.052	113.494	101.232	74.791	95.891
25	T	5.0713	9.5375	7.2240	10.2512	10.3090	3.1993	8.4133	6.6615	4.8644	5.7860					
	S	101.642	83.999	79.753	60.459	93.916	119.771	83.229	57.624	70.223	88.144					

Event: Royal Purple Pro Mazda GP of Mid-Ohio
Track: Mid-Ohio Sports Car Course
Report: Section Data Report
Session: Race 2

Round 12 / 13
2.258 mile(s)
Pro Mazda
July 30, 2016



Section Data for Car 80 - O'Ward, Pato

Lap	T/S	I1 to I2	I2 to I3	I4 to I5	I5 to I6	I6 to I7	Lap	PO to SF
20	T	11.7762	16.3444	16.3238	11.1262	8.3505	81.1099	
	S	116.954	97.156	87.338	95.720	109.574	100.220	
21	T	11.4893	16.2442	16.2535	11.1219	8.2979	80.5870	
	S	119.874	97.755	87.715	95.757	110.269	100.870	
22	T	11.4542	16.1896	16.2243	11.1268	8.3132	80.4579	
	S	120.242	98.085	87.873	95.715	110.066	101.032	
23	T	11.3238	16.2155	16.0861	11.0284	8.2462	79.9700	
	S	121.626	97.928	88.628	96.569	110.960	101.648	
24	T	11.4598	16.2074	16.3597	11.0437	8.6326	80.9562	
	S	120.183	97.977	87.146	96.435	105.994	100.410	
25	T	16.7615	20.5602	19.9392				
	S	82.169	77.234	71.501				

Event: Royal Purple Pro Mazda GP of Mid-Ohio
Track: Mid-Ohio Sports Car Course
Report: Section Data Report
Session: Race 2

Round 12 / 13
2.258 mile(s)
Pro Mazda
July 30, 2016



Section Data for Car 81 - Fischer, TJ (R)

Lap	T/SF to I1	I1 to I2A	I2A to I2	I2 to I3A	I3A to I3	I3 to I4	I4 to I5A	I5A to I5B	I5B to I5	I5 to I6A	I6A to I6	I6 to I7A	I7A to I7	I7 to I8	I8 to SF	
1	T	5.3455	8.8026	5.1450	9.5407	8.2378	2.7412	7.8762	5.8779	5.2668	5.9667	7.2954	3.6178	6.0889	6.1584	5.0435
	S	96.428	91.011	111.980	64.961	117.529	139.786	88.904	65.306	64.857	85.474	76.075	105.162	87.790	67.092	88.548
2	T	4.6969	8.3459	5.0571	9.1810	8.2293	2.8072	7.6542	5.4706	4.5788	5.2620	6.6217	3.4892	5.6909	6.0079	4.7419
	S	109.744	95.992	113.926	67.506	117.651	136.500	91.483	70.168	74.603	96.921	83.815	109.038	93.930	68.773	94.180
3	T	4.6308	7.8638	4.9691	9.0491	8.1757	2.8000	7.4704	5.4010	4.5309	5.1611	6.4073	3.4598	5.5806	5.9295	4.6862
	S	111.310	101.876	115.944	68.490	118.422	136.851	93.734	71.073	75.391	98.816	86.620	109.964	95.786	69.682	95.299
4	T	4.5453	7.5851	4.8071	8.8510	8.1597	2.7972	7.1444	5.2786	4.5730	5.3034	6.4883	3.4413	5.4541	5.9204	4.7103
	S	113.404	105.620	119.851	70.023	118.654	136.988	98.011	72.721	74.697	96.165	85.539	110.555	98.008	69.790	94.812
5	T	4.4767	7.3805	4.8267	8.7476	8.1190	2.7586	7.2602	5.3401	4.5333	5.1185	6.3627	3.4746	5.2687	5.6326	4.6614
	S	115.142	108.548	119.364	70.851	119.249	138.904	96.447	71.883	75.351	99.639	87.227	109.496	101.457	73.355	95.806
6	T	4.4453	7.1820	4.7649	8.7074	8.1500	2.8009	7.1386	5.2700	4.3951	5.1209	6.2807	3.4270	5.1832	5.6747	4.6683
	S	115.955	111.548	120.913	71.178	118.795	136.807	98.090	72.839	77.721	99.592	88.366	111.017	103.130	72.811	95.665
7	T	4.4440	7.1918	4.7438	8.8928	8.1717	2.8037	7.3566	5.4975	4.7046	5.2810	6.5145	3.4739	5.3852	5.6064	4.8654
	S	115.989	111.396	121.450	69.694	118.480	136.670	95.184	69.825	72.608	96.573	85.195	109.518	99.262	73.698	91.789
8	T	4.7104	8.2008	5.0086	9.9691	8.3863	2.8420	9.7773	6.1742	5.5236	6.4293	7.8035	3.7725	7.6503	7.6150	6.3004
	S	109.429	97.690	115.029	62.169	115.448	134.828	71.618	62.172	61.842	79.324	71.122	100.849	69.872	54.259	70.883
9	T	6.4274	12.9331	11.6906	16.7525	15.7126	6.6506	15.5093	8.5242	7.3669	9.5421	11.9685	6.6694	12.0738	10.1177	9.3870
	S	80.196	61.945	49.282	36.996	61.618	57.616	45.149	45.032	46.368	53.447	46.372	57.045	44.273	40.838	47.575
10	T	10.1698	16.6926	10.6981	13.0253	16.6702	7.9517	13.1238	7.4324	7.4670	9.1732	11.1521	6.5912	11.1603	9.3096	8.3847
	S	50.685	47.994	53.854	47.582	58.079	48.189	53.356	51.647	45.747	55.597	49.766	57.722	47.897	44.382	53.263
11	T	9.7029	14.6037	10.1064	12.2953	15.5814	5.6343	14.0222	7.5983	7.4016	8.8712	10.6319	6.9307	9.4737	9.4903	8.2674
	S	53.124	54.858	57.007	50.407	62.137	68.009	49.937	50.520	46.151	57.489	52.201	54.894	56.424	43.537	54.018
12	T	9.4439	14.0984	9.7400	12.2091	15.8870	6.0670	14.2246	6.0481	7.0624	9.0947	10.1813	6.9654	8.3952	8.7469	8.2708
	S	54.581	56.825	59.152	50.763	60.942	63.158	49.227	63.468	48.368	56.077	54.512	54.621	63.673	47.238	53.996
13	T	10.2082	11.1917	10.8545	11.8857	14.8810	6.2871	14.4243	6.0388	5.9509	8.7732	10.0946	6.5257	8.8613	8.2389	9.0971
	S	50.494	71.583	53.078	52.144	65.062	60.947	48.545	63.566	57.402	58.132	54.980	58.301	60.324	50.150	49.092
14	T	8.9876	11.6648	10.2438	11.5391	15.4478	6.2224	12.1874	7.2157	7.3897	8.7199	9.9144	7.5743	10.6159	8.7158	8.5559
	S	57.352	68.680	56.242	53.711	62.674	61.581	57.455	53.198	46.225	58.487	55.979	50.230	50.353	47.406	52.197
15	T	5.4489	8.5310	5.0314	9.0173	8.2001	2.7682	7.6034	5.4949	4.9889	5.3536	6.5426	3.4519	5.6157	5.7479	4.8482
	S	94.598	93.909	114.508	68.732	118.070	138.423	92.094	69.858	68.470	95.263	84.829	110.216	95.188	71.884	92.115
16	T	4.5904	7.6295	4.8216	8.7785	8.1401	2.7738	7.3081	5.3188	4.5488	5.1885	6.4357	3.4589	5.4878	5.8184	4.6934
	S	112.290	105.005	119.491	70.601	118.940	138.143	95.815	72.171	75.095	98.294	86.238	109.993	97.406	71.013	95.153
17	T	4.5050	7.4002	4.7382	8.4562	8.0516	2.7731	7.1781	5.2580	4.4959	5.1077	6.3425	3.4346	5.2798	5.5751	4.6641
	S	114.418	108.259	121.594	73.292	120.247	138.178	97.551	73.006	75.978	99.849	87.505	110.771	101.244	74.112	95.751
18	T	4.4925	7.2490	4.7020	8.4694	8.0670	2.7719	7.0447	5.2202	4.3863	5.0809	6.2271	3.4144	5.1820	5.4951	4.6782
	S	114.737	110.517	122.530	73.178	120.018	138.238	99.398	73.534	77.877	100.376	89.127	111.426	103.154	75.191	95.462
19	T	4.4390	7.2062	4.6992	8.4318	8.0819	2.7744	7.0284	5.1703	4.3330	5.0819	6.2103	3.3949	5.1404	5.5148	4.6523
	S	116.120	111.173	122.603	73.504	119.796	138.113	99.628	74.244	78.835	100.356	89.368	112.066	103.989	74.922	95.994

Event: Royal Purple Pro Mazda GP of Mid-Ohio
Track: Mid-Ohio Sports Car Course
Report: Section Data Report
Session: Race 2

Round 12 / 13
2.258 mile(s)
Pro Mazda
July 30, 2016



Section Data for Car 81 - Fischer, TJ (R)

Lap	T/S I1 to I2	I2 to I3	I4 to I5	I5 to I6	I6 to I7	Lap	PO to SF	
1	T	13.9476	17.7785	19.0209	13.2621	9.7067	93.0044	128.4468
	S	98.746	89.319	74.953	80.304	94.265	87.402	59.276
2	T	13.4030	17.4103	17.7036	11.8837	9.1801	87.8346	
	S	102.759	91.208	80.531	89.619	99.672	92.547	
3	T	12.8329	17.2248	17.4023	11.5684	9.0404	86.1153	
	S	107.324	92.190	81.925	92.061	101.212	94.394	
4	T	12.3922	17.0107	16.9960	11.7917	8.8954	85.0592	
	S	111.140	93.350	83.883	90.318	102.862	95.566	
5	T	12.2072	16.8666	17.1336	11.4812	8.7433	83.9612	
	S	112.825	94.148	83.210	92.760	104.652	96.816	
6	T	11.9469	16.8574	16.8037	11.4016	8.6102	83.2090	
	S	115.283	94.199	84.843	93.408	106.269	97.691	
7	T	11.9356	17.0645	17.5587	11.7955	8.8591	84.9329	
	S	115.392	93.056	81.195	90.289	103.284	95.708	
8	T	13.2094	18.3554	21.4751	14.2328	11.4228	100.1633	
	S	104.265	86.512	66.388	74.827	80.103	81.155	
9	T	24.6237	32.4651	31.4004	21.5106	18.7432	161.3257	
	S	55.933	48.913	45.403	49.510	48.818	50.388	
10	T	27.3907	29.6955	28.0232	20.3253	17.7515	159.0020	
	S	50.282	53.475	50.875	52.398	51.545	51.124	
11	T	24.7101	27.8767	29.0221	19.5031	16.4044	150.6113	
	S	55.737	56.964	49.124	54.607	55.778	53.972	
12	T	23.8384	28.0961	27.3351	19.2760	15.3606	146.4348	
	S	57.775	56.519	52.156	55.250	59.568	55.511	
13	T	22.0462	26.7667	26.4140	18.8678	15.3870	143.3130	
	S	62.472	59.326	53.974	56.445	59.466	56.721	
14	T	21.9086	26.9869	26.7928	18.6343	18.1902	144.9945	
	S	62.864	58.842	53.211	57.153	50.302	56.063	
15	T	13.5624	17.2174	18.0872	11.8962	9.0676	88.6440	
	S	101.551	92.230	78.823	89.524	100.909	91.702	
16	T	12.4511	16.9186	17.1757	11.6242	8.9467	84.9923	
	S	110.615	93.859	83.006	91.619	102.272	95.642	
17	T	12.1384	16.5078	16.9320	11.4502	8.7144	83.2601	
	S	113.464	96.194	84.200	93.011	104.999	97.631	
18	T	11.9510	16.5364	16.6512	11.3080	8.5964	82.4807	
	S	115.243	96.028	85.620	94.181	106.440	98.554	
19	T	11.9054	16.5137	16.5317	11.2922	8.5353	82.1588	
	S	115.685	96.160	86.239	94.313	107.202	98.940	

Event: Royal Purple Pro Mazda GP of Mid-Ohio
Track: Mid-Ohio Sports Car Course
Report: Section Data Report
Session: Race 2

Round 12 / 13
2.258 mile(s)
Pro Mazda
July 30, 2016



Section Data for Car 81 - Fischer, TJ (R)

Lap	T/SF to I1	I1 to I2A	I2A to I2	I2 to I3A	I3A to I3	I3 to I4	I4 to I5A	I5A to I5B	I5B to I5	I5 to I6A	I6A to I6	I6 to I7A	I7A to I7	I7 to I8	I8 to SF	
20	T	4.4020	7.1262	4.7370	8.5904	8.1041	2.7633	7.1927	5.1843	4.4337	5.1305	6.2522	3.3931	5.1871	5.7194	5.0016
	S	117.096	112.421	121.625	72.147	119.468	138.668	97.352	74.043	77.044	99.406	88.769	112.126	103.053	72.242	89.290
21	T	4.6667	7.9163	4.8769	8.5887	8.1477	2.7931	7.3175	5.2285	4.4548	5.1767	6.3735	3.4721	6.0045	5.6408	4.7697
	S	110.454	101.201	118.136	72.161	118.829	137.189	95.692	73.418	76.679	98.518	87.079	109.575	89.024	73.249	93.631
22	T	4.5843	7.6731	4.8297	8.5398	8.1699	2.7873	7.6646	5.3558	4.7263	5.3316	6.4887	3.4590	5.7586	5.7336	4.7018
	S	112.439	104.408	119.290	72.575	118.506	137.474	91.359	71.673	72.274	95.656	85.533	109.990	92.826	72.063	94.983
23	T	4.5942	7.7658	4.8111	8.4423	8.0506	2.7650	7.4754	5.2994	4.4658	5.3313	6.4800	3.4385	5.6587	5.5526	4.8060
	S	112.197	103.162	119.751	73.413	120.262	138.583	93.671	72.435	76.490	95.661	85.648	110.645	94.464	74.412	92.924
24	T	4.6058	7.6936	4.7716	8.3684	8.0463	2.7664	7.2846	5.3037	4.4015	5.3218	6.3473	3.4139	5.6327	5.5921	4.6794
	S	111.914	104.130	120.743	74.061	120.326	138.513	96.124	72.377	77.608	95.832	87.439	111.443	94.900	73.887	95.438
25	T	4.6764	7.8420	4.9686	8.7340	8.0878	2.7707	7.6188	5.3375							
	S	110.225	102.160	115.955	70.961	119.709	138.298	91.908	71.918							

Event: Royal Purple Pro Mazda GP of Mid-Ohio

Round 12 / 13

Track: Mid-Ohio Sports Car Course

2.258 mile(s)



Report: Section Data Report

Pro Mazda

Session: Race 2

July 30, 2016

Section Data for Car 81 - Fischer, TJ (R)

Lap	T/S	I1 to I2	I2 to I3	I4 to I5	I5 to I6	I6 to I7	Lap	PO to SF
20	T	11.8632	16.6945	16.8107	11.3827	8.5802	83.2176	
	S	116.096	95.118	84.808	93.563	106.641	97.681	
21	T	12.7932	16.7364	17.0008	11.5502	9.4766	85.4275	
	S	107.657	94.880	83.860	92.206	96.554	95.154	
22	T	12.5028	16.7097	17.7467	11.8203	9.2176	85.8041	
	S	110.157	95.032	80.335	90.099	99.267	94.737	
23	T	12.5769	16.4929	17.2406	11.8113	9.0972	84.9367	
	S	109.508	96.281	82.693	90.168	100.580	95.704	
24	T	12.4652	16.4147	16.9898	11.6691	9.0466	84.2291	
	S	110.489	96.740	83.914	91.267	101.143	96.508	
25	T	12.8106	16.8218					
	S	107.510	94.399					

Event: Royal Purple Pro Mazda GP of Mid-Ohio
Track: Mid-Ohio Sports Car Course
Report: Section Data Report
Session: Race 2

Round 12 / 13
2.258 mile(s)
Pro Mazda
July 30, 2016



Section Data for Car 82 - Telitz, Aaron (R)

Lap	T/SF to I1	I1 to I2A	I2A to I2	I2 to I3A	I3A to I3	I3 to I4	I4 to I5A	I5A to I5B	I5B to I5	I5 to I6A	I6A to I6	I6 to I7A	I7A to I7	I7 to I8	I8 to SF	
1	T	5.2750	8.1321	4.9991	10.0025	8.4241	2.8700	7.9633	5.9944	5.3153	6.0435	7.0921	3.5159	6.0149	6.2158	4.9610
	S	97.717	98.515	115.248	61.962	114.930	133.513	87.932	64.037	64.266	84.388	78.256	108.210	88.870	66.473	90.020
2	T	4.6443	7.9244	5.0235	9.3887	8.3048	2.8297	7.5412	5.3440	4.5143	5.2026	6.5680	3.4749	5.5475	5.8947	4.7884
	S	110.986	101.097	114.688	66.013	116.581	135.414	92.854	71.831	75.669	98.028	84.501	109.486	96.358	70.094	93.265
3	T	4.5174	7.6968	4.9232	8.9949	8.1792	2.8035	7.3722	5.2623	4.5228	5.1724	6.4958	3.4585	5.2898	5.6898	4.7292
	S	114.104	104.087	117.025	68.903	118.371	136.680	94.982	72.946	75.526	98.600	85.440	110.006	101.052	72.618	94.433
4	T	4.4729	7.2760	4.8087	8.6628	8.3367	2.8156	7.1821	5.1882	4.4795	5.1051	6.3189	3.4215	5.2235	5.4856	4.6691
	S	115.239	110.107	119.811	71.544	116.135	136.092	97.496	73.988	76.256	99.900	87.832	111.195	102.335	75.321	95.648
5	T	4.4049	7.1628	4.6908	8.4842	8.0661	2.7711	7.1470	5.1906	4.3909	5.1211	6.3373	3.4163	5.1091	5.4836	4.7283
	S	117.018	111.847	122.823	73.050	120.031	138.278	97.975	73.954	77.795	99.588	87.577	111.365	104.626	75.349	94.451
6	T	4.4235	7.0774	4.6763	8.3030	8.0594	2.7670	6.9957	5.2374	4.3711	5.1063	6.3347	3.3943	5.1366	5.4351	4.6955
	S	116.526	113.196	123.203	74.644	120.131	138.483	100.094	73.293	78.148	99.877	87.613	112.086	104.066	76.021	95.110
7	T	4.4115	7.1005	4.6915	8.7296	8.1255	2.7671	7.3102	5.4849	4.9403	5.4173	6.6326	3.4424	5.5724	5.6901	4.7809
	S	116.843	112.828	122.804	70.997	119.154	138.478	95.788	69.986	69.144	94.143	83.678	110.520	95.927	72.614	93.411
8	T	4.6203	8.0478	5.0558	10.8651	8.8426	2.8683	9.8122	6.5736	6.2174	6.9569	7.9276	3.8979	7.5183	7.9832	7.0227
	S	111.563	99.547	113.956	57.043	109.491	133.592	71.363	58.395	54.941	73.309	70.009	97.605	71.099	51.756	63.592
9	T	6.3323	13.8271	11.5106	17.0156	15.9945	6.6221	15.8342	8.4433	7.5022	9.4858	11.9924	6.6619	12.1188	9.8990	9.1700
	S	81.401	57.940	50.053	36.424	60.532	57.864	44.222	45.464	45.532	53.765	46.279	57.109	44.109	41.740	48.701
10	T	10.6077	15.8776	10.7673	13.5084	16.5255	7.8400	13.0436	7.8466	7.8803	9.1533	11.1259	6.3063	11.1242	9.3331	8.4308
	S	48.592	50.457	53.508	45.881	58.587	48.875	53.684	48.921	43.347	55.718	49.884	60.329	48.052	44.271	52.971
11	T	9.2278	14.8714	10.1802	12.5942	15.2729	5.9539	14.0788	7.6131	7.3940	8.5774	10.6952	6.8061	9.6835	9.6200	8.0874
	S	55.859	53.871	56.594	49.211	63.392	64.358	49.736	50.421	46.198	59.459	51.892	55.899	55.202	42.950	55.221
12	T	9.2590	13.8865	10.1988	12.2012	15.5250	6.4117	13.4409	6.9918	6.9064	8.9785	10.1449	6.0780	9.6063	8.7514	7.8193
	S	55.671	57.692	56.491	50.796	62.363	59.763	52.097	54.902	49.460	56.802	54.707	62.595	55.645	47.213	57.114
13	T	9.7176	11.7403	10.7999	11.7331	15.2407	5.9230	14.8747	5.9508	6.3383	8.3915	10.1603	6.5791	8.7913	8.5969	8.2125
	S	53.043	68.238	53.346	52.823	63.526	64.694	47.075	64.506	53.893	60.776	54.624	57.828	60.804	48.062	54.379
14	T	8.8598	12.0449	10.2660	11.7572	15.4650	6.0183	12.3344	7.3762	7.4213	8.7019	10.1175	7.6017	10.7297	8.8233	8.8635
	S	58.179	66.512	56.121	52.714	62.605	63.669	56.770	52.041	46.028	58.608	54.855	50.049	49.819	46.828	50.385
15	T	5.2965	8.1160	4.9387	9.0832	8.2186	2.7931	7.5797	5.3934	4.6229	5.2378	6.5039	3.4122	5.4949	5.6020	4.7068
	S	97.320	98.711	116.657	68.233	117.804	137.189	92.382	71.173	73.891	97.369	85.333	111.498	97.280	73.756	94.882
16	T	4.5041	7.7065	4.8083	8.7006	8.1087	2.8079	7.3746	5.4132	4.7203	5.1620	6.4317	3.3983	5.2991	5.5936	4.7192
	S	114.441	103.956	119.821	71.233	119.400	136.466	94.951	70.913	72.366	98.799	86.291	111.954	100.875	73.867	94.633
17	T	4.4261	7.2031	4.6449	8.4383	8.0567	2.7753	7.0458	5.4077	4.6176	5.1685	6.4389	3.3934	5.1256	5.3992	4.6639
	S	116.458	111.221	124.036	73.448	120.171	138.069	99.382	70.985	73.976	98.675	86.195	112.116	104.289	76.526	95.755
18	T	4.4043	7.2214	4.7231	8.5123	8.1153	2.7825	6.9661	5.2196	4.4230	5.0741	6.2132	3.3707	5.0947	5.3760	4.6216
	S	117.034	110.939	121.983	72.809	119.303	137.711	100.519	73.543	77.231	100.510	89.326	112.871	104.922	76.857	96.631
19	T	4.3834	7.0909	4.6670	8.4150	8.0906	2.7806	7.0558	5.0830	4.2653	5.0195	6.1475	3.3902	4.9573	5.3312	4.6038
	S	117.592	112.981	123.449	73.651	119.667	137.805	99.241	75.519	80.086	101.604	90.281	112.222	107.830	77.503	97.005

Event: Royal Purple Pro Mazda GP of Mid-Ohio
Track: Mid-Ohio Sports Car Course
Report: Section Data Report
Session: Race 2

Round 12 / 13
 2.258 mile(s)
 Pro Mazda
 July 30, 2016



Section Data for Car 82 - Telitz, Aaron (R)

Lap	T/S	I1 to I2	I2 to I3	I4 to I5	I5 to I6	I6 to I7	Lap	PO to SF
1	T	13.1312	18.4266	19.2730	13.1356	9.5308	92.8190	137.0474
	S	104.886	86.177	73.973	81.077	96.005	87.577	55.556
2	T	12.9479	17.6935	17.3995	11.7706	9.0224	86.9910	
	S	106.370	89.748	81.938	90.480	101.414	93.444	
3	T	12.6200	17.1741	17.1573	11.6682	8.7483	85.1078	
	S	109.134	92.462	83.095	91.274	104.592	95.512	
4	T	12.0847	16.9995	16.8498	11.4240	8.6450	83.4462	
	S	113.968	93.412	84.611	93.225	105.842	97.414	
5	T	11.8536	16.5503	16.7285	11.4584	8.5254	82.5041	
	S	116.190	95.947	85.225	92.945	107.326	98.526	
6	T	11.7537	16.3624	16.6042	11.4410	8.5309	82.0133	
	S	117.178	97.049	85.863	93.086	107.257	99.116	
7	T	11.7920	16.8551	17.7354	12.0499	9.0148	85.0968	
	S	116.797	94.212	80.386	88.382	101.500	95.524	
8	T	13.1036	19.7077	22.6032	14.8845	11.4162	104.2097	
	S	105.106	80.575	63.074	71.551	80.149	78.004	
9	T	25.3377	33.0101	31.7797	21.4782	18.7807	162.4098	
	S	54.357	48.105	44.861	49.585	48.720	50.051	
10	T	26.6449	30.0339	28.7705	20.2792	17.4305	159.3706	
	S	51.690	52.872	49.554	52.517	52.494	51.006	
11	T	25.0516	27.8671	29.0859	19.2726	16.4896	150.6559	
	S	54.977	56.983	49.016	55.260	55.490	53.956	
12	T	24.0853	27.7262	27.3391	19.1234	15.6843	146.1997	
	S	57.183	57.273	52.148	55.691	58.339	55.601	
13	T	22.5402	26.9738	27.1638	18.5518	15.3704	143.0500	
	S	61.103	58.870	52.485	57.407	59.530	56.825	
14	T	22.3109	27.2222	27.1319	18.8194	18.3314	146.3807	
	S	61.731	58.333	52.546	56.591	49.914	55.532	
15	T	13.0547	17.3018	17.5960	11.7417	8.9071	86.9997	
	S	105.500	91.780	81.023	90.702	102.727	93.435	
16	T	12.5148	16.8093	17.5081	11.5937	8.6974	84.7481	
	S	110.052	94.469	81.430	91.860	105.204	95.917	
17	T	11.8480	16.4950	17.0711	11.6074	8.5190	82.8050	
	S	116.245	96.269	83.514	91.752	107.407	98.168	
18	T	11.9445	16.6276	16.6087	11.2873	8.4654	82.1179	
	S	115.306	95.501	85.839	94.354	108.087	98.989	
19	T	11.7579	16.5056	16.4041	11.1670	8.3475	81.2811	
	S	117.136	96.207	86.910	95.370	109.614	100.008	

Event: Royal Purple Pro Mazda GP of Mid-Ohio
 Track: Mid-Ohio Sports Car Course
 Report: Section Data Report
 Session: Race 2

Round 12 / 13
 2.258 mile(s)
 Pro Mazda
 July 30, 2016



Section Data for Car 82 - Telitz, Aaron (R)

Lap	T/SF to I1	I1 to I2A	I2A to I2	I2 to I3A	I3A to I3	I3 to I4	I4 to I5A	I5A to I5B	I5B to I5	I5 to I6A	I6A to I6	I6 to I7A	I7A to I7	I7 to I8	I8 to SF	
20	T	4.3926	7.0508	4.6340	8.2757	8.0683	2.7812	6.8672	5.1133	4.2552	5.0168	6.1588	3.4091	4.9805	5.2874	4.6229
	S	117.346	113.623	124.328	74.891	119.998	137.776	101.967	75.072	80.276	101.658	90.115	111.600	107.328	78.145	96.604
21	T	4.3967	6.9686	4.6051	8.3182	8.0445	2.7705	6.8078	5.1024	4.2684	5.1199	6.1409	3.3840	4.9364	5.3817	4.6119
	S	117.237	114.964	125.108	74.508	120.353	138.308	102.857	75.232	80.028	99.611	90.378	112.427	108.286	76.775	96.834
22	T	4.3786	6.8515	4.5912	8.1426	8.0750	2.7840	6.7409	5.0757	4.2460	5.0001	5.9909	3.3563	4.9528	5.5016	4.6057
	S	117.721	116.929	125.487	76.115	119.899	137.637	103.877	75.628	80.450	101.998	92.641	113.355	107.928	75.102	96.965
23	T	4.3721	6.8536	4.5876	8.1267	8.0195	2.7659	6.7510	5.0434	4.1902	4.9790	6.0783	3.3806	4.9924	5.4011	4.5942
	S	117.896	116.893	125.586	76.264	120.728	138.538	103.722	76.112	81.521	102.430	91.308	112.541	107.072	76.500	97.208
24	T	4.3968	6.9416	4.6007	8.2214	8.0338	2.7715	6.8598	5.0502	4.2138	5.0165	6.1363	3.3997	4.9631	5.3969	4.5973
	S	117.234	115.411	125.228	75.385	120.514	138.258	102.077	76.010	81.065	101.665	90.445	111.908	107.704	76.559	97.142
25	T	4.5877	9.1860	6.9597	10.2567	8.4120	2.8922	8.2502	6.1035	5.4184	6.1683	7.4243				
	S	112.356	87.213	82.782	60.426	115.095	132.488	84.874	62.892	63.043	82.681	74.755				

Event: Royal Purple Pro Mazda GP of Mid-Ohio
Track: Mid-Ohio Sports Car Course
Report: Section Data Report
Session: Race 2

Round 12 / 13
2.258 mile(s)
Pro Mazda
July 30, 2016



Section Data for Car 82 - Telitz, Aaron (R)






Lap	T/S	I1 to I2	I2 to I3	I4 to I5	I5 to I6	I6 to I7	Lap	PO to SF
20	T	11.6848	16.3440	16.2357	11.1756	8.3896	80.9138	
	S	117.869	97.158	87.812	95.297	109.064	100.462	
21	T	11.5737	16.3627	16.1786	11.2608	8.3204	80.8570	
	S	119.000	97.047	88.121	94.576	109.971	100.533	
22	T	11.4427	16.2176	16.0626	10.9910	8.3091	80.2929	
	S	120.363	97.916	88.758	96.897	110.120	101.239	
23	T	11.4412	16.1462	15.9846	11.0573	8.3730	80.1356	
	S	120.378	98.348	89.191	96.316	109.280	101.438	
24	T	11.5423	16.2552	16.1238	11.1528	8.3628	80.5994	
	S	119.324	97.689	88.421	95.492	109.413	100.854	
25	T	16.1457	18.6687	19.7721	13.5926			
	S	85.303	85.060	72.106	78.351			

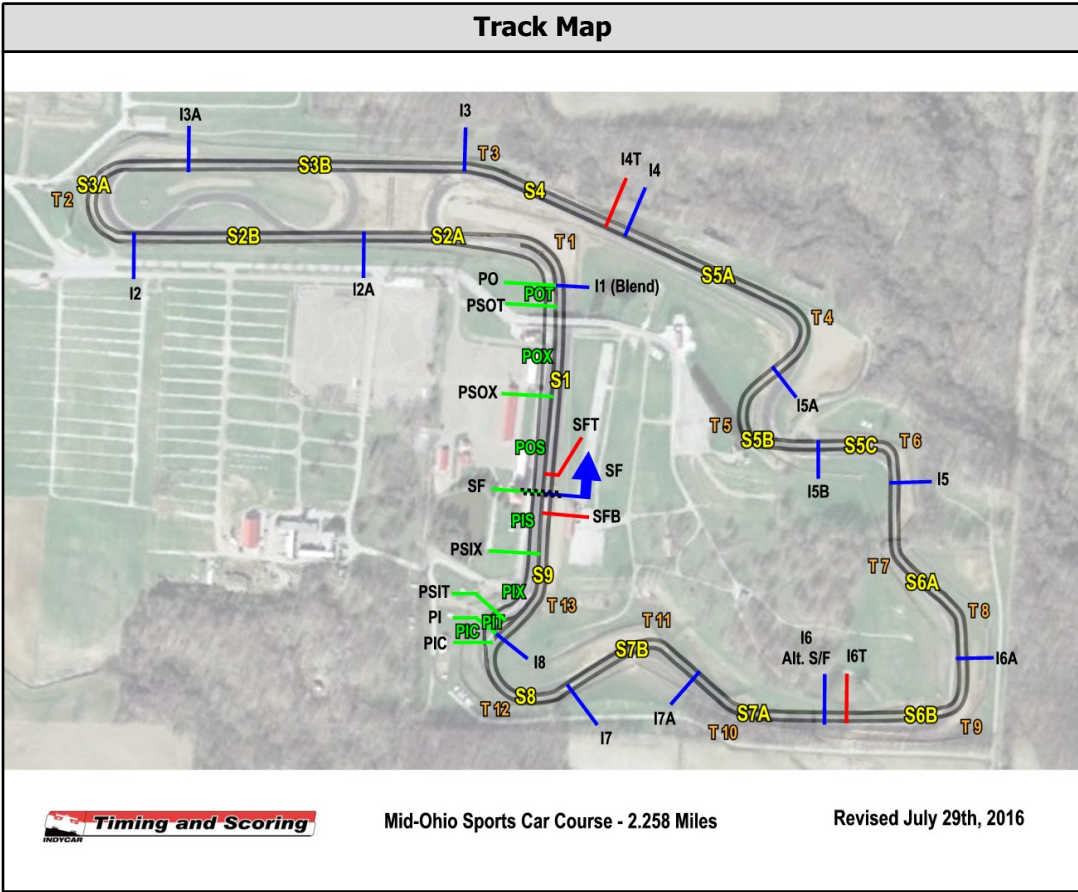
Event:
Track:
Report: Section Data Report
Session:

Section Data for Car

Report Support Information

Section Legend	
Name	Length
SF to I1	0.143182 miles
I1 to I2A	0.222538 miles
I2A to I2	0.160038 miles
I2 to I3A	0.172159 miles
I3A to I3	0.268939 miles
I3 to I4	0.106439 miles
I4 to I5A	0.194508 miles
I5A to I5B	0.106629 miles
I5B to I5	0.094886 miles
I5 to I6A	0.141667 miles
I6A to I6	0.154167 miles
I6 to I7A	0.105682 miles
I7A to I7	0.148485 miles
I7 to I8	0.114773 miles
I8 to SF	0.124053 miles
I1 to I2	0.382576 miles
I2 to I3	0.441098 miles
I4 to I5	0.396023 miles
I5 to I6	0.295833 miles
I6 to I7	0.254167 miles
Lap	2.258000 miles
PI to PO	0.249432 miles
PO to SF	2.114962 miles
SF to PI	2.134091 miles
PO to I2	0.382576 miles
I7 to PI	0.114773 miles

Color Legend	
	Fastest Lap
	Section Under Caution
	Section Under Green
	Section Time Data
	Section Speed Data



PO to PI	2.008712 miles
----------	----------------