

Event: NJMP RTI - MX-5 Open Test
 Track: New Jersey Motorsports Park
 Report: Section Data Report
 Session: Indy Pro 2000 Test Session 1

2.14 mile(s)



Indy Pro 2000 Championship
 October 9, 2020

Section Data for Car 17 - DeFrancesco, Devlin (R)

Lap	T/SF to I1	I1 to I2	I2 to I3	I3 to SF	Lap	
1	T		18.3674	25.7004	195.5233	
	S		96.069	85.160	39.402	
2	T	20.3265	17.3349	24.8294	12.7132	75.2040
	S	107.607	101.791	88.147	123.029	102.441
3	T	19.8995	17.1490	24.5558	12.7030	74.3073
	S	109.916	102.895	89.129	123.128	103.678
4	T	19.8053	17.0833	24.3461	12.6835	73.9182
	S	110.439	103.291	89.897	123.317	104.223
5	T	19.6514	17.1460	24.6098	12.6392	74.0464
	S	111.304	102.913	88.934	123.749	104.043
6	T	22.5884	19.7004	30.5311	12.6866	85.5065
	S	96.832	89.569	71.685	123.287	90.098
7	T	22.9027	18.7169	25.8830	12.7304	80.2330
	S	95.503	94.276	84.559	122.863	96.020
8	T	19.6948	17.2798	24.5816	12.6244	74.1806
	S	111.058	102.116	89.036	123.894	103.855
9	T	19.7377	17.1286	24.6882	12.5773	74.1318
	S	110.817	103.017	88.651	124.358	103.923
10	T	20.0592	17.3112	25.3936	12.5777	75.3417
	S	109.041	101.931	86.189	124.354	102.254
11	T		18.0121	25.3927		843.5990
	S		97.964	86.192		9.132
12	T	19.9814	17.1859	24.7046	12.6745	74.5464
	S	109.465	102.674	88.592	123.405	103.345
13	T	19.8339	17.1369	24.4761	12.5665	74.0134
	S	110.280	102.968	89.419	124.465	104.089
14	T	19.7963	17.0368	24.5520	12.6070	73.9921
	S	110.489	103.573	89.143	124.065	104.119
15	T	19.8721	17.0451	24.7296	12.6380	74.2848
	S	110.068	103.522	88.503	123.761	103.709
16	T		17.3200	24.6088		280.2447
	S		101.879	88.937		27.490
17	T	19.8902	17.0920	24.7534	12.6573	74.3929
	S	109.967	103.238	88.418	123.572	103.558
18	T	19.8468	17.1479	24.8070	12.6393	74.4410
	S	110.208	102.902	88.227	123.748	103.491
19	T	19.9195	17.1490	24.7675	12.6681	74.5041
	S	109.806	102.895	88.367	123.467	103.404

Event: NJMP RTI - MX-5 Open Test
Track: New Jersey Motorsports Park
Report: Section Data Report
Session: Indy Pro 2000 Test Session 1

2.14 mile(s)



Indy Pro 2000 Championship
October 9, 2020

Section Data for Car 17 - DeFrancesco, Devlin (R)

Lap	T/SF to I1	I1 to I2	I2 to I3	I3 to SF	Lap	
20	T	20.8427	18.4171	26.1694	12.6868	78.1160
	S	104.942	95.810	83.633	123.285	98.623

Event: NJMP RTI - MX-5 Open Test
Track: New Jersey Motorsports Park
Report: Section Data Report
Session: Indy Pro 2000 Test Session 1

2.14 mile(s)



Indy Pro 2000 Championship
October 9, 2020

Section Data for Car 18 - McElrea, Hunter (R)

Lap	T/SF to I1	I1 to I2	I2 to I3	I3 to SF	Lap	
1	T	21.2606	18.9463	27.1785	12.9175	80.3029
	S	102.879	93.134	80.528	121.083	95.937
2	T	20.5552	17.3996	25.2080	12.7376	75.9004
	S	106.410	101.413	86.823	122.793	101.501
3	T	20.2378	17.2205	24.8468	12.7058	75.0109
	S	108.079	102.468	88.085	123.101	102.705
4	T	20.1356	17.1236	24.8258	12.6824	74.7674
	S	108.627	103.048	88.160	123.328	103.040
5	T	19.9700	18.4939	25.2835	12.6746	76.4220
	S	109.528	95.412	86.564	123.404	100.809
6	T	20.6108	19.3308	28.0205	12.7073	80.6694
	S	106.123	91.282	78.108	123.086	95.501
7	T		17.7658	25.2263		714.0280
	S		99.323	86.760		10.789
8	T	20.1824	17.2836	25.0138	12.7662	75.2460
	S	108.375	102.094	87.497	122.518	102.384
9	T	19.9835	17.1460	24.8654	12.7340	74.7289
	S	109.454	102.913	88.019	122.828	103.093
10	T	19.9648	17.3874	24.9383	12.7298	75.0203
	S	109.556	101.484	87.762	122.868	102.692
11	T	20.0198	25.3124	26.2783	12.7392	84.3497
	S	109.255	69.711	83.287	122.778	91.334
12	T	20.0734	17.3132	24.9552	12.7076	75.0494
	S	108.964	101.919	87.703	123.083	102.652
13	T	20.0567	17.2678	24.7013	12.7319	74.7577
	S	109.054	102.187	88.604	122.848	103.053
14	T	20.0479	17.1764	25.2936	12.7100	75.2279
	S	109.102	102.731	86.529	123.060	102.409
15	T	22.3281	18.0855	25.2594	13.1968	78.8698
	S	97.961	97.567	86.646	118.520	97.680
16	T	20.1125	17.3406	25.1848	12.7436	75.3815
	S	108.752	101.758	86.903	122.735	102.200
17	T	20.1689	17.2664	25.1109	12.7305	75.2767
	S	108.448	102.195	87.159	122.862	102.342
18	T	21.2421	17.3203	25.2992	12.7087	76.5703
	S	102.969	101.877	86.510	123.072	100.613
19	T				31.6012	
	S				49.495	

Event: NJMP RTI - MX-5 Open Test
Track: New Jersey Motorsports Park
Report: Section Data Report
Session: Indy Pro 2000 Test Session 1

2.14 mile(s)



Indy Pro 2000 Championship
October 9, 2020

Section Data for Car 19 - Kaminsky, Colin (R)

Lap	T/SF to I1	I1 to I2	I2 to I3	I3 to SF	Lap	
1	T	18.8051	26.1598		176.3288	
	S	93.833	83.664		43.691	
2	T	20.9579	17.6344	25.0765	12.7564	76.4252
	S	104.365	100.063	87.278	122.612	100.804
3	T	20.5505	17.4579	25.0290	12.6925	75.7299
	S	106.434	101.074	87.444	123.230	101.730
4	T	20.0185	17.4204	24.8326	12.7150	74.9865
	S	109.263	101.292	88.136	123.011	102.738
5	T		18.1236	25.3130		763.1739
	S		97.362	86.463		10.095
6	T	20.2350	17.3030	24.7453	12.6869	74.9702
	S	108.094	101.979	88.447	123.284	102.761
7	T	20.0828	17.2025	24.6290	12.7215	74.6358
	S	108.913	102.575	88.864	122.949	103.221
8	T	19.8754	17.1739	24.6508	12.7249	74.4250
	S	110.049	102.746	88.786	122.916	103.514
9	T	19.8902	17.1288	24.4956	12.6964	74.2110
	S	109.967	103.016	89.348	123.192	103.812
10	T	19.7159	17.1945	24.5328	12.7457	74.1889
	S	110.940	102.623	89.213	122.715	103.843
11	T	19.7794	17.1725	24.6622	12.7722	74.3863
	S	110.583	102.754	88.745	122.461	103.567
12	T	21.0959	22.8471	33.3113	12.7094	89.9637
	S	103.682	77.233	65.703	123.066	85.635
13	T	20.0548	17.2967	24.9158	12.7382	75.0055
	S	109.065	102.016	87.841	122.787	102.712
14	T	20.0795	17.1538	24.7825	12.7339	74.7497
	S	108.931	102.866	88.314	122.829	103.064
15	T	19.8687	17.1575	24.9370	12.7004	74.6636
	S	110.086	102.844	87.767	123.153	103.183
16	T	20.2454	17.3552	25.1925	12.6996	75.4927
	S	108.038	101.672	86.877	123.161	102.050

Event: NJMP RTI - MX-5 Open Test
Track: New Jersey Motorsports Park
Report: Section Data Report
Session: Indy Pro 2000 Test Session 1

2.14 mile(s)



Indy Pro 2000 Championship
October 9, 2020

Section Data for Car 2 - Robb, Sting Ray

Lap	T/SF to I1	I1 to I2	I2 to I3	I3 to SF	Lap	
1	T	18.4249	25.9276		207.1706	
	S	95.770	84.413		37.187	
2	T	20.9001	17.3056	24.8576	12.8971	75.9604
	S	104.654	101.964	88.047	121.275	101.421
3	T	20.0308	17.0513	24.8425	12.7192	74.6438
	S	109.195	103.485	88.100	122.971	103.210
4	T	19.8970	16.9891	24.5954	12.7419	74.2234
	S	109.930	103.863	88.986	122.752	103.795
5	T	19.8865	17.0084	24.6448	12.7177	74.2574
	S	109.988	103.746	88.807	122.985	103.747
6	T	19.9867	17.0320	24.9399	12.6781	74.6367
	S	109.436	103.602	87.756	123.370	103.220
7	T		21.0219	25.4091		334.7237
	S		83.938	86.136		23.016
8	T	20.4104			12.7818	
	S	107.165			122.369	

Event: NJMP RTI - MX-5 Open Test
Track: New Jersey Motorsports Park
Report: Section Data Report
Session: Indy Pro 2000 Test Session 1

2.14 mile(s)



Indy Pro 2000 Championship
October 9, 2020

Section Data for Car 3 - Comeau, Antoine

Lap	T/SF to I1	I1 to I2	I2 to I3	I3 to SF	Lap	
1	T	21.5970	17.9431	26.3759	13.5185	79.4345
	S	101.277	98.341	82.979	115.700	96.986
2	T	20.8097	17.6873	25.5913	12.9530	77.0413
	S	105.108	99.763	85.523	120.751	99.998
3	T	20.5848	18.3834	24.7057	12.9150	76.5889
	S	106.257	95.986	88.588	121.107	100.589
4	T	20.2130	17.4724	25.0286	12.8992	75.6132
	S	108.211	100.990	87.445	121.255	101.887
5	T	20.2192	17.3335	25.2554	12.9136	75.7217
	S	108.178	101.800	86.660	121.120	101.741
6	T	20.7167	17.7125	25.3849	12.8335	76.6476
	S	105.580	99.621	86.218	121.876	100.512
7	T	20.3162	17.2459	25.2139	12.7292	75.5052
	S	107.662	102.317	86.803	122.874	102.033
8	T	21.4177	20.5909	29.9992	12.7434	84.7512
	S	102.125	85.695	72.956	122.737	90.901
9	T	20.2768	17.3646	24.9190	12.7275	75.2879
	S	107.871	101.617	87.830	122.891	102.327
10	T	20.2110	17.3716	25.1515	12.6890	75.4231
	S	108.222	101.576	87.018	123.264	102.144
11	T		20.1049	30.1924		962.3202
	S		87.767	72.490		8.006
12	T	20.5492	17.2944	24.9199	12.8527	75.6162
	S	106.441	102.030	87.827	121.694	101.883
13	T	20.2184	17.2519	24.9157	12.6827	75.0687
	S	108.182	102.281	87.842	123.325	102.626
14	T	20.1592	17.2161	25.1776	12.6728	75.2257
	S	108.500	102.494	86.928	123.421	102.412
15	T	20.3157	17.1444	24.9632	12.6939	75.1172
	S	107.664	102.923	87.675	123.216	102.560
16	T	20.3161	17.4740	25.1516	12.7222	75.6639
	S	107.662	100.981	87.018	122.942	101.819
17	T		17.7253	25.3378		357.3892
	S		99.550	86.378		21.556
18	T	20.1805	17.2633	24.9074	12.8055	75.1567
	S	108.385	102.214	87.871	122.142	102.506
19	T	20.0664	17.3834	25.1426	12.7455	75.3379
	S	109.002	101.507	87.049	122.717	102.259

Event: NJMP RTI - MX-5 Open Test
Track: New Jersey Motorsports Park
Report: Section Data Report
Session: Indy Pro 2000 Test Session 1

2.14 mile(s)



Indy Pro 2000 Championship
October 9, 2020

Section Data for Car 42 - Petrov, Artem

Lap	T/SF to I1	I1 to I2	I2 to I3	I3 to SF	Lap	
1	T		18.2453	25.6287	342.2081	
	S		96.712	85.398	22.513	
2	T	20.6484	17.3487	24.9724	12.7499	75.7194
	S	105.929	101.711	87.642	122.675	101.744
3	T	20.0410	17.0620	24.5114	12.7586	74.3730
	S	109.140	103.420	89.291	122.591	103.586
4	T	20.0699	17.1539	24.6018	12.7176	74.5432
	S	108.983	102.866	88.962	122.986	103.349
5	T	20.1430	17.1076	24.4232	12.7568	74.4306
	S	108.587	103.144	89.613	122.608	103.506
6	T	19.8849	16.9797	24.7468	12.7260	74.3374
	S	109.997	103.921	88.441	122.905	103.636
7	T		18.1604	27.3424		341.1125
	S		97.164	80.046		22.585
8	T		17.7515	24.9215		645.7752
	S		99.403	87.821		11.930
9	T	20.1617	17.2675	24.6896	12.8061	74.9249
	S	108.487	102.189	88.646	122.136	102.823
10	T	20.4081	17.1281	24.5115	12.7072	74.7549
	S	107.177	103.021	89.290	123.087	103.057
11	T	19.9693	17.1182	24.6309	12.7243	74.4427
	S	109.532	103.080	88.857	122.922	103.489
12	T	20.0154	17.0380	24.6521	12.6743	74.3798
	S	109.279	103.565	88.781	123.406	103.577
13	T		17.9470	24.9573		235.0675
	S		98.320	87.695		32.774
14	T	19.9911	16.8819	24.2786	12.6916	73.8432
	S	109.412	104.523	90.147	123.238	104.329
15	T	19.6023	16.8155	24.1514	12.6880	73.2572
	S	111.582	104.936	90.622	123.273	105.164
16	T	22.6369	22.6454	24.9359	12.6490	82.8672
	S	96.624	77.921	87.770	123.653	92.968
17	T	19.6751	16.8341	24.0936	12.6884	73.2912
	S	111.170	104.820	90.839	123.269	105.115
18	T	19.6866	17.2651	25.0560	12.7067	74.7144
	S	111.105	102.203	87.350	123.092	103.113

Event: NJMP RTI - MX-5 Open Test
Track: New Jersey Motorsports Park
Report: Section Data Report
Session: Indy Pro 2000 Test Session 1

2.14 mile(s)



Indy Pro 2000 Championship
October 9, 2020

Section Data for Car 51 - Abel, Jacob

Lap	T/SF to I1	I1 to I2	I2 to I3	I3 to SF	Lap	
1	T	22.1422	18.4556	26.7444	13.3210	80.6632
	S	98.783	95.610	81.835	117.415	95.508
2	T	20.9406	17.9904	25.9684	12.8454	77.7448
	S	104.451	98.083	84.281	121.763	99.093
3	T	20.5961	17.6812	25.9820	12.7971	77.0564
	S	106.198	99.798	84.237	122.222	99.979
4	T	20.6344	17.7109	25.7217	12.8232	76.8902
	S	106.001	99.630	85.089	121.974	100.195
5	T	20.3736	17.5782	25.4813	12.7572	76.1903
	S	107.358	100.383	85.892	122.605	101.115
6	T	20.4217	17.5180	25.4381	12.7450	76.1228
	S	107.105	100.728	86.038	122.722	101.205
7	T	20.4422	17.5345	25.3735	12.7449	76.0951
	S	106.998	100.633	86.257	122.723	101.242
8	T	286.9768		26.0726	12.7171	82.4257
	S	7.622		83.944	122.991	93.466
9	T		18.2560	26.5843		262.1085
	S		96.656	82.328		29.392
10	T	20.5971	17.3995	25.3924	12.7295	76.1185
	S	106.193	101.414	86.193	122.871	101.211
11	T	20.2388	17.3833	25.2591	12.7001	75.5813
	S	108.073	101.508	86.647	123.156	101.930
12	T		18.3701	26.5917		689.5938
	S		96.055	82.305		11.172
13	T	20.5851	17.4592	25.4158	12.7466	76.2067
	S	106.255	101.067	86.113	122.707	101.093
14	T	20.1699	17.3349	25.1293	12.6362	75.2703
	S	108.442	101.791	87.095	123.779	102.351
15	T	20.3207	17.3105	25.1461	12.6254	75.4027
	S	107.638	101.935	87.037	123.884	102.171
16	T	20.2596	17.2820	25.4966	12.7034	75.7416
	S	107.962	102.103	85.840	123.124	101.714
17	T		17.6647	25.5497		199.6000
	S		99.891	85.662		38.597
18	T	20.2770	17.3357	25.3398	12.7170	75.6695
	S	107.870	101.787	86.371	122.992	101.811
19	T	20.0052	17.3239	25.3476	12.6771	75.3538
	S	109.335	101.856	86.345	123.379	102.238

Event: NJMP RTI - MX-5 Open Test
Track: New Jersey Motorsports Park
Report: Section Data Report
Session: Indy Pro 2000 Test Session 1

2.14 mile(s)



Indy Pro 2000 Championship
October 9, 2020

Section Data for Car 51 - Abel, Jacob

Lap	T/SF to I1	I1 to I2	I2 to I3	I3 to SF	Lap	
20	T	24.7610	17.4727	25.6228	12.7095	80.5660
	S	88.335	100.989	85.418	123.065	95.623
21	T	20.4146	17.3904	25.2605	12.7944	75.8599
	S	107.143	101.467	86.643	122.248	101.556
22	T	20.6984	17.5698	25.8687	12.7136	76.8505
	S	105.674	100.431	84.606	123.025	100.247

Event: NJMP RTI - MX-5 Open Test
 Track: New Jersey Motorsports Park
 Report: Section Data Report
 Session: Indy Pro 2000 Test Session 1

2.14 mile(s)



Indy Pro 2000 Championship
 October 9, 2020

Section Data for Car 68 - Frost, Danial

Lap	T/SF to I1	I1 to I2	I2 to I3	I3 to SF	Lap	
1	T	21.6721	17.4130	25.3142	12.7883	77.1876
	S	100.926	101.335	86.459	122.306	99.809
2	T	21.1493	17.2581	25.0230	12.7709	76.2013
	S	103.421	102.244	87.465	122.473	101.101
3	T	20.5697	17.2187	24.7138	12.8776	75.3798
	S	106.335	102.478	88.559	121.458	102.202
4	T	20.1764	17.1920	24.5697	12.7835	74.7216
	S	108.407	102.638	89.079	122.352	103.103
5	T	20.1494	17.0869	24.6446	12.7494	74.6303
	S	108.553	103.269	88.808	122.680	103.229
6	T	20.4151	17.0795	25.2055	13.0263	75.7264
	S	107.140	103.314	86.832	120.072	101.735
7	T		17.2904	25.5245		406.6853
	S		102.053	85.746		18.943
8	T	20.3082	17.0860	24.8038	12.6911	74.8891
	S	107.704	103.274	88.238	123.243	102.872
9	T	20.1000	17.1702	24.9307	12.6637	74.8646
	S	108.820	102.768	87.789	123.510	102.906
10	T		17.7420	27.5918		682.4252
	S		99.456	79.322		11.289
11	T	20.2987	17.0880	24.9052	12.6877	74.9796
	S	107.754	103.262	87.879	123.276	102.748
12	T	19.9524	16.9843	24.6794	12.5618	74.1779
	S	109.625	103.893	88.683	124.512	103.858
13	T	19.8866	17.0295	24.8164	12.6051	74.3376
	S	109.987	103.617	88.193	124.084	103.635
14	T	19.9702	17.1046	24.6167	12.5807	74.2722
	S	109.527	103.162	88.909	124.325	103.727
15	T	20.3167	17.9478	25.4164	12.6185	76.2994
	S	107.659	98.315	86.111	123.952	100.971
16	T		17.7003	25.2773		225.1344
	S		99.690	86.585		34.220
17	T	20.5168	19.2754	27.5504	12.6597	80.0023
	S	106.609	91.544	79.441	123.549	96.297
18	T	20.3468	17.1687	24.7461	12.6881	74.9497
	S	107.500	102.777	88.444	123.272	102.789
19	T	20.1768	17.1063	24.7522	12.6138	74.6491
	S	108.405	103.152	88.422	123.998	103.203

Event: NJMP RTI - MX-5 Open Test
Track: New Jersey Motorsports Park
Report: Section Data Report
Session: Indy Pro 2000 Test Session 1

2.14 mile(s)



Indy Pro 2000 Championship
October 9, 2020

Section Data for Car 68 - Frost, Danial

Lap	T/SF to I1	I1 to I2	I2 to I3	I3 to SF	Lap	
20	T	19.9975	17.1175	24.7559	12.6238	74.4947
	S	109.377	103.084	88.409	123.900	103.417

Event: NJMP RTI - MX-5 Open Test
Track: New Jersey Motorsports Park
Report: Section Data Report
Session: Indy Pro 2000 Test Session 1

2.14 mile(s)



Indy Pro 2000 Championship
October 9, 2020

Section Data for Car 7 - Enders, Kory

Lap	T/SF to I1	I1 to I2	I2 to I3	I3 to SF	Lap	
1	T	21.7508	18.4840	26.0786	13.0578	79.3712
	S	100.561	95.463	83.925	119.782	97.063
2	T	20.8960	17.8891	25.7806	12.8365	77.4022
	S	104.674	98.638	84.895	121.847	99.532
3	T	20.4313	17.9499	25.5008	12.8922	76.7742
	S	107.055	98.304	85.826	121.321	100.346
4	T	20.6939	17.4939	25.4228	12.7950	76.4056
	S	105.696	100.866	86.090	122.242	100.830
5	T	20.4684	17.5417	25.1225	12.8041	75.9367
	S	106.861	100.591	87.119	122.155	101.453
6	T	20.7207	17.7396	25.4137	12.7464	76.6204
	S	105.560	99.469	86.120	122.708	100.548
7	T	20.7356	17.6529	25.3738	12.6914	76.4537
	S	105.484	99.958	86.256	123.240	100.767
8	T	20.4208	17.6328	25.1382	12.6476	75.8394
	S	107.110	100.072	87.064	123.667	101.583
9	T	20.2346	17.2867	25.2356	12.7040	75.4609
	S	108.096	102.075	86.728	123.118	102.093
10	T	20.2526	17.1254	24.8866	12.6577	74.9223
	S	108.000	103.037	87.944	123.568	102.827
11	T	20.3453	17.2839	25.0780	12.6370	75.3442
	S	107.508	102.092	87.273	123.771	102.251
12	T	20.0436	17.2851	24.7647	12.6905	74.7839
	S	109.126	102.085	88.377	123.249	103.017
13	T		19.1151	25.3070		836.2445
	S		92.312	86.483		9.213
14	T	20.2221	17.4333	24.7380	12.7371	75.1305
	S	108.162	101.217	88.473	122.798	102.542
15	T	19.9129	17.1505	24.8858	12.6100	74.5592
	S	109.842	102.886	87.947	124.036	103.327
16	T	19.8361	16.9477	24.6342	12.7886	74.2066
	S	110.267	104.117	88.845	122.304	103.818
17	T	19.9582	17.1142	24.5570	12.7030	74.3324
	S	109.593	103.104	89.125	123.128	103.643
18	T	19.8520	17.2546	24.4966	12.6820	74.2852
	S	110.179	102.265	89.344	123.332	103.708
19	T	19.9584	17.1526	24.7457	12.6840	74.5407
	S	109.592	102.873	88.445	123.312	103.353

Event: NJMP RTI - MX-5 Open Test
Track: New Jersey Motorsports Park
Report: Section Data Report
Session: Indy Pro 2000 Test Session 1

2.14 mile(s)



Indy Pro 2000 Championship
October 9, 2020

Section Data for Car 7 - Enders, Kory

Lap	T/SF to I1	I1 to I2	I2 to I3	I3 to SF	Lap	
20	T	19.7164	17.1761	24.6311	12.7071	74.2307
	S	110.937	102.733	88.857	123.088	103.785
21	T	19.9915	17.0772	24.7335	12.6960	74.4982
	S	109.410	103.328	88.489	123.196	103.412
22	T	20.9714	19.0140	25.4999	12.7447	78.2300
	S	104.298	92.802	85.829	122.725	98.479
23	T	20.0302	17.1146	24.5699	12.7181	74.4328
	S	109.199	103.102	89.078	122.981	103.503
24	T	20.3567	17.6047	25.4972	12.7255	76.1841
	S	107.447	100.231	85.838	122.910	101.123

Event: NJMP RTI - MX-5 Open Test
 Track: New Jersey Motorsports Park
 Report: Section Data Report
 Session: Indy Pro 2000 Test Session 1

2.14 mile(s)



Indy Pro 2000 Championship
 October 9, 2020

Section Data for Car 8 - Sulaiman, Manuel (R)

Lap	T/SF to I1	I1 to I2	I2 to I3	I3 to SF	Lap	
1	T	24.4076	19.5089	30.0222	15.0246	88.9633
	S	89.614	90.448	72.901	104.102	86.598
2	T	21.4867	17.5435	25.5133	12.8151	77.3586
	S	101.797	100.581	85.784	122.051	99.588
3	T	22.0968	18.1104	26.0996	12.6953	79.0021
	S	98.986	97.433	83.857	123.202	97.516
4	T		17.5496	25.2464		190.2573
	S		100.546	86.691		40.493
5	T	20.4171	17.2712	24.6462	12.6749	75.0094
	S	107.129	102.167	88.802	123.401	102.707
6	T	20.1581	17.1333	24.6995	12.6361	74.6270
	S	108.506	102.989	88.611	123.780	103.233
7	T	19.9346	17.0423	24.6033	12.5730	74.1532
	S	109.722	103.539	88.957	124.401	103.893
8	T	19.9647	17.0630	24.6132	12.6837	74.3246
	S	109.557	103.414	88.921	123.315	103.653
9	T	19.8999	17.0278	24.5316	12.5992	74.0585
	S	109.914	103.627	89.217	124.142	104.026
10	T	19.7376	16.9879	24.7043	12.5844	74.0142
	S	110.818	103.871	88.593	124.288	104.088
11	T	19.9776	16.9582	24.6873	12.8676	74.4907
	S	109.486	104.053	88.654	121.553	103.422
12	T		19.0715	25.3996		740.4614
	S		92.523	86.168		10.404
13	T	20.0742	17.0085	24.5084	12.5790	74.1701
	S	108.959	103.745	89.301	124.341	103.869
14	T	19.6974	17.0846	24.5625	12.5325	73.8770
	S	111.044	103.283	89.105	124.803	104.281
15	T		21.6173	27.9084		229.2763
	S		81.627	78.422		33.601
16	T	19.9547	16.8860	24.0843	12.6332	73.5582
	S	109.612	104.498	90.874	123.808	104.733
17	T	19.4896	16.7561	24.0766	12.6051	72.9274
	S	112.228	105.308	90.903	124.084	105.639
18	T	19.5131	16.8436	24.2405	12.5643	73.1615
	S	112.093	104.761	90.288	124.487	105.301
19	T	20.5009	17.0356	26.3882	12.5661	76.4908
	S	106.692	103.580	82.940	124.469	100.718

Event: NJMP RTI - MX-5 Open Test
Track: New Jersey Motorsports Park
Report: Section Data Report
Session: Indy Pro 2000 Test Session 1

2.14 mile(s)



Indy Pro 2000 Championship
October 9, 2020

Section Data for Car 8 - Sulaiman, Manuel (R)

Lap	T/SF to I1	I1 to I2	I2 to I3	I3 to SF	Lap	
20	T	19.7080	16.8642	24.9986	12.7180	74.2888
	S	110.984	104.633	87.550	122.982	103.703

Event: NJMP RTI - MX-5 Open Test
Track: New Jersey Motorsports Park
Report: Section Data Report
Session: Indy Pro 2000 Test Session 1

2.14 mile(s)



Indy Pro 2000 Championship
October 9, 2020

Section Data for Car 83 - Finelli, Charles

Lap	T/SF to I1	I1 to I2	I2 to I3	I3 to SF	Lap	
1	T	24.4844	20.4371	28.5683	14.9665	88.4563
	S	89.333	86.340	76.611	104.506	87.094
2	T	22.7859	18.7887	27.9576	13.3587	82.8909
	S	95.992	93.915	78.284	117.084	92.941
3	T	22.3312	20.5415	26.6328	13.2226	82.7281
	S	97.947	85.901	82.178	118.289	93.124
4	T	21.9217	18.1475	27.0655	13.0993	80.2340
	S	99.777	97.234	80.864	119.403	96.019
5	T	21.6991	18.2395	27.1525	13.1789	80.2700
	S	100.800	96.743	80.605	118.681	95.976
6	T	21.3222	18.0984	26.0775	13.1846	78.6827
	S	102.582	97.497	83.928	118.630	97.912
7	T	21.8643	18.0743	25.9844	13.2167	79.1397
	S	100.039	97.627	84.229	118.342	97.347
8	T	21.3206	17.9584	25.9018	13.2097	78.3905
	S	102.590	98.257	84.497	118.405	98.277
9	T	21.5469	17.9408	26.0711	13.0425	78.6013
	S	101.512	98.354	83.949	119.923	98.014
10	T	21.6958	18.0883	26.0984	13.0743	78.9568
	S	100.815	97.552	83.861	119.631	97.572
11	T	22.0923	18.2618	25.9433	13.0564	79.3538
	S	99.006	96.625	84.362	119.795	97.084
12	T	23.2818	23.7449	26.7830	13.4052	87.2149
	S	93.948	74.313	81.717	116.678	88.334
13	T	22.2386	20.5498	27.6066	13.4372	83.8322
	S	98.355	85.867	79.279	116.400	91.898
14	T		19.3061	26.8677		667.9749
	S		91.398	81.460		11.533
15	T	21.4314	18.1957	26.1084	13.1319	78.8674
	S	102.059	96.976	83.829	119.106	97.683
16	T	21.2577	18.2944	26.8834	13.0930	79.5285
	S	102.893	96.453	81.412	119.460	96.871
17	T	21.4374	18.2498	26.0256	13.1089	78.8217
	S	102.031	96.688	84.096	119.315	97.740
18	T	22.9315	18.8987	26.4661	13.0671	81.3634
	S	95.383	93.369	82.696	119.697	94.686
19	T	21.2996	18.2650	26.3976	13.1505	79.1127
	S	102.691	96.608	82.910	118.938	97.380

Event: NJMP RTI - MX-5 Open Test
Track: New Jersey Motorsports Park
Report: Section Data Report
Session: Indy Pro 2000 Test Session 1

2.14 mile(s)



Indy Pro 2000 Championship
October 9, 2020

Section Data for Car 83 - Finelli, Charles

Lap	T/SF to I1	I1 to I2	I2 to I3	I3 to SF	Lap	
20	T	21.6111	18.9491	27.7299	13.1893	81.4794
	S	101.211	93.120	78.927	118.588	94.552

Event: NJMP RTI - MX-5 Open Test
Track: New Jersey Motorsports Park
Report: Section Data Report
Session: Indy Pro 2000 Test Session 1

2.14 mile(s)



Indy Pro 2000 Championship
October 9, 2020

Section Data for Car 9 - Thompson, Parker

Lap	T/SF to I1	I1 to I2	I2 to I3	I3 to SF	Lap	
1	T	21.5824	18.0396	26.4071	13.7961	79.8252
	S	101.345	97.815	82.881	113.372	96.511
2	T	20.7780	17.7172	25.5503	12.8710	76.9165
	S	105.269	99.595	85.660	121.521	100.161
3	T	20.3074	17.2897	25.0483	12.8448	75.4902
	S	107.708	102.058	87.377	121.768	102.053
4	T	19.8675	17.2871	25.0557	12.7962	75.0065
	S	110.093	102.073	87.351	122.231	102.711
5	T	19.8317	17.1839	24.8387	12.7887	74.6430
	S	110.292	102.686	88.114	122.303	103.211
6	T	19.7396	17.1969	24.6858	12.7331	74.3554
	S	110.806	102.608	88.660	122.837	103.610
7	T	20.6558	17.2898	24.7495	12.6840	75.3791
	S	105.891	102.057	88.432	123.312	102.203
8	T		18.9740	26.6733		356.9324
	S		92.998	82.053		21.584
9	T	20.1167	17.0187	24.1962	12.7599	74.0915
	S	108.729	103.683	90.454	122.579	103.980
10	T	19.4002	16.9011	26.8438	12.6576	75.8027
	S	112.745	104.404	81.532	123.569	101.632
11	T		18.2179	25.0854		682.9549
	S		96.858	87.247		11.280
12	T	19.7682	17.0708	24.3376	12.7342	73.9108
	S	110.646	103.366	89.928	122.826	104.234
13	T	19.4872	16.9473	24.2793	12.6567	73.3705
	S	112.242	104.120	90.144	123.578	105.001
14	T	20.3646	18.0721	26.7397	12.6173	77.7937
	S	107.406	97.639	81.850	123.964	99.031
15	T		17.4617	24.7036		284.2019
	S		101.052	88.596		27.107
16	T	20.3809	17.6438	24.8739	12.7432	75.6418
	S	107.320	100.009	87.989	122.739	101.848
17	T	19.6868	17.2965	24.8051	12.6956	74.4840
	S	111.104	102.017	88.233	123.199	103.432
18	T	19.8484	16.9744	24.4661	12.6821	73.9710
	S	110.199	103.953	89.456	123.331	104.149
19	T	20.5050	17.9835	26.0534	12.7062	77.2481
	S	106.670	98.120	84.006	123.097	99.731

Event: NJMP RTI - MX-5 Open Test
Track: New Jersey Motorsports Park
Report: Section Data Report
Session: Indy Pro 2000 Test Session 1

2.14 mile(s)








Indy Pro 2000 Championship
October 9, 2020

Section Data for Car

Report Support Information

Section Legend	
Name	Length
SF to I1	0.607576 miles
I1 to I2	0.490152 miles
I2 to I3	0.607955 miles
I3 to SF	0.434470 miles
Lap	2.140000 miles
SFP to I1	0.607576 miles
I3 to SFP	0.434470 miles

Color Legend	
	Fastest Lap
	Section Under Caution
	Section Under Green
	Section Time Data
	Section Speed Data

