

Event: Indy Pro 2000 GP of Indianapolis

Round 3 / 4

Track: Indianapolis Motor Speedway RC

2.439 mile(s)



Report: Section Data Report

Indy Pro 2000 Championship

Session: Practice 1

May 9, 2019

Section Data for Car 10 - Lindh, Rasmus (R)

Lap	T/S	I6 to I7	I7 to I8	I8 to I9	I9 to SF	SF to I1	I1 to I2	I2 to I3A	I3A to I3	I3 to I4	I4 to I5A	I5A to I5	I5 to I6	Lap	PI to PO	PO to SF
1	T	5.4560	7.4150	8.3526	4.3833	6.1467	9.5170	3.7544	8.2564	9.0351	6.3114	5.0677	7.3773	81.0729	195.6656	80.0875
	S	128.841	74.021	102.527	135.017	148.860	95.642	104.060	101.244	135.985	94.526	91.758	100.092	108.303	7.260	100.650
2	T	5.4258	7.3303	8.2979	4.3762	6.1205	9.6018	3.7832	8.3089	9.0561	6.3102	5.0182	7.4855	81.1146		
	S	129.558	74.876	103.202	135.236	149.498	94.798	103.268	100.604	135.669	94.544	92.663	98.645	108.247		
3	T	5.4381	7.2068	8.3047	4.3651	6.0830	9.4066	3.7626	8.4254	9.0315	6.4662	5.1181	7.4553	81.0634		
	S	129.265	76.159	103.118	135.580	150.419	96.765	103.833	99.213	136.039	92.263	90.854	99.045	108.315		
4	T	5.4047	7.1998	8.3873	4.3678	6.0878	9.5322	3.7967	8.3066	9.0573	6.2550	5.0026	7.4173	80.8151		
	S	130.064	76.233	102.102	135.496	150.301	95.490	102.900	100.632	135.652	95.378	92.952	99.552	108.648		
5	T	5.3995	7.2285	8.3839	4.3774	6.1055	9.4972	3.9013	8.2639	9.0467	6.2503	5.0255	7.7594	81.2391		
	S	130.189	75.931	102.144	135.199	149.865	95.842	100.141	101.152	135.810	95.450	92.528	95.163	108.081		
6	T	5.4406						3.8062	8.4083	9.0564	6.4479	5.0949	7.3988	402.4113	319.9172	86.1805
	S	129.205						102.644	99.415	135.665	92.525	91.268	99.801	21.819	4.440	93.534
7	T	5.3871	7.2461	8.3761	4.3711	6.1030	9.5575	3.7556	8.2007	9.0114	6.3006	5.0338	7.4416	80.7846		
	S	130.488	75.746	102.239	135.393	149.926	95.237	104.026	101.931	136.342	94.688	92.376	99.227	108.689		
8	T	5.3665	7.1731	8.4011	4.3683	6.0957	9.4048	3.7852	8.4100	9.0119	6.2629	5.0675	7.4533	80.8003		
	S	130.989	76.517	101.935	135.480	150.106	96.783	103.213	99.395	136.335	95.258	91.761	99.071	108.668		
9	T	5.4139	7.2852	8.3550	4.3644	6.0843	9.4820	3.7962	8.3017	8.9872	6.2121	5.0699	7.4539	80.8058		
	S	129.843	75.340	102.497	135.601	150.387	95.995	102.914	100.691	136.710	96.037	91.718	99.063	108.661		
10	T	5.3799	7.3069	8.3196	4.3465	6.0535	9.4384	3.7983	8.2898	8.9489	6.3035	5.2239	7.4584	80.8676		
	S	130.663	75.116	102.933	136.160	151.152	96.439	102.857	100.836	137.295	94.644	89.014	99.004	108.577		
11	T	5.3711	7.3397	8.3961	4.3536	6.0667	9.5073	3.7841	8.3688	8.9928	6.3161	5.1062	7.4996	81.1021		
	S	130.877	74.780	101.995	135.938	150.823	95.740	103.243	99.884	136.624	94.456	91.066	98.460	108.264		
12	T	5.4089						5.4931	13.3271	15.8028	8.7373	5.3737	7.4790	387.4721	290.4345	100.8993
	S	129.963						71.122	62.723	77.748	68.281	86.533	98.731	22.661	4.891	79.890
13	T	5.3943	7.3185	8.2653	4.3568	6.1059	9.4960	3.7236	8.2091	8.9786	6.1874	5.0423	7.4204	80.4982		
	S	130.314	74.997	103.610	135.838	149.855	95.854	104.920	101.827	136.841	96.420	92.220	99.511	109.076		
14	T	5.4228	7.2309	8.2531	4.3549	6.0884	9.4630	3.7442	8.2489	9.0075	6.2276	5.0535	7.3946	80.4894		
	S	129.629	75.905	103.763	135.897	150.286	96.188	104.343	101.336	136.401	95.798	92.015	99.858	109.088		
15	T	5.4084													42.5500	
	S	129.975													33.386	

Event: Indy Pro 2000 GP of Indianapolis

Round 3 / 4

Track: Indianapolis Motor Speedway RC

2.439 mile(s)



Report: Section Data Report

Indy Pro 2000 Championship

Session: Practice 1

May 9, 2019

Section Data for Car 10 - Lindh, Rasmus (R)

Lap	T/SF to PI	
1	T	
	S	
2	T	
	S	
3	T	
	S	
4	T	
	S	
5	T	77.5438
	S	103.209
6	T	
	S	
7	T	
	S	
8	T	
	S	
9	T	
	S	
10	T	
	S	
11	T	77.1148
	S	103.783
12	T	
	S	
13	T	
	S	
14	T	78.4904
	S	101.964
15	T	
	S	

Event: Indy Pro 2000 GP of Indianapolis

Round 3 / 4

Track: Indianapolis Motor Speedway RC

2.439 mile(s)



Report: Section Data Report

Indy Pro 2000 Championship

Session: Practice 1

May 9, 2019

Section Data for Car 11 - Serravalle, Antonio

Lap	T/S I6 to I7	I7 to I8	I8 to I9	I9 to SF	SF to I1	I1 to I2	I2 to I3A	I3A to I3	I3 to I4	I4 to I5A	I5A to I5	I5 to I6	Lap	PI to PO	PO to SF	
1	T	5.5550	7.5077	8.4331	4.4388	6.2212	10.8558	4.7928	11.1080	11.5625	7.5627	5.2099	7.6867	90.9342	341.5592	83.5538
	S	126.544	73.107	101.548	133.328	147.078	83.847	81.514	75.253	106.260	78.886	89.253	96.063	96.558	4.159	96.474
2	T	5.5167	7.3357	8.3415	4.4002	6.1358	9.6644	3.7446	8.4574	9.1247	6.4054	5.0590	7.5446	81.7300		
	S	127.423	74.821	102.663	134.498	149.125	94.184	104.332	98.838	134.650	93.139	91.915	97.873	107.432		
3	T	5.4234	7.2832	8.3979	4.4140	6.1562	9.5776	3.7362	8.4584	9.1361	6.3888	5.0331	7.6796	81.6845		
	S	129.615	75.360	101.974	134.078	148.631	95.037	104.567	98.826	134.481	93.381	92.388	96.152	107.492		
4	T	5.4161	8.2592	8.5501	4.4668	6.2448	10.0344	3.8279	8.6425	9.7272	7.1635	5.2057	7.7305	85.2687		
	S	129.790	66.455	100.158	132.493	146.522	90.711	102.062	96.721	126.309	83.282	89.325	95.519	102.973		
5	T	5.5671	7.3430	8.3398	4.3959	6.1363	9.6837	3.9581	8.5298	9.1493	6.2993	5.0496	7.8549	82.3068		
	S	126.269	74.747	102.684	134.630	149.113	93.996	98.704	97.999	134.287	94.707	92.087	94.006	106.679		
6	T	5.6246						3.7987	8.7527	9.2100	6.7882	5.9342	8.5072	619.2673	536.5552	84.9379
	S	124.979						102.846	95.503	133.402	87.886	78.359	86.798	14.179	2.648	94.902
7	T	5.8108	7.7049	9.1379	4.6035	6.3057	10.1243	3.8914	9.2401	9.8197	7.2715	5.5814	8.6686	88.1598		
	S	120.974	71.236	93.716	128.558	145.107	89.905	100.396	90.465	125.120	82.045	83.312	85.182	99.596		
8	T	6.9703	9.4561	8.5890	4.4285	6.1653	9.8545	3.7914	8.5187	9.1325	6.4012	5.0621	7.7773	86.1469		
	S	100.850	58.043	99.705	133.639	148.411	92.367	103.044	98.126	134.535	93.200	91.859	94.944	101.924		
9	T	5.4884	7.3928	8.3576	4.4124	6.1562	9.8082	3.8268	8.5917	9.0846	6.3440	5.0551	7.7052	82.2230		
	S	128.080	74.243	102.465	134.126	148.631	92.803	102.091	97.293	135.244	94.040	91.986	95.833	106.788		
10	T	5.4435	7.3088	8.3570	4.4113	6.1684	9.8174	3.7147	8.5326	9.1020	6.2492	5.0755	7.7292	81.9096		
	S	129.137	75.096	102.473	134.160	148.337	92.716	105.172	97.967	134.985	95.467	91.617	95.535	107.196		
11	T	5.4617	7.3793	8.4851	4.4116	6.1560	10.4743	3.7558	8.5154	9.0826	6.3494	5.1552	7.7781	83.0045		
	S	128.706	74.379	100.926	134.150	148.635	86.901	104.021	98.164	135.274	93.960	90.200	94.934	105.782		
12	T	5.5503	7.3231	8.3151	4.3932	6.1130	9.7605	3.7822	8.5596	9.0953	6.3122	5.0471	7.7416	81.9932		
	S	126.652	74.950	102.989	134.712	149.681	93.256	103.295	97.657	135.085	94.514	92.132	95.382	107.087		
13	T	5.4986	7.4444	8.3535	4.4062	6.1617	9.6915	3.7062	8.6650	9.1492	6.3001	5.1012	7.6057	82.0833		
	S	127.842	73.728	102.516	134.315	148.498	93.920	105.413	96.470	134.289	94.695	91.155	97.086	106.969		
14	T	5.4769														
	S	128.349														

Event: Indy Pro 2000 GP of Indianapolis

Round 3 / 4

Track: Indianapolis Motor Speedway RC

2.439 mile(s)



Report: Section Data Report

Indy Pro 2000 Championship

Session: Practice 1

May 9, 2019

Section Data for Car 11 - Serravalle, Antonio

Lap	T/SF to PI	
1	T	
	S	
2	T	
	S	
3	T	
	S	
4	T	
	S	
5	T	81.6923
	S	97.967
6	T	
	S	
7	T	
	S	
8	T	
	S	
9	T	
	S	
10	T	
	S	
11	T	
	S	
12	T	
	S	
13	T	84.7924
	S	94.386
14	T	
	S	

Event: Indy Pro 2000 GP of Indianapolis

Round 3 / 4

Track: Indianapolis Motor Speedway RC

2.439 mile(s)



Report: Section Data Report

Indy Pro 2000 Championship

Session: Practice 1

May 9, 2019

Section Data for Car 2 - Robb, Sting Ray

Lap	T/S	I6 to I7	I7 to I8	I8 to I9	I9 to SF	SF to I1	I1 to I2	I2 to I3A	I3A to I3	I3 to I4	I4 to I5A	I5A to I5	I5 to I6	Lap	PI to PO	PO to SF
1	T	5.5780	7.2497	8.6083	4.4025	6.1317	9.7369	3.7791	8.3398	9.0430	6.4844	5.0911	7.5032	81.9477	195.1385	81.2309
	S	126.023	75.708	99.481	134.428	149.225	93.482	103.380	100.231	135.866	92.004	91.336	98.413	107.146	7.280	99.233
2	T	5.6126	7.2504	8.4368	4.3904	6.1133	9.6138	3.7519	8.3328	9.0612	6.5243	5.0835	7.5174	81.6884		
	S	125.246	75.701	101.503	134.798	149.674	94.679	104.129	100.316	135.593	91.441	91.472	98.227	107.486		
3	T	5.4862	7.3048	8.4973	4.3978	6.1073	9.5811	3.7378	8.3690	9.0704	6.3493	5.0621	7.5136	81.4767		
	S	128.131	75.137	100.781	134.571	149.821	95.002	104.522	99.882	135.456	93.962	91.859	98.276	107.766		
4	T	5.4628	7.2257	8.3710	4.3637	6.0595	10.2285	3.8823	8.4120	9.0641	6.3308	5.0799	7.4731	81.9534		
	S	128.680	75.960	102.301	135.623	151.003	88.989	100.632	99.371	135.550	94.236	91.537	98.809	107.139		
5	T	5.4724	7.1989	8.5095	4.3815	6.1026	9.7106	3.7759	8.3111	9.0778	6.5246	5.0964	7.4718	81.6331		
	S	128.455	76.243	100.636	135.072	149.936	93.735	103.467	100.577	135.345	91.437	91.241	98.826	107.559		
6	T	5.4545	7.2799	8.4218	4.3855	6.0902	9.6515	3.7609	8.6998	9.0533	6.5384	5.1667	7.4803	81.9828		
	S	128.876	75.394	101.684	134.949	150.241	94.309	103.880	96.084	135.711	91.244	89.999	98.714	107.101		
7	T	5.5198	7.2729	8.5542	4.4027	6.1396	9.5356	3.8173	8.4166	9.1088	6.3162	5.1241	7.5805	81.7883		
	S	127.351	75.467	100.110	134.422	149.033	95.456	102.345	99.317	134.885	94.454	90.748	97.409	107.355		
8	T	5.4638	7.4282	8.5850	4.4101	6.1607	9.6202	3.7665	8.3932	9.0762	6.1704	5.2202	7.5466	81.8411		
	S	128.657	73.889	99.751	134.196	148.522	94.616	103.725	99.594	135.369	96.686	89.077	97.847	107.286		
9	T	5.4829						3.8529	8.4530	9.1076	6.3612	5.0740	7.5750	520.7030	443.3143	80.0803
	S	128.209						101.399	98.889	134.902	93.786	91.644	97.480	16.863	3.204	100.659
10	T	5.4967	7.2383	8.5164	4.4012	6.1575	9.6494	3.7511	8.4526	9.0887	6.3911	5.1478	7.4929	81.7837		
	S	127.887	75.828	100.555	134.467	148.599	94.330	104.151	98.894	135.183	93.347	90.330	98.548	107.361		
11	T	5.4345	7.2314	8.4046	4.3860	6.1469	9.5456	3.7692	8.3898	9.0663	6.3120	5.0619	7.4618	81.2100		
	S	129.350	75.900	101.892	134.933	148.856	95.356	103.651	99.634	135.517	94.517	91.863	98.959	108.120		
12	T	5.5261	7.2244	8.4757	4.4001	6.1532	9.6975	3.8005	8.4202	9.0443	6.3914	5.0327	7.5458	81.7119		
	S	127.206	75.974	101.038	134.501	148.703	93.862	102.797	99.274	135.846	93.343	92.396	97.857	107.456		
13	T	5.5297	7.2097	8.4598	4.3919	6.1484	9.6145	3.7760	8.3730	9.0049	6.3653	5.1032	7.4627	81.4391		
	S	127.123	76.128	101.227	134.752	148.819	94.672	103.464	99.834	136.441	93.725	91.119	98.947	107.816		
14	T	5.4325	7.2277	9.2642	4.7592	6.5236	10.9305	4.2854	9.5285	10.3790	7.2037	5.0326	7.5488	88.1157		
	S	129.398	75.939	92.438	124.352	140.260	83.274	91.166	87.727	118.377	82.817	92.398	97.818	99.646		
15	T	5.5772	7.3551	8.6758	4.4054	6.1492	9.6930	3.7654	8.3508	9.0161	6.3401	5.0678	7.7435	82.1394		
	S	126.041	74.624	98.707	134.339	148.800	93.906	103.756	100.099	136.271	94.098	91.756	95.359	106.896		
16	T	5.5755	7.3944	8.3645	4.3868	6.1371	9.5739	3.8116	8.3738	9.0396	6.3356	5.0780	7.4852	81.5560		
	S	126.079	74.227	102.381	134.909	149.093	95.074	102.498	99.824	135.917	94.165	91.571	98.649	107.661		
17	T	6.1766													41.6464	
	S	113.809													34.110	

Event: Indy Pro 2000 GP of Indianapolis

Round 3 / 4

Track: Indianapolis Motor Speedway RC

2.439 mile(s)



Report: Section Data Report

Indy Pro 2000 Championship

Session: Practice 1

May 9, 2019

Section Data for Car 2 - Robb, Sting Ray

Lap	T/SF to PI	
1	T	
	S	
2	T	
	S	
3	T	
	S	
4	T	
	S	
5	T	
	S	
6	T	
	S	
7	T	
	S	
8	T	78.9150
	S	101.415
9	T	
	S	
10	T	
	S	
11	T	
	S	
12	T	
	S	
13	T	
	S	
14	T	
	S	
15	T	
	S	
16	T	84.5066
	S	94.705
17	T	
	S	

Event: Indy Pro 2000 GP of Indianapolis

Round 3 / 4

Track: Indianapolis Motor Speedway RC

2.439 mile(s)



Report: Section Data Report

Indy Pro 2000 Championship

Session: Practice 1

May 9, 2019

Section Data for Car 28 - Kirkwood, Kyle (R)

Lap	T/S	I6 to I7	I7 to I8	I8 to I9	I9 to SF	SF to I1	I1 to I2	I2 to I3A	I3A to I3	I3 to I4	I4 to I5A	I5A to I5	I5 to I6	Lap	PI to PO	PO to SF
1	T	5.8157	8.1590	8.8804	4.4371	6.1925	11.2638	4.1841	9.6592	9.6739	7.4855	5.9446	7.9968	89.6926	206.6330	88.8905
	S	120.872	67.271	96.433	133.380	147.759	80.810	93.373	86.540	127.005	79.700	78.222	92.338	97.894	6.875	90.682
2	T	5.6812						3.7860	9.0312	9.3606	6.7551	5.2149	7.6335	274.2659	189.4940	82.3142
	S	123.733						103.191	92.558	131.256	88.317	89.168	96.733	32.014	7.497	97.927
3	T	5.4826	7.3365	8.2604	4.3952	6.1450	9.6337	3.7595	8.2323	9.0988	6.2925	5.1415	7.4348	81.2128		
	S	128.216	74.813	103.671	134.651	148.902	94.484	103.919	101.540	135.033	94.810	90.441	99.318	108.116		
4	T	5.4201	7.1751	8.2665	4.3769	6.1327	9.5378	3.7369	8.3541	9.0669	6.1465	5.1025	7.5062	80.8222		
	S	129.694	76.496	103.594	135.214	149.200	95.434	104.547	100.060	135.508	97.062	91.132	98.373	108.638		
5	T	5.4392	7.2610	8.2723	4.3625	6.0913	9.9535	3.7956	8.4387	9.0058	6.2560	5.2493	7.5416	81.6668		
	S	129.239	75.591	103.522	135.660	150.214	91.448	102.930	99.057	136.427	95.363	88.583	97.911	107.515		
6	T	5.4389	7.1847	8.2992	4.4035	6.1770	9.6592	3.7245	8.2943	9.0761	6.1972	5.0951	7.4586	81.0083		
	S	129.246	76.393	103.186	134.397	148.130	94.234	104.895	100.781	135.371	96.268	91.264	99.001	108.389		
7	T	5.4183						3.6694	8.3551	9.0772	6.2899	4.9974	7.6250	271.7114	194.9406	79.5009
	S	129.737						106.470	100.048	135.354	94.849	93.048	96.841	32.315	7.287	101.393
8	T	5.4643	7.2491	8.2532	4.3879	6.1296	9.5077	3.7451	8.3115	9.0701	6.1673	5.0947	7.4681	80.8486		
	S	128.645	75.715	103.761	134.875	149.276	95.736	104.318	100.573	135.460	96.735	91.271	98.875	108.603		
9	T	5.4090	7.2941	8.2120	4.3791	6.1240	9.4997	3.7514	8.3107	9.0245	6.2158	5.1234	7.4996	80.8433		
	S	129.960	75.248	104.282	135.146	149.412	95.816	104.143	100.582	136.145	95.980	90.760	98.460	108.610		
10	T	5.4174	7.3113	8.2168	4.3803	6.1071	9.6037	3.7232	8.2914	9.0343	6.1757	5.1084	7.5464	80.9160		
	S	129.759	75.071	104.221	135.109	149.826	94.779	104.932	100.816	135.997	96.603	91.027	97.849	108.513		
11	T	5.4479	7.2914	8.2556	4.3812	6.1189	10.3736	4.4859	9.8618	9.6600	6.6199	6.0760	8.7758	87.3480		
	S	129.032	75.275	103.731	135.081	149.537	87.745	87.091	84.762	127.188	90.121	76.531	84.142	100.522		
12	T	6.1837						3.6121	8.2750	9.0213	6.3087	5.0638	7.4618	190.2387	110.8985	78.3164
	S	113.679						108.159	101.016	136.193	94.566	91.828	98.959	46.155	12.810	102.926
13	T	5.4132	7.3284	8.1803	4.3810	6.1269	9.5192	3.7138	8.3210	9.0142	6.2289	5.0982	7.6568	80.9819		
	S	129.859	74.895	104.686	135.087	149.341	95.620	105.197	100.458	136.300	95.778	91.209	96.438	108.424		
14	T	5.4420	7.3295	8.2058	4.3528	6.0882	9.6252	3.7025	8.4486	8.9908	6.2975	5.1415	7.5244	81.1488		
	S	129.172	74.884	104.361	135.963	150.291	94.567	105.518	98.941	136.655	94.735	90.441	98.135	108.201		
15	T	5.4997	8.5177	9.5832	4.6576	6.3080	9.7671	3.7754	8.6072	11.3344	6.9285	5.1690	7.5531	87.7009		
	S	127.817	64.438	89.361	127.065	145.054	93.193	103.481	97.117	108.399	86.107	89.959	97.762	100.118		
16	T	6.2410													39.6991	
	S	112.635													35.783	

Event: Indy Pro 2000 GP of Indianapolis

Round 3 / 4

Track: Indianapolis Motor Speedway RC

2.439 mile(s)



Report: Section Data Report

Indy Pro 2000 Championship

Session: Practice 1

May 9, 2019

Section Data for Car 28 - Kirkwood, Kyle (R)

Lap	T/SF to PI	
1	T	90.3328
	S	88.597
2	T	
	S	
3	T	
	S	
4	T	
	S	
5	T	
	S	
6	T	78.3064
	S	102.203
7	T	
	S	
8	T	
	S	
9	T	
	S	
10	T	
	S	
11	T	88.2986
	S	90.638
12	T	
	S	
13	T	
	S	
14	T	
	S	
15	T	88.9053
	S	90.019
16	T	
	S	

Event: Indy Pro 2000 GP of Indianapolis

Round 3 / 4

Track: Indianapolis Motor Speedway RC

2.439 mile(s)



Report: Section Data Report

Indy Pro 2000 Championship

Session: Practice 1

May 9, 2019

Section Data for Car 5 - Rodriguez, Ian (R)

Lap	T/S	I6 to I7	I7 to I8	I8 to I9	I9 to SF	SF to I1	I1 to I2	I2 to I3A	I3A to I3	I3 to I4	I4 to I5A	I5A to I5	I5 to I6	Lap	PI to PO	PO to SF
1	T	5.7872	7.5127	8.7100	5.9183	10.6675	12.9419	3.9813	8.5015	9.0312	6.5417	5.2200	7.5039	92.3172	203.9830	92.3416
	S	121.467	73.058	98.320	99.998	85.775	70.332	98.129	98.325	136.044	91.198	89.080	98.403	95.111	6.964	87.293
2	T	5.4676	7.3163	8.3428	4.3863	6.0888	9.5527	3.7856	8.3350	9.0313	6.4564	5.0654	7.3937	81.2219		
	S	128.567	75.019	102.647	134.924	150.276	95.285	103.202	100.289	136.042	92.403	91.799	99.870	108.104		
3	T	5.4301	7.2572	8.2563	4.3759	6.0991	9.4856	3.7450	8.2520	9.0575	6.4748	5.0563	7.3938	80.8836		
	S	129.455	75.630	103.722	135.245	150.022	95.959	104.321	101.298	135.649	92.140	91.964	99.869	108.556		
4	T	5.3541	7.1593	8.3524	4.3735	6.0811	9.4999	3.7442	8.2631	9.0025	6.3426	5.0082	7.5797	80.7606		
	S	131.293	76.664	102.529	135.319	150.466	95.814	104.343	101.162	136.477	94.061	92.848	97.419	108.721		
5	T	5.4199	7.3988	8.5271	4.3902	6.1039	9.6158	3.7524	8.3506	9.0682	7.6122	8.9462	9.8199	89.0052		
	S	129.699	74.183	100.428	134.804	149.904	94.660	104.115	100.102	135.488	78.373	51.977	75.195	98.650		
6	T	8.1751						4.0936	8.9497	9.1934	6.6197	5.2128	7.4661	597.5619	504.5794	86.6988
	S	85.987						95.437	93.401	133.643	90.124	89.203	98.902	14.694	2.815	92.975
7	T	5.4560	7.1268	8.4449	4.4044	6.1632	9.5875	3.7910	8.3281	9.0403	6.3033	5.0505	7.4879	81.1839		
	S	128.841	77.014	101.406	134.370	148.462	94.939	103.055	100.372	135.907	94.647	92.070	98.614	108.154		
8	T	5.4082	7.3052	8.2472	4.3782	6.1186	9.5386	3.7102	8.3153	9.0448	6.3217	5.0988	7.4437	80.9305		
	S	129.979	75.133	103.837	135.174	149.544	95.426	105.299	100.527	135.839	94.372	91.198	99.199	108.493		
9	T	5.4068	7.2031	8.3105	4.3763	6.1018	9.5443	3.7182	8.4072	9.0792	6.4887	5.7837	10.8908	85.3106		
	S	130.013	76.198	103.046	135.233	149.956	95.369	105.073	99.428	135.324	91.943	80.398	67.801	102.923		
10	T	6.2809	7.4118	8.5042	4.3994	6.1487	9.7333	3.7514	8.3531	9.0129	6.2953	5.0751	7.4638	82.4299		
	S	111.919	74.053	100.699	134.522	148.812	93.517	104.143	100.072	136.320	94.768	91.624	98.932	106.520		
11	T	5.3943	7.3142	8.2351	4.3743	6.0987	9.6166	3.7746	9.3154	10.7596	7.3319	5.2412	7.5485	85.0044		
	S	130.314	75.041	103.989	135.294	150.032	94.652	103.503	89.734	114.190	81.369	88.720	97.822	103.293		
12	T	5.3980	7.3369	8.3009	4.3456	6.0301	9.6807	3.7537	8.4486	8.8998	6.3881	5.1171	7.4861	81.1856		
	S	130.225	74.809	103.165	136.188	151.739	94.025	104.079	98.941	138.052	93.391	90.872	98.637	108.152		
13	T	5.4257	7.4373	8.3758	4.3134	5.9624	9.7336	3.7772	8.3729	8.9928	6.4355	5.1259	7.6473	81.5998		
	S	129.560	73.799	102.243	137.205	153.462	93.514	103.432	99.835	136.624	92.703	90.716	96.558	107.603		
14	T	5.4548	7.2928	8.3193	4.3733	6.0970	9.5963	3.7327	8.3736	8.9642	6.4106	5.0668	7.4848	81.1662		
	S	128.869	75.261	102.937	135.325	150.074	94.852	104.665	99.827	137.060	93.063	91.774	98.654	108.178		
15	T	5.4852													45.1650	
	S	128.155													31.453	

Event: Indy Pro 2000 GP of Indianapolis

Round 3 / 4

Track: Indianapolis Motor Speedway RC

2.439 mile(s)



Report: Section Data Report

Indy Pro 2000 Championship

Session: Practice 1

May 9, 2019

Section Data for Car 5 - Rodriguez, Ian (R)

Lap	T/SF to PI	
1	T	
	S	
2	T	
	S	
3	T	
	S	
4	T	
	S	
5	T	94.9850
	S	84.257
6	T	
	S	
7	T	
	S	
8	T	
	S	
9	T	
	S	
10	T	
	S	
11	T	
	S	
12	T	
	S	
13	T	
	S	
14	T	83.6318
	S	95.695
15	T	
	S	

Event: Indy Pro 2000 GP of Indianapolis

Round 3 / 4

Track: Indianapolis Motor Speedway RC

2.439 mile(s)



Report: Section Data Report

Indy Pro 2000 Championship

Session: Practice 1

May 9, 2019

Section Data for Car 51 - Abel, Jacob (R)

Lap	T/S	I6 to I7	I7 to I8	I8 to I9	I9 to SF	SF to I1	I1 to I2	I2 to I3A	I3A to I3	I3 to I4	I4 to I5A	I5A to I5	I5 to I6	Lap	PI to PO	PO to SF
1	T	5.6000	7.5825	8.4668	4.4593	6.2686	9.9420	3.7569	8.6199	9.2169	6.4370	5.1503	7.6137	83.1139	246.3821	89.3116
	S	125.528	72.386	101.144	132.715	145.966	91.554	103.990	96.974	133.303	92.682	90.286	96.984	105.643	5.766	90.255
2	T	5.5316	7.3122	8.3916	4.4352	6.2202	9.7753	3.7416	8.4629	9.1939	6.3252	5.0846	7.5893	82.0636		
	S	127.080	75.061	102.050	133.437	147.101	93.115	104.416	98.773	133.636	94.320	91.453	97.296	106.995		
3	T	5.5113	7.3051	8.3765	4.4307	6.2141	9.7351	3.6982	8.4572	9.2223	6.2655	5.1121	7.6745	82.0026		
	S	127.548	75.134	102.234	133.572	147.246	93.500	105.641	98.840	133.225	95.218	90.961	96.216	107.075		
4	T	5.5055	7.2610	8.4006	4.4351	6.2006	9.4880	3.7660	8.4630	9.2025	6.2873	5.1026	7.6432	81.7554		
	S	127.682	75.591	101.941	133.440	147.566	95.935	103.739	98.772	133.511	94.888	91.130	96.610	107.398		
5	T	5.4582	7.2205	8.4857	4.4261	6.1932	9.7405	3.7797	8.5602	9.2244	6.2836	5.0740	7.7909	82.2370		
	S	128.789	76.015	100.918	133.711	147.743	93.448	103.363	97.651	133.194	94.944	91.644	94.778	106.769		
6	T	5.5202						3.7076	8.5876	9.1750	6.4110	5.0672	7.6376	257.0497	178.3228	80.8590
	S	127.342						105.373	97.339	133.911	93.057	91.767	96.681	34.158	7.966	99.690
7	T	5.5070	7.2886	8.4390	4.4556	6.2271	9.4950	3.7840	8.5577	9.1757	6.2300	5.1325	7.6713	81.9635		
	S	127.647	75.304	101.477	132.826	146.938	95.864	103.246	97.679	133.901	95.761	90.599	96.256	107.126		
8	T	5.4870	7.2877	8.3689	4.4228	6.1990	9.5762	3.7807	8.5769	9.2689	6.2757	5.0877	7.6927	82.0242		
	S	128.113	75.314	102.327	133.811	147.604	95.051	103.336	97.461	132.555	95.064	91.397	95.988	107.046		
9	T	5.5004	7.2553	8.4357	4.4354	6.2241	9.5242	3.7884	8.5693	9.1652	6.1655	5.0990	7.7002	81.8627		
	S	127.801	75.650	101.517	133.431	147.009	95.570	103.126	97.547	134.055	96.763	91.194	95.895	107.258		
10	T	5.5241	7.2959	8.4276	4.4291	6.2145	9.6441	3.7617	8.6177	9.1418	6.2059	5.0555	7.7166	82.0345		
	S	127.252	75.229	101.614	133.620	147.236	94.382	103.858	96.999	134.398	96.133	91.979	95.691	107.033		
11	T	5.5365	7.3752	8.3514	4.4089	6.1861	9.6306	3.7902	8.5691	9.1243	6.3729	5.0484	7.8360	82.2296		
	S	126.967	74.420	102.541	134.233	147.912	94.514	103.077	97.549	134.655	93.614	92.108	94.233	106.779		
12	T	5.6004						3.7039	8.6062	9.1540	6.4134	5.1072	7.8089	359.7617	279.3149	81.0533
	S	125.519						105.479	97.129	134.219	93.023	91.048	94.560	24.406	5.086	99.451
13	T	5.5569	7.3920	8.3299	4.4243	6.2296	9.6405	3.7339	8.5342	9.1439	6.2256	5.0504	7.7749	82.0361		
	S	126.501	74.251	102.806	133.765	146.879	94.417	104.631	97.948	134.367	95.829	92.072	94.973	107.031		
14	T	5.5553	7.2591	8.3286	4.4322	6.2341	9.6314	3.7487	8.5485	9.1517	6.1609	5.0864	9.9520	84.0889		
	S	126.538	75.610	102.822	133.527	146.773	94.506	104.218	97.784	134.252	96.835	91.420	74.197	104.418		
15	T	7.7352	7.8002	8.3770	4.4032	6.1613	9.7879	3.7025	8.7482	9.1728	6.2291	5.1327	7.5649	84.8150		
	S	90.877	70.365	102.228	134.406	148.508	92.995	105.518	95.552	133.943	95.775	90.596	97.610	103.524		
16	T	5.5744													39.7808	
	S	126.104													35.710	

Event: Indy Pro 2000 GP of Indianapolis

Round 3 / 4

Track: Indianapolis Motor Speedway RC

2.439 mile(s)



Report: Section Data Report

Indy Pro 2000 Championship

Session: Practice 1

May 9, 2019

Section Data for Car 51 - Abel, Jacob (R)

Lap	T/SF to PI	
1	T	
	S	
2	T	
	S	
3	T	
	S	
4	T	
	S	
5	T	80.2046
	S	99.785
6	T	
	S	
7	T	
	S	
8	T	
	S	
9	T	
	S	
10	T	
	S	
11	T	81.6542
	S	98.013
12	T	
	S	
13	T	
	S	
14	T	
	S	
15	T	81.3944
	S	98.326
16	T	
	S	

Event: Indy Pro 2000 GP of Indianapolis

Round 3 / 4

Track: Indianapolis Motor Speedway RC

2.439 mile(s)



Report: Section Data Report

Indy Pro 2000 Championship

Session: Practice 1

May 9, 2019

Section Data for Car 6 - de la Vara, Moises

Lap	T/S I6 to I7	I7 to I8	I8 to I9	I9 to SF	SF to I1	I1 to I2	I2 to I3A	I3A to I3	I3 to I4	I4 to I5A	I5A to I5	I5 to I6	Lap	PI to PO	PO to SF	
1	T	5.5657	7.4278	8.4807	4.4761	6.2949	9.8450	3.8710	8.5085	9.2836	6.4137	5.1980	7.5665	82.9315	364.2477	88.3217
	S	126.301	73.893	100.978	132.217	145.356	92.456	100.925	98.244	132.345	93.018	89.457	97.589	105.875	3.900	91.266
2	T	5.5000	7.4710	8.3891	4.4419	6.2283	9.6294	3.7650	8.4206	9.2310	6.2519	5.2614	7.5276	82.1172		
	S	127.810	73.466	102.081	133.235	146.910	94.526	103.767	99.270	133.099	95.426	88.380	98.094	106.925		
3	T	5.4402	7.3238	8.3991	4.4498	6.2321	9.6356	3.7758	8.6356	9.3634	6.2971	5.1360	7.5847	82.2732		
	S	129.215	74.942	101.959	132.999	146.820	94.465	103.470	96.798	131.217	94.741	90.537	97.355	106.722		
4	T	5.4700	7.2887	8.4036	4.4437	6.2385	9.6260	3.7741	8.3808	9.2279	6.2575	5.2498	7.5610	81.9216		
	S	128.511	75.303	101.904	133.181	146.670	94.559	103.517	99.741	133.144	95.340	88.575	97.660	107.181		
5	T	5.4715	7.2922	8.4727	4.4401	6.2290	9.6294	3.7798	8.5050	9.2414	6.3103	5.1535	7.6087	82.1336		
	S	128.476	75.267	101.073	133.289	146.894	94.526	103.360	98.284	132.949	94.542	90.230	97.048	106.904		
6	T	5.4944	7.3266	8.4388	4.4576	6.2619	9.8020	3.8489	8.7427	9.2501	6.3693	5.2337	7.6652	82.8912		
	S	127.940	74.914	101.479	132.766	146.122	92.861	101.505	95.612	132.824	93.667	88.847	96.333	105.927		
7	T	5.5183	7.3095	8.4173	4.4611	6.2488	9.6217	3.8739	8.5433	9.2604	6.2042	5.1836	7.5540	82.1961		
	S	127.386	75.089	101.739	132.662	146.428	94.602	100.850	97.844	132.676	96.159	89.706	97.751	106.823		
8	T	5.5086	7.2208	8.5841	4.4704	6.2415	9.5943	3.8648	8.5740	9.2610	6.3192	5.1388	7.9561	82.7336		
	S	127.610	76.011	99.762	132.386	146.599	94.872	101.087	97.493	132.668	94.409	90.488	92.810	106.129		
9	T	5.6390						3.9894	8.5877	9.2021	6.3273	5.1265	7.6641	386.8919	307.2771	85.1839
	S	124.659						97.930	97.338	133.517	94.288	90.705	96.346	22.695	4.623	94.628
10	T	5.5138	10.0125	8.5685	4.4704	6.2464	9.7085	3.7918	8.6801	9.3233	6.3661	5.1934	7.7008	85.5756		
	S	127.490	54.818	99.943	132.386	146.484	93.756	103.033	96.302	131.781	93.714	89.537	95.887	102.604		
11	T	5.5047	7.2760	8.4072	4.4558	6.2452	9.5560	3.8041	8.4932	9.2243	6.2447	5.1938	7.6597	82.0647		
	S	127.701	75.435	101.861	132.820	146.513	95.252	102.700	98.421	133.196	95.536	89.530	96.402	106.994		
12	T	5.5456	7.2935	8.4138	4.4369	6.2252	9.6109	3.8015	8.4482	9.1639	6.2327	5.1497	7.6768	81.9987		
	S	126.759	75.254	101.781	133.386	146.983	94.708	102.770	98.945	134.074	95.719	90.297	96.187	107.080		
13	T	5.5089	7.3368	8.3889	4.4407	6.2245	9.5173	3.7851	8.4651	9.1412	6.2186	5.1323	7.6019	81.7613		
	S	127.603	74.810	102.083	133.271	147.000	95.639	103.216	98.748	134.406	95.937	90.603	97.135	107.391		
14	T	5.4503	7.2736	8.4397	4.4382	6.2234	9.5234	3.7652	9.1060	9.3736	6.3566	5.2144	7.8704	83.0348		
	S	128.975	75.460	101.468	133.346	147.026	95.578	103.761	91.798	131.074	93.854	89.176	93.821	105.744		
15	T	5.5661	7.3301	8.4099	4.4138	6.1946	9.6463	3.7533	8.6157	9.1690	6.2972	5.2076	7.6427	82.2463		
	S	126.292	74.878	101.828	134.084	147.709	94.360	104.090	97.022	133.999	94.739	89.293	96.616	106.757		
16	T	5.4969	7.3606	8.4393	4.4328	6.2166	9.6632	3.8972	8.4920	9.1737	6.2965	5.1602	7.6351	82.2641		
	S	127.882	74.568	101.473	133.509	147.187	94.195	100.247	98.435	133.930	94.750	90.113	96.712	106.734		
17	T	5.5265														
	S	127.197														

Event: Indy Pro 2000 GP of Indianapolis

Round 3 / 4

Track: Indianapolis Motor Speedway RC

2.439 mile(s)



Report: Section Data Report

Indy Pro 2000 Championship

Session: Practice 1

May 9, 2019

Section Data for Car 6 - de la Vara, Moises

Lap	T/SF to PI	
1	T	
	S	
2	T	
	S	
3	T	
	S	
4	T	
	S	
5	T	
	S	
6	T	
	S	
7	T	
	S	
8	T	79.9458
	S	100.108
9	T	
	S	
10	T	
	S	
11	T	
	S	
12	T	
	S	
13	T	
	S	
14	T	
	S	
15	T	
	S	
16	T	78.9947
	S	101.313
17	T	
	S	

Event: Indy Pro 2000 GP of Indianapolis

Round 3 / 4

Track: Indianapolis Motor Speedway RC

2.439 mile(s)



Report: Section Data Report

Indy Pro 2000 Championship

Session: Practice 1

May 9, 2019

Section Data for Car 68 - Frost, Danial (R)

Lap	T/S I6 to I7	I2 to I3A	I3A to I3	I3 to I4	I4 to I5A	I5A to I5	I5 to I6	PI to PO	
1	T	13.9644	5.9862	12.0319	25.1867	12.1056	7.9738	15.8899	2065.0024
	S	50.339	65.264	69.474	48.781	49.282	58.316	46.470	0.688

Event: Indy Pro 2000 GP of Indianapolis

Round 3 / 4

Track: Indianapolis Motor Speedway RC

2.439 mile(s)



Report: Section Data Report

Indy Pro 2000 Championship

Session: Practice 1

May 9, 2019

Section Data for Car 7 - Enders, Kory (R)

Lap	T/S	I6 to I7	I7 to I8	I8 to I9	I9 to SF	SF to I1	I1 to I2	I2 to I3A	I3A to I3	I3 to I4	I4 to I5A	I5A to I5	I5 to I6	Lap	PI to PO	PO to SF
1	T	5.6648						3.6897	8.5178	9.3169	6.6870	5.2047	7.6180	266.4936	187.8181	81.3696
	S	124.092						105.884	98.137	131.872	89.217	89.342	96.930	32.948	7.564	99.064
2	T	5.5140	7.2591	8.4938	4.4381	6.2128	9.5793	3.7451	8.4516	9.2043	6.3392	4.9792	7.5422	81.7587		
	S	127.485	75.610	100.822	133.349	147.277	95.020	104.318	98.905	133.485	94.111	93.388	97.904	107.394		
3	T	5.5079	7.2246	8.3959	4.4067	6.1968	9.5363	3.7855	8.4999	9.1560	6.3482	5.0119	7.6478	81.7175		
	S	127.627	75.971	101.998	134.300	147.657	95.449	103.205	98.343	134.189	93.978	92.779	96.552	107.448		
4	T	5.4797	7.1351	8.5157	4.4198	6.1911	9.6126	3.7826	8.3494	9.1566	6.3119	5.1234	7.5499	81.6278		
	S	128.283	76.924	100.563	133.902	147.793	94.691	103.284	100.116	134.180	94.518	90.760	97.804	107.566		
5	T	5.4644	7.2580	8.3697	4.4118	6.2060	9.5372	3.8002	8.4163	9.1571	6.3397	5.0941	7.5031	81.5576		
	S	128.643	75.622	102.317	134.144	147.438	95.440	102.806	99.320	134.173	94.104	91.282	98.414	107.659		
6	T	5.4996						3.6732	8.5508	9.1758	6.4104	5.0963	7.5171	306.4292	228.6140	80.2111
	S	127.819						106.360	97.758	133.900	93.066	91.243	98.231	28.654	6.214	100.495
7	T	5.5025	7.1667	8.4504	4.4367	6.2413	9.6506	3.7532	8.3609	9.1447	6.2693	5.0147	7.5545	81.5455		
	S	127.752	76.585	101.340	133.392	146.604	94.318	104.093	99.978	134.355	95.161	92.727	97.744	107.675		
8	T	5.5013	7.2574	8.3717	4.4224	6.2084	9.6158	3.7885	8.4178	9.1782	6.3274	5.1054	7.6059	81.8002		
	S	127.780	75.628	102.293	133.823	147.381	94.660	103.123	99.303	133.865	94.287	91.080	97.084	107.340		
9	T	5.4618	7.1715	8.3847	4.4161	6.1848	9.5543	3.7984	8.3891	9.2074	6.3226	5.0275	7.6774	81.5956		
	S	128.704	76.534	102.134	134.014	147.943	95.269	102.854	99.642	133.440	94.358	92.491	96.180	107.609		
10	T	5.4890													465.6181	
	S	128.066													3.051	

Event: Indy Pro 2000 GP of Indianapolis

Round 3 / 4

Track: Indianapolis Motor Speedway RC

2.439 mile(s)



Report: Section Data Report

Indy Pro 2000 Championship

Session: Practice 1

May 9, 2019

Section Data for Car 7 - Enders, Kory (R)

Lap	T/SF to PI	
1	T	
	S	
2	T	
	S	
3	T	
	S	
4	T	
	S	
5	T	79.2141
	S	101.032
6	T	
	S	
7	T	
	S	
8	T	
	S	
9	T	81.2150
	S	98.543
10	T	
	S	

Event: Indy Pro 2000 GP of Indianapolis

Round 3 / 4

Track: Indianapolis Motor Speedway RC

2.439 mile(s)



Report: Section Data Report

Indy Pro 2000 Championship

Session: Practice 1

May 9, 2019

Section Data for Car 8 - Thompson, Parker

Lap	T/S I6 to I7	I7 to I8	I8 to I9	I9 to SF	SF to I1	I1 to I2	I2 to I3A	I3A to I3	I3 to I4	I4 to I5A	I5A to I5	I5 to I6	Lap	PI to PO	PO to SF	
1	T	5.5566	7.4389	8.5293	4.4247	6.1930	9.7618	3.7696	8.5076	9.1601	6.3750	5.1744	7.6044	82.4954	202.7185	81.3894
	S	126.508	73.783	100.403	133.753	147.747	93.244	103.640	98.254	134.129	93.583	89.865	97.103	106.435	7.008	99.040
2	T	5.5198	7.2719	8.4651	4.4364	6.1875	9.6230	3.7548	8.5057	9.1908	6.3770	5.1328	7.6388	82.1036		
	S	127.351	75.477	101.164	133.401	147.879	94.589	104.049	98.276	133.681	93.554	90.594	96.666	106.943		
3	T	5.5150	7.3679	8.4730	4.4340	6.1792	9.4728	3.7466	8.5759	9.1967	6.2955	5.1697	7.6107	82.0370		
	S	127.462	74.494	101.070	133.473	148.077	96.089	104.276	97.472	133.595	94.765	89.947	97.022	107.030		
4	T	5.4952	7.3300	8.4371	4.4162	6.1570	9.4921	3.7897	8.5479	9.1771	6.2821	5.0809	7.7035	81.9088		
	S	127.922	74.879	101.500	134.011	148.611	95.893	103.090	97.791	133.881	94.967	91.519	95.854	107.197		
5	T	5.4826						3.7763	8.5805	9.2050	6.3948	5.1986	7.6539	564.3668	483.7710	80.9149
	S	128.216						103.456	97.420	133.475	93.293	89.447	96.475	15.558	2.936	99.621
6	T	5.5395	7.2842	8.4833	4.4485	6.2357	9.5929	3.8161	8.5004	9.1865	6.1903	5.1144	7.6818	82.0736		
	S	126.899	75.350	100.947	133.038	146.736	94.886	102.377	98.338	133.744	96.375	90.920	96.124	106.982		
7	T	5.5391	7.2685	8.4909	4.4385	6.2193	9.5237	3.7498	8.5253	9.1635	6.1454	5.1312	7.6298	81.8250		
	S	126.908	75.513	100.857	133.337	147.123	95.575	104.187	98.050	134.079	97.079	90.622	96.780	107.307		
8	T	5.4909	7.2091	8.5635	4.4394	6.2157	9.4557	3.7315	8.4592	9.1508	6.0999	5.1388	7.6899	81.6444		
	S	128.022	76.135	100.002	133.310	147.208	96.262	104.698	98.817	134.265	97.803	90.488	96.023	107.544		
9	T	5.4831	7.3181	8.4330	4.4231	6.1814	9.6049	3.7684	8.4576	9.1731	6.2324	5.1034	7.7024	81.8809		
	S	128.204	75.001	101.549	133.802	148.025	94.767	103.673	98.835	133.939	95.724	91.116	95.867	107.234		
10	T	5.5188	7.3577	8.4146	4.4291	6.2062	9.5940	3.8029	8.5009	9.1652	6.2348	5.1239	7.6543	82.0024		
	S	127.375	74.597	101.771	133.620	147.433	94.875	102.733	98.332	134.055	95.687	90.751	96.470	107.075		
11	T	5.5471	7.2836	8.4642	4.4312	6.2188	9.6914	3.7594	8.5875	9.1323	6.2517	5.0812	7.6647	82.1131		
	S	126.725	75.356	101.175	133.557	147.134	93.921	103.921	97.340	134.537	95.429	91.514	96.339	106.931		
12	T	5.5668	7.2992	8.4988	4.4349	6.2206	9.6318	3.7653	8.5276	9.1246	6.1929	5.1529	7.5941	82.0095		
	S	126.276	75.195	100.763	133.446	147.092	94.502	103.758	98.024	134.651	96.335	90.240	97.235	107.066		
13	T	5.5082	7.4180	8.3252	4.4239	6.2022	9.6635	3.7653	8.5753	9.1284	6.2484	5.0870	7.6441	81.9895		
	S	127.620	73.991	102.864	133.777	147.528	94.192	103.758	97.479	134.595	95.479	91.409	96.599	107.092		
14	T	5.5208	7.2551	8.4623	4.4336	6.2145	9.6308	3.8104	8.4375	9.1322	6.2111	5.1577	7.7649	82.0309		
	S	127.328	75.652	101.198	133.485	147.236	94.512	102.530	99.071	134.539	96.052	90.156	95.096	107.038		
15	T	5.4980	7.3446	8.4432	4.4346	6.2131	9.6007	3.7356	8.4489	9.1358	6.2296	5.0821	7.6487	81.8149		
	S	127.856	74.730	101.426	133.455	147.269	94.808	104.583	98.937	134.486	95.767	91.498	96.540	107.320		
16	T	5.5056	7.2686	8.3786	4.4202	6.2009	9.6831	3.7521	8.4801	9.1617	6.1959	5.1109	7.6234	81.7811		
	S	127.680	75.512	102.208	133.889	147.559	94.002	104.124	98.573	134.106	96.288	90.982	96.861	107.365		
17	T	5.4873														
	S	128.106														

Event: Indy Pro 2000 GP of Indianapolis

Round 3 / 4

Track: Indianapolis Motor Speedway RC

2.439 mile(s)



Report: Section Data Report

Indy Pro 2000 Championship

Session: Practice 1

May 9, 2019

Section Data for Car 8 - Thompson, Parker

Lap	T/SF to PI
1	T
	S
2	T
	S
3	T
	S
4	T 81.6667
	S 97.998
5	T
	S
6	T
	S
7	T
	S
8	T
	S
9	T
	S
10	T
	S
11	T
	S
12	T
	S
13	T
	S
14	T
	S
15	T
	S
16	T 79.8289
	S 100.254
17	T
	S

Event: Indy Pro 2000 GP of Indianapolis

Round 3 / 4

Track: Indianapolis Motor Speedway RC

2.439 mile(s)



Report: Section Data Report

Indy Pro 2000 Championship

Session: Practice 1

May 9, 2019

Section Data for Car 83 - Finelli, Charles

Lap	T/S	I6 to I7	I7 to I8	I8 to I9	I9 to SF	SF to I1	I1 to I2	I2 to I3A	I3A to I3	I3 to I4	I4 to I5A	I5A to I5	I5 to I6	Lap	PI to PO	PO to SF
1	T	5.8255	8.0974	8.7460	4.4611	6.2951	10.2710	4.0431	8.6233	9.3462	6.9627	5.4852	7.9683	86.1249	219.4331	88.3170
	S	120.669	67.783	97.915	132.662	145.351	88.621	96.629	96.936	131.458	85.684	84.774	92.668	101.950	6.474	91.271
2	T	5.6667	7.8932	8.6991	4.4718	6.2889	9.9810	3.9671	8.6227	9.2934	6.6843	5.2624	8.0847	84.9153		
	S	124.050	69.536	98.443	132.345	145.494	91.196	98.480	96.943	132.205	89.253	88.363	91.334	103.402		
3	T	5.6745	7.7038	8.6241	4.4613	6.2489	9.8552	3.9160	8.6938	9.3671	6.6047	5.2960	7.7985	84.2439		
	S	123.880	71.246	99.299	132.656	146.426	92.360	99.766	96.150	131.165	90.328	87.802	94.686	104.226		
4	T	5.5690	7.6131	8.6724	4.4691	6.2896	9.9017	3.8771	8.6409	9.3115	6.5102	5.2887	7.7844	83.9277		
	S	126.226	72.095	98.746	132.424	145.478	91.926	100.767	96.739	131.948	91.639	87.923	94.858	104.619		
5	T	5.6015	7.7174	8.6595	4.4738	6.2583	9.8754	3.9645	8.5699	9.3469	6.5044	5.3009	7.8523	84.1248		
	S	125.494	71.120	98.893	132.285	146.206	92.171	98.545	97.540	131.449	91.721	87.721	94.037	104.374		
6	T	5.5710	7.4440	8.6281	4.4937	6.3419	10.0251	3.9053	8.5292	9.3106	6.4274	5.1653	7.8940	83.7356		
	S	126.181	73.732	99.253	131.700	144.279	90.795	100.039	98.006	131.961	92.820	90.024	93.541	104.859		
7	T	5.5907	7.5388	8.5795	4.4838	6.3052	9.9077	3.9218	8.6160	9.5188	7.0219	5.2792	7.8133	84.5767		
	S	125.736	72.805	99.815	131.990	145.118	91.871	99.618	97.018	129.075	84.961	88.082	94.507	103.816		
8	T	5.5782	8.0793	8.4877	4.4700	6.3000	10.0541	4.0994	8.5902	9.2995	6.6508	5.2593	7.8178	84.6863		
	S	126.018	67.935	100.895	132.398	145.238	90.533	95.302	97.310	132.119	89.702	88.415	94.452	103.681		
9	T	5.5416	8.9186	8.6496	4.4797	6.2885	9.9256	3.9749	8.4957	9.2953	6.5308	5.5181	7.7270	85.3454		
	S	126.850	61.541	99.006	132.111	145.504	91.705	98.287	98.392	132.178	91.350	84.268	95.562	102.881		
10	T	5.5463	7.7727	8.5862	4.4742	6.2871	9.7668	3.9115	8.6203	9.3381	6.5178	5.1556	7.8747	83.8513		
	S	126.743	70.614	99.737	132.274	145.536	93.196	99.880	96.970	131.572	91.533	90.193	93.770	104.714		
11	T	5.5344	7.8790	8.6590	4.4948	6.3507	9.8257	3.9865	8.4794	9.2557	6.4660	5.2139	7.7660	83.9111		
	S	127.015	69.662	98.899	131.667	144.079	92.637	98.001	98.581	132.744	92.266	89.185	95.082	104.639		
12	T	5.6335	7.8110	8.6855	4.4889	6.3294	9.7797	3.9644	8.4594	9.3011	6.6873	5.2706	7.8081	84.2189		
	S	124.781	70.268	98.597	131.840	144.563	93.073	98.548	98.814	132.096	89.213	88.225	94.570	104.257		
13	T	5.5739	7.5094	8.6143	4.4764	6.3234	9.8708	3.9812	8.4675	9.2647	6.3991	5.2652	7.7700	83.5159		
	S	126.115	73.090	99.412	132.209	144.701	92.214	98.132	98.720	132.615	93.230	88.316	95.033	105.134		
14	T	5.5714	7.7637	8.4937	4.4835	6.3041	9.8328	4.1379	8.4947	9.3146	6.3538	5.3538	7.8358	83.9398		
	S	126.172	70.696	100.823	131.999	145.144	92.571	94.415	98.404	131.904	93.895	86.854	94.235	104.604		
15	T	5.5600	7.7764	8.5882	4.4674	6.3327	9.9642	3.9153	8.8344	9.3784	6.6077	5.3648	7.8808	84.6703		
	S	126.431	70.581	99.714	132.475	144.488	91.350	99.783	94.620	131.007	90.287	86.676	93.697	103.701		
16	T	5.8366													466.6449	
	S	120.439													3.044	

Event: Indy Pro 2000 GP of Indianapolis

Round 3 / 4

Track: Indianapolis Motor Speedway RC

2.439 mile(s)



Report: Section Data Report

Indy Pro 2000 Championship

Session: Practice 1

May 9, 2019

Section Data for Car 83 - Finelli, Charles

Lap	T/SF to PI	
1	T	
	S	
2	T	
	S	
3	T	
	S	
4	T	
	S	
5	T	
	S	
6	T	
	S	
7	T	
	S	
8	T	
	S	
9	T	
	S	
10	T	
	S	
11	T	
	S	
12	T	
	S	
13	T	
	S	
14	T	
	S	
15	T	91.3477
	S	87.612
16	T	
	S	

Event: Indy Pro 2000 GP of Indianapolis

Round 3 / 4

Track: Indianapolis Motor Speedway RC

2.439 mile(s)



Report: Section Data Report

Indy Pro 2000 Championship

Session: Practice 1

May 9, 2019

Section Data for Car 9 - Loomis, Jacob (R)

Lap	T/S	I6 to I7	I7 to I8	I8 to I9	I9 to SF	SF to I1	I1 to I2	I2 to I3A	I3A to I3	I3 to I4	I4 to I5A	I5A to I5	I5 to I6	Lap	PI to PO	PO to SF
1	T	5.7024	7.6330	8.4569	4.4525	6.2443	9.8375	3.7907	8.3477	9.1702	6.3782	5.0616	7.5925	82.6675	204.7040	86.3570
	S	123.273	71.907	101.262	132.918	146.534	92.526	103.063	100.136	133.981	93.536	91.868	97.255	106.213	6.940	93.343
2	T	5.6107	7.3472	8.3386	4.4385	6.2138	9.6141	3.7855	8.5394	9.1899	6.2555	4.9977	7.5984	81.9293		
	S	125.288	74.704	102.699	133.337	147.253	94.676	103.205	97.889	133.694	95.371	93.043	97.180	107.170		
3	T	5.4664	7.4463	8.4328	4.4373	6.1951	9.6783	3.7658	8.3934	9.1853	6.3338	5.1527	7.5767	82.0639		
	S	128.596	73.710	101.552	133.373	147.697	94.048	103.745	99.591	133.761	94.192	90.244	97.458	106.995		
4	T	5.4376	7.3536	8.3878	4.4254	6.1649	9.6560	3.8613	8.4929	9.1846	6.2897	5.0347	7.7003	81.9888		
	S	129.277	74.639	102.096	133.732	148.421	94.265	101.179	98.424	133.771	94.852	92.359	95.894	107.093		
5	T	5.5704						3.7572	8.4081	9.1630	6.3520	5.0622	7.7593	427.8821	347.1050	80.2235
	S	126.195						103.982	99.417	134.087	93.922	91.857	95.164	20.521	4.093	100.479
6	T	5.6030	7.2759	8.3425	4.4381	6.2221	9.7335	3.8336	8.4477	9.1875	6.2408	5.0243	7.6228	81.9718		
	S	125.460	75.436	102.651	133.349	147.056	93.515	101.910	98.951	133.729	95.595	92.550	96.868	107.115		
7	T	5.5314	7.3569	8.5171	4.4565	6.2465	9.8384	3.8634	9.7891	11.3214	8.6425	7.2910	7.5300	90.3842		
	S	127.084	74.605	100.546	132.799	146.482	92.518	101.124	85.392	108.523	69.030	63.777	98.062	97.145		
8	T	5.4883						4.2064	8.6657	9.2478	6.3167	5.0362	7.6644	208.1826	126.7578	81.6862
	S	128.082						92.878	96.462	132.857	94.447	92.332	96.343	42.176	11.207	98.680
9	T	5.5474	7.2109	8.4608	4.4430	6.2222	9.6171	3.8602	8.4987	9.2258	6.2942	5.0470	7.7144	82.1417		
	S	126.718	76.116	101.215	133.202	147.054	94.647	101.208	98.357	133.174	94.784	92.134	95.718	106.893		
10	T	5.5335	7.4299	8.5498	4.4339	6.2133	9.6121	3.7911	8.6444	9.1811	6.2971	5.1607	7.8039	82.6508		
	S	127.036	73.872	100.162	133.476	147.265	94.696	103.052	96.699	133.822	94.741	90.104	94.621	106.235		
11	T	6.6332						3.8339	8.5177	9.1401	6.3321	5.0836	7.5646	250.1214	162.8845	83.0368
	S	105.975						101.902	98.138	134.423	94.217	91.471	97.614	35.105	8.721	97.075
12	T	5.5027	7.3355	8.4310	4.4063	6.1484	9.7875	3.8412	8.5086	9.1154	6.1947	5.0885	7.6921	82.0519		
	S	127.747	74.823	101.573	134.312	148.819	92.999	101.708	98.243	134.787	96.307	91.383	95.996	107.010		
13	T	6.0339													115.8955	
	S	116.501													12.257	

Event: Indy Pro 2000 GP of Indianapolis

Round 3 / 4

Track: Indianapolis Motor Speedway RC

2.439 mile(s)



Report: Section Data Report

Indy Pro 2000 Championship

Session: Practice 1

May 9, 2019

Section Data for Car 9 - Loomis, Jacob (R)

Lap	T/SF to PI
1	T
	S
2	T
	S
3	T
	S
4	T 82.5975
	S 96.894
5	T
	S
6	T
	S
7	T 89.9230
	S 89.000
8	T
	S
9	T
	S
10	T 86.5793
	S 92.438
11	T
	S
12	T 85.3433
	S 93.776
13	T
	S

Event: Indy Pro 2000 GP of Indianapolis

Round 3 / 4

Track: Indianapolis Motor Speedway RC

2.439 mile(s)



Report: Section Data Report

Indy Pro 2000 Championship

Session: Practice 1

May 9, 2019

Section Data for Car 98 - Denes, Phillippe (R)

Lap	T/S	I6 to I7	I7 to I8	I8 to I9	I9 to SF	SF to I1	I1 to I2	I2 to I3A	I3A to I3	I3 to I4	I4 to I5A	I5A to I5	I5 to I6	Lap	PI to PO	PO to SF
1	T	5.6056	7.3282	8.4593	4.4195	6.1568	9.5885	3.8229	8.3716	9.1461	6.2129	5.1259	7.5655	81.8028	219.8454	86.9224
	S	125.402	74.897	101.233	133.911	148.616	94.929	102.195	99.851	134.334	96.025	90.716	97.602	107.336	6.462	92.736
2	T	5.4573	7.2055	8.4198	4.4090	6.1391	15.0518	5.7102	9.2155	9.3393	6.4782	5.2708	7.6139	90.3104		
	S	128.810	76.173	101.708	134.230	149.045	60.473	68.418	90.707	131.556	92.092	88.222	96.982	97.225		
3	T	5.5334	7.2466	8.3727	4.4013	6.1357	9.5550	3.8719	8.3765	9.1951	6.2156	5.1499	7.5800	81.6337		
	S	127.038	75.741	102.280	134.464	149.127	95.262	100.902	99.792	133.619	95.983	90.293	97.415	107.559		
4	T	5.4668	7.3921	8.4044	4.4120	6.1367	9.4924	3.8321	8.3347	9.1754	6.2213	5.1227	7.6172	81.6078		
	S	128.586	74.250	101.895	134.138	149.103	95.890	101.950	100.293	133.905	95.895	90.772	96.940	107.593		
5	T	5.5087	7.3120	8.3827	4.4159	6.1504	9.5326	3.8317	8.3941	9.2004	6.3299	5.1019	7.5383	81.6986		
	S	127.608	75.063	102.158	134.020	148.771	95.486	101.960	99.583	133.542	94.250	91.143	97.954	107.473		
6	T	5.4620						3.7880	8.5083	9.1584	6.3295	5.1147	7.5710	294.8282	217.6367	80.8034
	S	128.699						103.137	98.246	134.154	94.256	90.914	97.531	29.781	6.527	99.758
7	T	5.5234	7.1865	8.3996	4.4194	6.1513	9.5588	3.8074	8.3738	9.1609	6.5188	5.1822	7.5871	81.8692		
	S	127.268	76.374	101.953	133.914	148.749	95.224	102.611	99.824	134.117	91.519	89.730	97.324	107.249		
8	T	5.4971	7.2985	8.4193	4.4137	6.1492	9.5075	3.8352	8.3661	9.1424	6.2982	5.1357	7.6992	81.7621		
	S	127.877	75.202	101.714	134.087	148.800	95.738	101.867	99.916	134.389	94.724	90.543	95.907	107.390		
9	T	5.5456	7.3142	8.3836	4.4004	6.1243	386.8414		8.7778	9.1948	6.3252	5.2166	7.6141	84.8660		
	S	126.759	75.041	102.147	134.492	149.405	2.353		95.230	133.623	94.320	89.139	96.979	103.462		
10	T	5.5444						4.1599	9.1450	9.3226	6.7857	5.3298	8.0521	376.5386	294.6142	85.1419
	S	126.786						93.916	91.406	131.791	87.919	87.245	91.704	23.319	4.822	94.675
11	T	5.6341	7.4713	8.4289	4.4118	6.1834	9.7386	3.8020	8.4754	9.1030	6.2364	5.2032	7.5216	82.2097		
	S	124.768	73.463	101.599	134.144	147.977	93.466	102.757	98.628	134.970	95.663	89.368	98.172	106.805		
12	T	5.4918	7.2804	8.3297	4.4011	6.1616	9.4880	3.7962	8.3253	9.0737	6.1834	5.0756	7.5824	81.1892		
	S	128.001	75.389	102.808	134.471	148.500	95.935	102.914	100.406	135.406	96.483	91.615	97.385	108.147		
13	T	5.5101	7.2192	8.3485	4.4036	6.1579	9.4323	3.8133	8.2769	9.0769	6.1578	5.1548	7.5738	81.1251		
	S	127.576	76.028	102.577	134.394	148.590	96.501	102.452	100.993	135.359	96.884	90.207	97.495	108.233		
14	T	5.4705	7.3663	8.2940	4.3847	6.1206	9.3744	3.7688	8.3356	9.0412	6.1084	5.1254	7.6216	81.0115		
	S	128.499	74.510	103.251	134.973	149.495	97.097	103.662	100.282	135.893	97.667	90.725	96.884	108.385		
15	T	5.4752	7.3750	8.3483	4.3893	6.1292	9.4088	3.7740	8.3721	9.1373	6.2025	5.1382	7.5988	81.3487		
	S	128.389	74.422	102.579	134.832	149.285	96.742	103.519	99.845	134.464	96.186	90.499	97.174	107.935		
16	T	5.4600														
	S	128.746														

Event: Indy Pro 2000 GP of Indianapolis

Round 3 / 4

Track: Indianapolis Motor Speedway RC

2.439 mile(s)



Report: Section Data Report

Indy Pro 2000 Championship

Session: Practice 1

May 9, 2019

Section Data for Car 98 - Denes, Phillippe (R)

Lap	T/SF to PI	
1	T	
	S	
2	T	
	S	
3	T	
	S	
4	T	
	S	
5	T	77.9963
	S	102.610
6	T	
	S	
7	T	
	S	
8	T	
	S	
9	T	81.9508
	S	97.658
10	T	
	S	
11	T	
	S	
12	T	
	S	
13	T	
	S	
14	T	
	S	
15	T	79.8445
	S	100.235
16	T	
	S	

Event: Indy Pro 2000 GP of Indianapolis

Round 3 / 4

Track: Indianapolis Motor Speedway RC

2.439 mile(s)



Report: Section Data Report

Indy Pro 2000 Championship






Session: Practice 1

May 9, 2019

Section Data for Car

Report Support Information

Section Legend	
Name	Length
I6 to I7	0.195265 miles
I7 to I8	0.152462 miles
I8 to I9	0.237879 miles
I9 to SF	0.164394 miles
SF to I1	0.254167 miles
I1 to I2	0.252841 miles
I2 to I3A	0.108523 miles
I3A to I3	0.232197 miles
I3 to I4	0.341288 miles
I4 to I5A	0.165720 miles
I5A to I5	0.129167 miles
I5 to I6	0.205114 miles
I2 to I3	0.340720 miles
I4 to I5	0.294886 miles
Lap	2.439000 miles
PI to PO	0.394602 miles
PO to SF	2.239110 miles
SF to PI	2.223106 miles
PO to I2	0.307102 miles
I7 to PI	0.338826 miles
PO to PI	2.023201 miles

Color Legend	
	Fastest Lap
	Section Under Caution
	Section Under Green
	Section Time Data
	Section Speed Data

