

Event: Cooper Tires Indy Pro 2000 GP of Portland

Track: Portland International Raceway

1.964 mile(s)



Report: Section Data Report

Indy Pro 2000 Championship

Session: Practice 1

September 1, 2022

Section Data for Car 1 - Porto, Kiko (R)

Lap	T/S	I9 to I10	I1 to I2A	I2A to I2	Lap
1	T	5.8310		2.9737	70.7214
	S	121.724		60.072	99.975
2	T	5.6944		2.9737	70.0123
	S	124.644		60.072	100.988
3	T	5.6668		2.9588	69.8129
	S	125.251		60.375	101.276
4	T	5.6620		2.9780	69.7944
	S	125.357		59.985	101.303
5	T	5.6618		3.0769	677.7366
	S	125.362		58.057	10.432
6	T	5.6025	5.2305	2.9849	70.0535
	S	126.689	101.285	59.847	100.929
7	T	5.5891	5.2906	2.9586	69.7308
	S	126.992	100.135	60.379	101.396
8	T	5.5917	5.3204	2.9725	69.9694
	S	126.933	99.574	60.096	101.050
9	T	5.6931	5.2107	2.9587	69.8568
	S	124.672	101.670	60.377	101.213
10	T	8.0448			
	S	88.228			

Event: Cooper Tires Indy Pro 2000 GP of Portland

Track: Portland International Raceway

1.964 mile(s)



Report: Section Data Report

Indy Pro 2000 Championship

Session: Practice 1

September 1, 2022

Section Data for Car 18 - Sundaramoorthy, Yuven (R)

Lap	T/S	I9 to I10	I1 to I2A	I2A to I2	Lap
1	T	6.0088		3.1511	72.8545
	S	118.122		56.690	97.048
2	T	6.0124		3.0451	70.6713
	S	118.051		58.664	100.046
3	T	5.5394		3.0204	70.1127
	S	128.132		59.143	100.843
4	T	5.5717		3.0014	70.1736
	S	127.389		59.518	100.756
5	T	5.5950		2.9479	69.8735
	S	126.858		60.598	101.189
6	T	5.5482		3.1944	203.2358
	S	127.928		55.922	34.789
7	T	10.3001		3.5784	409.5700
	S	68.909		49.921	17.263
8	T	5.6598	5.1235	3.0545	70.3511
	S	125.406	103.401	58.483	100.502
9	T	5.5242	5.2249	2.9619	69.6903
	S	128.484	101.394	60.311	101.455
10	T	5.4755	5.2083	3.0050	69.9425
	S	129.627	101.717	59.446	101.089
11	T	5.5384	5.3476	2.9488	69.6862
	S	128.155	99.067	60.579	101.461
12	T	5.4935	5.2984	2.9884	73.0428
	S	129.202	99.987	59.777	96.798
13	T	8.1775			
	S	86.796			

Event: Cooper Tires Indy Pro 2000 GP of Portland

Track: Portland International Raceway

1.964 mile(s)



Report: Section Data Report

Indy Pro 2000 Championship

Session: Practice 1

September 1, 2022

Section Data for Car 19 - Missig, Jordan (R)

Lap	T/S I9 to I10	I1 to I2A	I2A to I2	Lap	
1	T	6.0950	3.1552	74.4349	
	S	116.452	56.616	94.988	
2	T	6.2984	3.1228	71.6746	
	S	112.691	57.204	98.646	
3	T	5.6656	3.0168	70.4709	
	S	125.278	59.214	100.331	
4	T	5.6120	3.0574	70.5675	
	S	126.474	58.428	100.193	
5	T	5.6166	5.3322	2.9586	69.9729
	S	126.371	99.353	60.379	101.045
6	T	5.5734	5.2893	2.9413	69.9479
	S	127.350	100.159	60.734	101.081
7	T	5.5528	5.3187	2.9653	69.9301
	S	127.822	99.606	60.242	101.107
8	T	5.7183		3.2861	706.5535
	S	124.123		54.361	10.007
9	T	6.3980	5.3368	3.0650	71.1125
	S	110.937	99.268	58.283	99.426
10	T	7.7956			
	S	91.048			

Event: Cooper Tires Indy Pro 2000 GP of Portland

Track: Portland International Raceway

1.964 mile(s)



Report: Section Data Report

Indy Pro 2000 Championship

Session: Practice 1

September 1, 2022

Section Data for Car 2 - Browne, Jonathan (R)

Lap	T/S	I9 to I10	I1 to I2A	I2A to I2	Lap
1	T	5.9886		3.1030	72.2570
	S	118.521		57.569	97.851
2	T	5.8489		3.2165	71.0152
	S	121.351		55.537	99.562
3	T	5.7551		3.0406	70.3893
	S	123.329		58.750	100.447
4	T	5.6552		2.9872	70.3997
	S	125.508		59.801	100.432
5	T	5.6652	5.3819	2.9772	70.0199
	S	125.286	98.436	60.001	100.977
6	T	5.6207	5.2639	2.9597	69.8357
	S	126.278	100.643	60.356	101.243
7	T	5.6449	5.2685	2.9708	70.0641
	S	125.737	100.555	60.131	100.913
8	T	5.6929	5.3761	3.0118	76.7213
	S	124.677	98.542	59.312	92.157
9	T	7.5415		3.2064	392.8353
	S	94.115		55.712	17.998
10	T	5.8993	5.2414	3.0249	70.5856
	S	120.315	101.075	59.055	100.168
11	T	5.7125	5.2199	3.0060	70.1877
	S	124.249	101.491	59.427	100.736
12	T	5.6895	5.2428	2.9961	70.3623
	S	124.751	101.048	59.623	100.486
13	T	5.7140	5.2739	3.0205	70.2136
	S	124.216	100.452	59.141	100.698

Event: Cooper Tires Indy Pro 2000 GP of Portland

Track: Portland International Raceway

1.964 mile(s)



Report: Section Data Report

Indy Pro 2000 Championship

Session: Practice 1

September 1, 2022

Section Data for Car 3 - Green, Josh (R)

Lap	T/S	I9 to I10	I1 to I2A	I2A to I2	Lap
1	T	5.9398		3.1589	71.1830
	S	119.494		56.550	99.327
2	T	5.7557		3.0093	70.2260
	S	123.316		59.361	100.681
3	T	5.6873		2.9807	70.0303
	S	124.800		59.931	100.962
4	T	5.6774		2.9511	70.2464
	S	125.017		60.532	100.651
5	T	5.6241	5.1175	3.0326	69.6959
	S	126.202	103.522	58.905	101.446
6	T	5.5734	5.2017	2.9507	69.6028
	S	127.350	101.846	60.540	101.582
7	T	5.6187	5.1914	2.9854	69.7660
	S	126.323	102.048	59.837	101.344
8	T	5.5594			
	S	127.671			

Event: Cooper Tires Indy Pro 2000 GP of Portland

Track: Portland International Raceway

1.964 mile(s)



Report: Section Data Report

Indy Pro 2000 Championship

Session: Practice 1

September 1, 2022

Section Data for Car 4 - Eves, Braden

Lap	T/S	I9 to I10	I1 to I2A	I2A to I2	Lap
1	T	6.0746		3.0909	71.8375
	S	116.843		57.794	98.422
2	T	5.8139		3.1214	70.9821
	S	122.082		57.230	99.608
3	T	5.7814		3.0013	69.9480
	S	122.768		59.520	101.081
4	T	5.6893		3.0207	69.7407
	S	124.756		59.137	101.381
5	T	5.6792		3.0179	69.7880
	S	124.978		59.192	101.313
6	T	5.6941	5.0631	3.0061	69.5287
	S	124.651	104.634	59.425	101.690
7	T	5.6573	5.0596	2.9932	69.6127
	S	125.461	104.706	59.681	101.568
8	T	5.6417	5.1514	2.9448	72.3602
	S	125.808	102.841	60.662	97.711
9	T	7.7712		3.1889	397.9310
	S	91.334		56.018	17.768
10	T	6.0123	5.2045	3.0073	70.4960
	S	118.053	101.791	59.401	100.295
11	T	5.7111	5.2399	2.9790	69.7204
	S	124.280	101.104	59.965	101.411
12	T	5.6623	5.1527	2.9741	69.9487
	S	125.351	102.815	60.064	101.080
13	T	5.6861	5.1320	2.9962	69.7831
	S	124.826	103.229	59.621	101.320
14	T	5.7218	5.0058	3.2145	73.7194
	S	124.047	105.832	55.572	95.910
15	T	8.1925			
	S	86.637			

Event: Cooper Tires Indy Pro 2000 GP of Portland

Track: Portland International Raceway

1.964 mile(s)



Report: Section Data Report

Indy Pro 2000 Championship

Session: Practice 1

September 1, 2022

Section Data for Car 40 - Miller, Jack William

Lap	T/S	I9 to I10	I1 to I2A	I2A to I2	Lap
1	T	6.1408		3.0844	73.2662
	S	115.583		57.916	96.503
2	T	6.4999		3.0078	71.9799
	S	109.197		59.391	98.227
3	T	5.6955		3.0465	70.5420
	S	124.620		58.637	100.230
4	T	5.6252		2.9948	70.0297
	S	126.177		59.649	100.963
5	T	5.8038	5.2947	2.9780	70.5500
	S	122.294	100.057	59.985	100.218
6	T	5.9053	5.6161	3.0817	81.5943
	S	120.192	94.331	57.967	86.653
7	T	5.6715	5.3256	3.0659	70.0414
	S	125.147	99.477	58.266	100.946
8	T	5.6092		3.6067	457.3144
	S	126.537		49.529	15.461
9	T	5.8224	5.3959	3.1327	70.8631
	S	121.904	98.181	57.023	99.775
10	T	5.6910	5.3719	2.9572	70.2793
	S	124.718	98.619	60.407	100.604
11	T	5.6342	5.2430	3.0033	71.6015
	S	125.976	101.044	59.480	98.747
12	T	5.5885	5.2831	3.0002	69.7156
	S	127.006	100.277	59.541	101.418
13	T	5.5221	5.4523	3.2348	75.0174
	S	128.533	97.165	55.223	94.250
14	T	7.5123			
	S	94.481			

Event: Cooper Tires Indy Pro 2000 GP of Portland

Track: Portland International Raceway

1.964 mile(s)



Report: Section Data Report

Indy Pro 2000 Championship

Session: Practice 1

September 1, 2022

Section Data for Car 47 - Ahmed, Enaam

Lap	T/S	I9 to I10	I1 to I2A	I2A to I2	Lap
1	T	6.8678		3.5692	76.0619
	S	103.348		50.049	92.956
2	T	5.8450		3.5163	81.1731
	S	121.432		50.802	87.103
3	T	5.6957		2.9686	70.0626
	S	124.616		60.175	100.915
4	T	5.5353		2.9840	69.5404
	S	128.227		59.865	101.673
5	T	5.4901	5.2271	2.9444	72.3352
	S	129.282	101.351	60.670	97.745
6	T	5.5791	5.2360	2.9471	69.5424
	S	127.220	101.179	60.614	101.670
7	T	5.4708		3.1828	519.1013
	S	129.738		56.126	13.620
8	T	5.6529	5.3788	2.9973	69.9734
	S	125.559	98.493	59.599	101.044
9	T	5.5972	5.4021	2.9860	69.7219
	S	126.809	98.068	59.825	101.409
10	T	5.5562	5.3245	2.9335	69.5604
	S	127.744	99.497	60.895	101.644
11	T	5.7339			
	S	123.785			

Event: Cooper Tires Indy Pro 2000 GP of Portland

Track: Portland International Raceway

1.964 mile(s)



Report: Section Data Report

Indy Pro 2000 Championship

Session: Practice 1

September 1, 2022

Section Data for Car 5 - Flack, Marcos (R)

Lap	T/S	I9 to I10	I1 to I2A	I2A to I2	Lap
1	T	6.1752		3.1209	71.8888
	S	114.939		57.239	98.352
2	T	5.8517		2.9427	71.1301
	S	121.293		60.705	99.401
3	T	5.7695		2.9499	70.4392
	S	123.022		60.557	100.376
4	T	5.8092		2.9282	70.5660
	S	122.181		61.006	100.196
5	T	5.7891		2.9760	70.3110
	S	122.605		60.026	100.559
6	T	5.7290	5.3334	2.9676	70.2187
	S	123.891	99.331	60.196	100.691
7	T	5.6651	5.3799	2.9483	72.9773
	S	125.289	98.473	60.590	96.885
8	T	6.0868	5.3843	2.9694	76.2653
	S	116.609	98.392	60.159	92.708
9	T	7.8041	7.4763	3.1515	388.0223
	S	90.949	70.860	56.683	18.222
10	T	5.8080	5.3607	3.0357	70.9630
	S	122.206	98.825	58.845	99.635
11	T	5.7152	5.4129	2.9359	70.3693
	S	124.190	97.872	60.846	100.476
12	T	5.7216	5.3462	3.0515	70.2034
	S	124.051	99.093	58.541	100.713
13	T	5.6758	5.3966	2.9255	70.3092
	S	125.052	98.168	61.062	100.562
14	T	5.6754	5.2765	3.0362	75.2963
	S	125.061	100.402	58.836	93.901
15	T	7.7278			
	S	91.847			

Event: Cooper Tires Indy Pro 2000 GP of Portland

Track: Portland International Raceway

1.964 mile(s)



Report: Section Data Report

Indy Pro 2000 Championship

Session: Practice 1

September 1, 2022

Section Data for Car 55 - Gold, Reece

Lap	T/S	I9 to I10	I1 to I2A	I2A to I2	Lap
1	T	5.9452		3.0835	70.9025
	S	119.386		57.933	99.720
2	T	5.6584		2.9611	69.6253
	S	125.437		60.328	101.549
3	T	5.5662		2.9105	69.1370
	S	127.515		61.377	102.267
4	T	5.5702		2.9148	69.0649
	S	127.423		61.286	102.373
5	T	5.5349		2.9366	69.1936
	S	128.236		60.831	102.183
6	T	5.5467		3.1213	231.4944
	S	127.963		57.231	30.542
7	T	7.8570		3.1311	383.0118
	S	90.336		57.052	18.460
8	T	5.7049	5.4370	3.1113	70.4409
	S	124.415	97.438	57.415	100.374
9	T	5.6405	5.2908	2.9446	69.6972
	S	125.835	100.131	60.666	101.445
10	T	5.5922	5.2644	2.9201	69.5934
	S	126.922	100.633	61.175	101.596
11	T	5.5607	5.2690	2.9253	69.6191
	S	127.641	100.545	61.066	101.558
12	T	5.6454	5.3317	2.9478	74.9067
	S	125.726	99.363	60.600	94.389
13	T	8.2064			
	S	86.490			

Event: Cooper Tires Indy Pro 2000 GP of Portland

Track: Portland International Raceway

1.964 mile(s)



Report: Section Data Report

Indy Pro 2000 Championship

Session: Practice 1

September 1, 2022

Section Data for Car 6 - De Alba, Salvador (R)

Lap	T/S	I9 to I10	I1 to I2A	I2A to I2	Lap
1	T	5.8706		3.0776	71.0466
	S	120.903		58.044	99.518
2	T	5.7533		3.0969	70.5746
	S	123.368		57.682	100.183
3	T	5.9111		2.9915	71.2926
	S	120.075		59.715	99.174
4	T	5.5951		2.9472	81.2039
	S	126.856		60.612	87.070
5	T	5.8196	5.3279	3.0179	70.1919
	S	121.962	99.434	59.192	100.730
6	T	5.7068	5.2394	3.0026	69.8919
	S	124.373	101.113	59.494	101.162
7	T	5.6919	5.4360	2.9483	70.3031
	S	124.699	97.456	60.590	100.570
8	T	6.1540		3.1875	456.4941
	S	115.335		56.043	15.488
9	T	5.8318	5.2439	2.9956	70.2165
	S	121.707	101.026	59.633	100.694
10	T	5.7173	5.2370	2.9842	70.5134
	S	124.145	101.160	59.861	100.270
11	T	5.6474	5.2200	2.9899	69.7889
	S	125.681	101.489	59.747	101.311
12	T	5.6216	5.2333	2.9667	69.7054
	S	126.258	101.231	60.214	101.433
13	T	5.5871	5.1507	3.0576	76.4108
	S	127.038	102.855	58.424	92.531
14	T	6.9491			
	S	102.139			

Event: Cooper Tires Indy Pro 2000 GP of Portland

Track: Portland International Raceway

1.964 mile(s)



Report: Section Data Report

Indy Pro 2000 Championship

Session: Practice 1

September 1, 2022

Section Data for Car 7 - Garg, Bijoy (R)

Lap	T/S	I9 to I10	I1 to I2A	I2A to I2	Lap
1	T	6.1983		3.1409	72.6918
	S	114.511		56.874	97.265
2	T	5.8337		3.0395	71.1012
	S	121.668		58.772	99.441
3	T	5.7913		3.1066	70.8472
	S	122.558		57.502	99.798
4	T	5.7941		3.0539	70.7993
	S	122.499		58.495	99.865
5	T	5.8677		3.2464	658.5513
	S	120.963		55.026	10.736
6	T	5.8849	5.3972	3.0725	71.3660
	S	120.609	98.157	58.140	99.072
7	T	5.8629	5.3524	3.0284	71.0976
	S	121.062	98.979	58.987	99.446
8	T	5.7735	5.3765	3.0123	70.7561
	S	122.936	98.535	59.302	99.926
9	T	5.7608			
	S	123.207			

Event: Cooper Tires Indy Pro 2000 GP of Portland

Track: Portland International Raceway

1.964 mile(s)



Report: Section Data Report

Indy Pro 2000 Championship

Session: Practice 1

September 1, 2022

Section Data for Car 8 - Siegel, Nolan (R)

Lap	T/S	I9 to I10	I1 to I2A	I2A to I2	Lap
1	T	5.9999		3.1244	71.8793
	S	118.297		57.175	98.365
2	T	5.8627		3.0708	70.5615
	S	121.066		58.173	100.202
3	T	5.6811		3.0252	69.9661
	S	124.936		59.049	101.055
4	T	5.6588		2.9339	69.8484
	S	125.428		60.887	101.225
5	T	5.6463	5.3008	2.9258	69.7012
	S	125.706	99.942	61.056	101.439
6	T	5.7552		3.2263	614.8813
	S	123.327		55.369	11.499
7	T	5.6455	5.2766	2.9841	70.9889
	S	125.724	100.400	59.863	99.599
8	T	5.6426	5.2911	2.9613	69.8726
	S	125.788	100.125	60.324	101.190
9	T	5.6063	5.2242	2.9659	71.2209
	S	126.603	101.407	60.230	99.274
10	T	5.9424	5.9020	3.1450	71.9993
	S	119.442	89.762	56.800	98.201
11	T	7.5097			
	S	94.514			

Event: Cooper Tires Indy Pro 2000 GP of Portland

Track: Portland International Raceway

1.964 mile(s)



Report: Section Data Report

Indy Pro 2000 Championship

Session: Practice 1

September 1, 2022

Section Data for Car 90 - Foster, Louis (R)

Lap	T/S	I9 to I10	I1 to I2A	I2A to I2	Lap
1	T	6.0092		3.0905	75.9925
	S	118.114		57.802	93.041
2	T	5.8293		2.9661	71.9972
	S	121.760		60.226	98.204
3	T	5.6942		2.9551	69.9947
	S	124.648		60.450	101.013
4	T	5.5687		2.9223	69.8177
	S	127.458		61.129	101.269
5	T	5.6062	5.2391	2.9364	69.5967
	S	126.605	101.119	60.835	101.591
6	T	5.6879	5.2536	2.9024	69.6750
	S	124.786	100.840	61.548	101.477
7	T	5.5043	5.2443	2.9231	69.4767
	S	128.949	101.019	61.112	101.766
8	T	5.6061	5.2393	2.9016	75.6384
	S	126.607	101.115	61.565	93.476
9	T	7.9182		3.2380	424.6019
	S	89.638		55.169	16.652
10	T	5.6562	5.3125	2.9362	70.6973
	S	125.486	99.722	60.839	100.009
11	T	5.6528	5.3526	2.9664	69.9721
	S	125.561	98.975	60.220	101.046
12	T	5.6181	5.3119	2.9126	69.7328
	S	126.337	99.733	61.332	101.393
13	T	5.5473	5.2891	2.9045	69.5099
	S	127.949	100.163	61.503	101.718
14	T	8.2225			
	S	86.321			

Event: Cooper Tires Indy Pro 2000 GP of Portland

Track: Portland International Raceway

1.964 mile(s)



Report: Section Data Report

Indy Pro 2000 Championship

Session: Practice 1

September 1, 2022

Section Data for Car 93 - Brewer, Lindsay (R)

Lap	T/S	I9 to I10	I1 to I2A	I2A to I2	Lap
1	T	6.2198		3.1810	72.8566
	S	114.115		56.157	97.045
2	T	6.2446		3.1031	72.4332
	S	113.662		57.567	97.613
3	T	5.8922		3.0336	71.1621
	S	120.460		58.886	99.356
4	T	5.8533		3.0411	71.2679
	S	121.260		58.741	99.209
5	T	5.9686	5.3692	3.0814	71.7295
	S	118.918	98.669	57.972	98.570
6	T	5.9065	5.4333	3.0074	75.8429
	S	120.168	97.505	59.399	93.224
7	T	7.0076	8.1348	3.4058	527.2246
	S	101.286	65.124	52.451	13.411
8	T	6.1283	5.5643	3.0520	71.9415
	S	115.819	95.209	58.531	98.280
9	T	5.8713	5.4377	3.0451	73.9722
	S	120.889	97.426	58.664	95.582
10	T	7.3443			
	S	96.643			

Event: Cooper Tires Indy Pro 2000 GP of Portland

Track: Portland International Raceway

1.964 mile(s)



Report: Section Data Report

Indy Pro 2000 Championship






Session: Practice 1

September 1, 2022

Section Data for Car

Report Support Information

Section Legend	
Name	Length
I9 to I10	0.197159 miles
I10 to I11	0.177273 miles
I11 to SF	0.221212 miles
SF to I1	0.064962 miles
I1 to I2A	0.147159 miles
I2A to I2	0.049621 miles
I2 to I3	0.173295 miles
I3 to I4	0.123674 miles
I4 to I5	0.117045 miles
I5 to I6	0.176136 miles
I6 to I7	0.102652 miles
I7 to I8	0.135417 miles
I8 to I9	0.278409 miles
I1 to I2	0.196780 miles
Lap	1.964000 miles
PI to PO	0.260795 miles
PO to SF	1.921970 miles
SF to PI	1.742803 miles
PO to I2A	0.170076 miles
I10 to PI	0.177273 miles
PO to PI	1.681818 miles

Color Legend	
	Fastest Lap
	Section Under Caution
	Section Under Green
	Section Time Data
	Section Speed Data

