

**Event:** USF Pro Fall Combine Open Test - USF Pro 2000

**Track:** Indianapolis Motor Speedway RC

2.439 mile(s)

**Report:** Section Data Report

Indy Pro 2000 Championship



**Session:** Test Session 2

October 22, 2022

**Section Data for Car 18 - Rowe, Myles (R)**

Lap	T/S	Lap
1	T	84.5308
	S	103.872
2	T	84.0265
	S	104.496
3	T	83.3995
	S	105.281
4	T	84.0932
	S	104.413
5	T	83.5232
	S	105.125
6	T	83.3505
	S	105.343
7	T	83.3657
	S	105.324
8	T	83.5135
	S	105.137
9	T	83.6625
	S	104.950
10	T	83.5259
	S	105.122
11	T	83.9754
	S	104.559
12	T	83.8270
	S	104.744
13	T	204.6995
	S	42.894
14	T	83.6907
	S	104.915
15	T	83.5658
	S	105.072
16	T	83.8458
	S	104.721
17	T	83.5786
	S	105.056
18	T	329.2613
	S	26.667
19	T	83.6670
	S	104.945

**Event:** USF Pro Fall Combine Open Test - USF Pro 2000

**Track:** Indianapolis Motor Speedway RC

2.439 mile(s)

**Report:** Section Data Report

Indy Pro 2000 Championship

**Session:** Test Session 2

October 22, 2022



**Section Data for Car 18 - Rowe, Myles (R)**

Lap	T/Slap	
20	T	83.6565
	S	104.958
21	T	83.4428
	S	105.227
22	T	288.6796
	S	30.416
23	T	83.6460
	S	104.971
24	T	83.5784
	S	105.056
25	T	83.5475
	S	105.095

**Event:** USF Pro Fall Combine Open Test - USF Pro 2000

**Track:** Indianapolis Motor Speedway RC

2.439 mile(s)

**Report:** Section Data Report

Indy Pro 2000 Championship



**Session:** Test Session 2

October 22, 2022

**Section Data for Car 19 - Missig, Jordan**

Lap	T/Slap	
1	T	85.0966
	S	103.182
2	T	83.8248
	S	104.747
3	T	83.5901
	S	105.041
4	T	83.8650
	S	104.697
5	T	83.6132
	S	105.012
6	T	83.7249
	S	104.872
7	T	83.7614
	S	104.826
8	T	84.0518
	S	104.464
9	T	177.7200
	S	49.406
10	T	83.9208
	S	104.627
11	T	84.4864
	S	103.927
12	T	83.9538
	S	104.586
13	T	84.4328
	S	103.993
14	T	281.8691
	S	31.151
15	T	83.9153
	S	104.634
16	T	83.7549
	S	104.834
17	T	83.8716
	S	104.689
18	T	84.2214
	S	104.254
19	T	83.6655
	S	104.946

**Event:** USF Pro Fall Combine Open Test - USF Pro 2000

**Track:** Indianapolis Motor Speedway RC

2.439 mile(s)

**Report:** Section Data Report

Indy Pro 2000 Championship

**Session:** Test Session 2

October 22, 2022



**Section Data for Car 19 - Missig, Jordan**

Lap	T/Slap	
20	T	84.5389
	S	103.862
21	T	83.6936
	S	104.911
22	T	264.4556
	S	33.202
23	T	83.8557
	S	104.708
24	T	83.7290
	S	104.867
25	T	83.7966
	S	104.782
26	T	84.3572
	S	104.086

**Event:** USF Pro Fall Combine Open Test - USF Pro 2000

**Track:** Indianapolis Motor Speedway RC

2.439 mile(s)

**Report:** Section Data Report

Indy Pro 2000 Championship



**Session:** Test Session 2

October 22, 2022

**Section Data for Car 2 - Browne, Jonathan**

Lap	T/S	Lap
1	T	85.2674
	S	102.975
2	T	84.0946
	S	104.411
3	T	84.2506
	S	104.218
4	T	83.9954
	S	104.534
5	T	83.9688
	S	104.567
6	T	83.8844
	S	104.673
7	T	83.9024
	S	104.650
8	T	249.2718
	S	35.224
9	T	83.2951
	S	105.413
10	T	83.2284
	S	105.498
11	T	83.4163
	S	105.260
12	T	83.3367
	S	105.361
13	T	336.1543
	S	26.120
14	T	83.4645
	S	105.199
15	T	83.5286
	S	105.118
16	T	83.5257
	S	105.122
17	T	258.4607
	S	33.972
18	T	83.4644
	S	105.199
19	T	83.1600
	S	105.584

**Event:** USF Pro Fall Combine Open Test - USF Pro 2000

**Track:** Indianapolis Motor Speedway RC

2.439 mile(s)

**Report:** Section Data Report

Indy Pro 2000 Championship



**Session:** Test Session 2

October 22, 2022

**Section Data for Car 2 - Browne, Jonathan**

Lap	T/Slap	
20	T	83.2846
	S	105.426

**Event:** USF Pro Fall Combine Open Test - USF Pro 2000

**Track:** Indianapolis Motor Speedway RC

2.439 mile(s)

**Report:** Section Data Report

Indy Pro 2000 Championship



**Session:** Test Session 2

October 22, 2022

**Section Data for Car 27 - Denmark, Jace (R)**

Lap	T/SLap	
1	T	84.4754
	S	103.940
2	T	84.0953
	S	104.410
3	T	83.8774
	S	104.681
4	T	83.6147
	S	105.010
5	T	83.5850
	S	105.048
6	T	83.8218
	S	104.751
7	T	83.5634
	S	105.075
8	T	83.6697
	S	104.941
9	T	83.7315
	S	104.864
10	T	88.4429
	S	99.278
11	T	231.0636
	S	38.000
12	T	84.0708
	S	104.441
13	T	83.8086
	S	104.767
14	T	83.8212
	S	104.752
15	T	84.1741
	S	104.312
16	T	289.6659
	S	30.312
17	T	84.6545
	S	103.720
18	T	83.5208
	S	105.128
19	T	84.4812
	S	103.933

**Event:** USF Pro Fall Combine Open Test - USF Pro 2000

**Track:** Indianapolis Motor Speedway RC

2.439 mile(s)

**Report:** Section Data Report

Indy Pro 2000 Championship

**Session:** Test Session 2

October 22, 2022



**Section Data for Car 27 - Denmark, Jace (R)**

Lap	T/SLap	
20	T	346.8064
	S	25.318
21	T	83.6566
	S	104.958
22	T	83.9816
	S	104.551
23	T	84.3598
	S	104.083
24	T	83.8372
	S	104.732



**Event:** USF Pro Fall Combine Open Test - USF Pro 2000

**Track:** Indianapolis Motor Speedway RC

2.439 mile(s)

**Report:** Section Data Report

Indy Pro 2000 Championship



**Session:** Test Session 2

October 22, 2022

**Section Data for Car 4 - Escotto, Ricardo (R)**

Lap	T/SLap	
1	T	89.2172
	S	98.416
2	T	84.6296
	S	103.751
3	T	84.1325
	S	104.364
4	T	84.1978
	S	104.283
5	T	84.9955
	S	103.304
6	T	84.6740
	S	103.697
7	T	84.5006
	S	103.909
8	T	85.1749
	S	103.087
9	T	85.4091
	S	102.804
10	T	276.9042
	S	31.709
11	T	92.8264
	S	94.589
12	T	86.0823
	S	102.000
13	T	83.9752
	S	104.559
14	T	83.6990
	S	104.904
15	T	88.9729
	S	98.686
16	T	85.1521
	S	103.114
17	T	426.0135
	S	20.611
18	T	84.2893
	S	104.170
19	T	83.8231
	S	104.749

**Event:** USF Pro Fall Combine Open Test - USF Pro 2000

**Track:** Indianapolis Motor Speedway RC

2.439 mile(s)

**Report:** Section Data Report

Indy Pro 2000 Championship

**Session:** Test Session 2

October 22, 2022



**Section Data for Car 4 - Escotto, Ricardo (R)**

Lap	T/Slap	
20	T	85.3107
	S	102.923
21	T	83.9561
	S	104.583
22	T	83.7396
	S	104.854
23	T	83.9025
	S	104.650

**Event:** USF Pro Fall Combine Open Test - USF Pro 2000

**Track:** Indianapolis Motor Speedway RC

2.439 mile(s)

**Report:** Section Data Report

Indy Pro 2000 Championship



**Session:** Test Session 2

October 22, 2022

**Section Data for Car 40 - Miller, Jack William**

Lap	T/S	Lap
1	T	85.7406
	S	102.407
2	T	83.9269
	S	104.620
3	T	83.5334
	S	105.112
4	T	443.7531
	S	19.787
5	T	83.1937
	S	105.542
6	T	83.3966
	S	105.285
7	T	87.9917
	S	99.787
8	T	541.9138
	S	16.203
9	T	83.7008
	S	104.902
10	T	83.4918
	S	105.165
11	T	313.3801
	S	28.018
12	T	83.3957
	S	105.286
13	T	83.1306
	S	105.622
14	T	83.0810
	S	105.685
15	T	92.4424
	S	94.982
16	T	83.2624
	S	105.455
17	T	83.1313
	S	105.621
18	T	83.4206
	S	105.255

**Event:** USF Pro Fall Combine Open Test - USF Pro 2000

**Track:** Indianapolis Motor Speedway RC

2.439 mile(s)

**Report:** Section Data Report

Indy Pro 2000 Championship



**Session:** Test Session 2

October 22, 2022

**Section Data for Car 47 - Monteiro, Nicolas (R)**

Lap	T/SLap	
1	T	91.9149
	S	95.527
2	T	87.3355
	S	100.536
3	T	85.5806
	S	102.598
4	T	85.0658
	S	103.219
5	T	85.8021
	S	102.333
6	T	84.9912
	S	103.310
7	T	87.6685
	S	100.155
8	T	86.0801
	S	102.003
9	T	85.3115
	S	102.922
10	T	341.5804
	S	25.705
11	T	88.3681
	S	99.362
12	T	84.2869
	S	104.173
13	T	84.4194
	S	104.009
14	T	84.2133
	S	104.264
15	T	84.3771
	S	104.061
16	T	84.4066
	S	104.025
17	T	91.8313
	S	95.614
18	T	84.6910
	S	103.676
19	T	92.8837
	S	94.531

**Event:** USF Pro Fall Combine Open Test - USF Pro 2000

**Track:** Indianapolis Motor Speedway RC

2.439 mile(s)

**Report:** Section Data Report

Indy Pro 2000 Championship

**Session:** Test Session 2

October 22, 2022



**Section Data for Car 47 - Monteiro, Nicolas (R)**

Lap	T/Slap	
20	T	85.0643
	S	103.221
21	T	349.9771
	S	25.088
22	T	84.8246
	S	103.512
23	T	84.2526
	S	104.215
24	T	84.3478
	S	104.098
25	T	84.2795
	S	104.182

**Event:** USF Pro Fall Combine Open Test - USF Pro 2000

**Track:** Indianapolis Motor Speedway RC

2.439 mile(s)

**Report:** Section Data Report

Indy Pro 2000 Championship

**Session:** Test Session 2

October 22, 2022



**Section Data for Car 5 - Pizzi, Francesco (R)**

Lap	T/S	Lap
1	T	85.0690
	S	103.215
2	T	83.7422
	S	104.850
3	T	84.0632
	S	104.450
4	T	84.2987
	S	104.158
5	T	86.5011
	S	101.506
6	T	84.2744
	S	104.188
7	T	84.6964
	S	103.669
8	T	541.7836
	S	16.206
9	T	85.3849
	S	102.833
10	T	83.6283
	S	104.993
11	T	83.5395
	S	105.105
12	T	90.0009
	S	97.559
13	T	534.8132
	S	16.418
14	T	83.6600
	S	104.953
15	T	84.1396
	S	104.355
16	T	83.9770
	S	104.557
17	T	83.8419
	S	104.726
18	T	83.8011
	S	104.777

**Event:** USF Pro Fall Combine Open Test - USF Pro 2000

**Track:** Indianapolis Motor Speedway RC

2.439 mile(s)

**Report:** Section Data Report

Indy Pro 2000 Championship

**Session:** Test Session 2

October 22, 2022



**Section Data for Car 52 - Lee, Jackson (R)**

Lap	T/SLap	
1	T	87.2159
	S	100.674
2	T	86.2074
	S	101.852
3	T	85.1505
	S	103.116
4	T	84.5081
	S	103.900
5	T	84.0538
	S	104.462
6	T	84.1346
	S	104.361
7	T	89.9689
	S	97.594
8	T	84.2822
	S	104.179
9	T	317.9340
	S	27.617
10	T	85.0719
	S	103.212
11	T	83.7102
	S	104.890
12	T	83.7410
	S	104.852
13	T	83.7663
	S	104.820
14	T	500.3903
	S	17.547
15	T	84.1348
	S	104.361
16	T	83.5071
	S	105.146
17	T	83.8078
	S	104.768
18	T	83.4703
	S	105.192
19	T	83.1848
	S	105.553

**Event:** USF Pro Fall Combine Open Test - USF Pro 2000

**Track:** Indianapolis Motor Speedway RC

2.439 mile(s)

**Report:** Section Data Report

Indy Pro 2000 Championship

**Session:** Test Session 2

October 22, 2022



**Section Data for Car 52 - Lee, Jackson (R)**

Lap	T/Slap	
20	T	89.3203
	S	98.302
21	T	84.0931
	S	104.413
22	T	85.3244
	S	102.906



**Event:** USF Pro Fall Combine Open Test - USF Pro 2000

**Track:** Indianapolis Motor Speedway RC

2.439 mile(s)

**Report:** Section Data Report

Indy Pro 2000 Championship

**Session:** Test Session 2

October 22, 2022



**Section Data for Car 6 - Voisin, Callum (R)**

Lap	T/S	Lap
1	T	90.3014
	S	97.234
2	T	83.8166
	S	104.757
3	T	83.6184
	S	105.006
4	T	83.4313
	S	105.241
5	T	83.6309
	S	104.990
6	T	83.8896
	S	104.666
7	T	84.0680
	S	104.444
8	T	83.7282
	S	104.868
9	T	83.9792
	S	104.554
10	T	317.3548
	S	27.667
11	T	83.8051
	S	104.772
12	T	83.5372
	S	105.108
13	T	83.2531
	S	105.466
14	T	83.3180
	S	105.384
15	T	83.2324
	S	105.493
16	T	237.6130
	S	36.953
17	T	84.5623
	S	103.834
18	T	83.1460
	S	105.602
19	T	83.9787
	S	104.555

**Event:** USF Pro Fall Combine Open Test - USF Pro 2000

**Track:** Indianapolis Motor Speedway RC

2.439 mile(s)

**Report:** Section Data Report

Indy Pro 2000 Championship



**Session:** Test Session 2

October 22, 2022

**Section Data for Car 6 - Voisin, Callum (R)**

Lap	T/Slap	
20	T	82.9999
	S	105.788
21	T	83.1217
	S	105.633
22	T	86.4765
	S	101.535
23	T	84.1612
	S	104.328
24	T	83.1805
	S	105.558

**Event:** USF Pro Fall Combine Open Test - USF Pro 2000

**Track:** Indianapolis Motor Speedway RC

2.439 mile(s)

**Report:** Section Data Report

Indy Pro 2000 Championship



**Session:** Test Session 2

October 22, 2022

**Section Data for Car 7 - Garg, Bijoy**

Lap	T/SLap	
1	T	85.0322
	S	103.260
2	T	83.5410
	S	105.103
3	T	84.2429
	S	104.227
4	T	83.8499
	S	104.716
5	T	83.9960
	S	104.534
6	T	84.6950
	S	103.671
7	T	456.9746
	S	19.214
8	T	83.9548
	S	104.585
9	T	84.5373
	S	103.864
10	T	84.0830
	S	104.425
11	T	83.8145
	S	104.760
12	T	391.1256
	S	22.449
13	T	84.3657
	S	104.075
14	T	83.1100
	S	105.648
15	T	83.2257
	S	105.501
16	T	83.3439
	S	105.351
17	T	83.3540
	S	105.339
18	T	83.0497
	S	105.725
19	T	83.4511
	S	105.216

**Event:** USF Pro Fall Combine Open Test - USF Pro 2000

**Track:** Indianapolis Motor Speedway RC

2.439 mile(s)

**Report:** Section Data Report

Indy Pro 2000 Championship



**Session:** Test Session 2

October 22, 2022

**Section Data for Car 8 - Porto, Kiko**

Lap	T/S	Lap
1	T	84.2022
	S	104.278
2	T	83.5873
	S	105.045
3	T	83.4449
	S	105.224
4	T	83.2614
	S	105.456
5	T	799.6286
	S	10.981
6	T	83.8525
	S	104.712
7	T	83.1792
	S	105.560
8	T	83.1921
	S	105.544
9	T	83.4796
	S	105.180
10	T	83.3851
	S	105.299
11	T	398.2934
	S	22.045
12	T	83.1764
	S	105.564
13	T	83.7259
	S	104.871
14	T	83.4537
	S	105.213
15	T	83.2182
	S	105.511

**Event:** USF Pro Fall Combine Open Test - USF Pro 2000

**Track:** Indianapolis Motor Speedway RC

2.439 mile(s)

**Report:** Section Data Report

Indy Pro 2000 Championship



**Session:** Test Session 2

October 22, 2022

**Section Data for Car 90 - Sundaramoorthy, Yuven**

Lap	T/SLap	
1	T	84.7354
	S	103.621
2	T	84.2781
	S	104.184
3	T	83.6913
	S	104.914
4	T	83.4159
	S	105.261
5	T	83.2980
	S	105.409
6	T	83.3480
	S	105.346
7	T	83.2172
	S	105.512
8	T	83.3058
	S	105.400
9	T	83.1745
	S	105.566
10	T	83.0189
	S	105.764
11	T	83.0941
	S	105.668
12	T	669.5380
	S	13.114
13	T	82.9777
	S	105.816
14	T	82.9850
	S	105.807
15	T	82.9748
	S	105.820
16	T	83.4097
	S	105.268
17	T	83.0497
	S	105.725
18	T	83.2707
	S	105.444
19	T	291.4134
	S	30.130

**Event:** USF Pro Fall Combine Open Test - USF Pro 2000

**Track:** Indianapolis Motor Speedway RC

2.439 mile(s)

**Report:** Section Data Report

Indy Pro 2000 Championship

**Session:** Test Session 2

October 22, 2022



**Section Data for Car 90 - Sundaramoorthy, Yuven**

Lap	T/Slap	
20	T	82.8480
	S	105.982
21	T	82.9979
	S	105.791
22	T	83.2892
	S	105.421

Event: USF Pro Fall Combine Open Test - USF Pro 2000

Track: Indianapolis Motor Speedway RC

2.439 mile(s)

Report: Section Data Report

Indy Pro 2000 Championship








Session: Test Session 2

October 22, 2022

Section Data for Car

Report Support Information

Section Legend	
Name	Length
Lap	2.439000 miles

Color Legend	
	Fastest Lap
	Section Under Caution
	Section Under Green
	Section Time Data
	Section Speed Data

