

Event: NJMP RTI Event Test  
Track: New Jersey Motorsports Park  
Report: Section Data Report  
Session: Indy Pro 2000 Test Session 2

2.14 mile(s)



Indy Pro 2000 Championship  
August 27, 2021

Section Data for Car 1 - Rasmussen, Christian (R)

Lap	T/S	I3 to SF	SF to I1	I1 to I2	I2 to I3	Lap
1	T	13.3277	20.8741	18.1604	25.7051	78.0673
	S	117.356	104.784	97.164	85.144	98.684
2	T	13.2705	21.1035	17.9395	25.6526	77.9661
	S	117.862	103.645	98.361	85.318	98.812
3	T	13.2899	20.6365	18.2134	25.6364	77.7762
	S	117.690	105.990	96.882	85.372	99.053
4	T	13.3064	20.8784	17.9142	25.5707	77.6697
	S	117.544	104.762	98.500	85.592	99.189
5	T	13.2904	20.8021	17.9092	25.6045	77.6062
	S	117.686	105.147	98.527	85.479	99.270
6	T			22.0510	27.7749	205.6066
	S			80.021	78.799	37.470
7	T	13.2650	20.1658	17.4338	24.5890	75.4536
	S	117.911	108.464	101.214	89.009	102.102
8	T	13.2047	19.8340	17.4053	24.4718	74.9158
	S	118.450	110.279	101.380	89.435	102.835
9	T			18.6439	25.3464	695.3372
	S			94.645	86.349	11.080
10	T	13.2552	20.3728	17.7043	24.9477	76.2800
	S	117.998	107.362	99.668	87.729	100.996
11	T	13.2887	19.9863	17.5535	24.7846	75.6131
	S	117.701	109.439	100.524	88.306	101.887
12	T	13.2325	19.9413	17.6172	24.9345	75.7255
	S	118.201	109.686	100.160	87.775	101.736
13	T	13.2321	19.9542	17.5917	24.9732	75.7512
	S	118.204	109.615	100.306	87.639	101.701
14	T	13.2143	20.3538	17.7661	25.0319	76.3661
	S	118.364	107.463	99.321	87.434	100.882
15	T	13.2088	20.0953	17.6211	25.3023	76.2275
	S	118.413	108.845	100.138	86.500	101.066
16	T	13.2679	20.0800	17.6305	25.1164	76.0948
	S	117.885	108.928	100.085	87.140	101.242
17	T	13.2393	20.2153	17.6310	25.1100	76.1956
	S	118.140	108.199	100.082	87.162	101.108
18	T	13.3214	20.2868	17.6306	25.0867	76.3255
	S	117.412	107.818	100.084	87.243	100.936
19	T			18.0406	25.1573	285.4127
	S			97.810	86.998	26.992

**Event:** NJMP RTI Event Test  
**Track:** New Jersey Motorsports Park  
**Report:** Section Data Report  
**Session:** Indy Pro 2000 Test Session 2

2.14 mile(s)



**Indy Pro 2000 Championship**  
**August 27, 2021**

**Section Data for Car 1 - Rasmussen, Christian (R)**

Lap	T/S	I3 to SF	SF to I1	I1 to I2	I2 to I3	Lap
20	T	13.2562	20.3592	17.6712	25.1161	76.4027
	S	117.989	107.434	99.854	87.141	100.834
21	T	13.2273	20.3003	17.6823	25.0683	76.2782
	S	118.247	107.746	99.792	87.307	100.999
22	T	13.3041	20.4174	17.8331	25.3699	76.9245
	S	117.565	107.128	98.948	86.269	100.150

Event: NJMP RTI Event Test  
 Track: New Jersey Motorsports Park  
 Report: Section Data Report  
 Session: Indy Pro 2000 Test Session 2

2.14 mile(s)



Indy Pro 2000 Championship  
 August 27, 2021

Section Data for Car 18 - McElrea, Hunter

Lap	T/S I3 to SF	SF to I1	I1 to I2	I2 to I3	Lap	
1	T	13.3105	20.6202	17.6620	24.9394	76.5321
	S	117.508	106.074	99.906	87.758	100.664
2	T	13.3050	20.3518	17.5991	24.8326	76.0885
	S	117.557	107.473	100.263	88.136	101.251
3	T	13.2868	20.2396	17.5871	24.7823	75.8958
	S	117.718	108.069	100.332	88.314	101.508
4	T			17.9154	25.1563	470.5038
	S			98.493	87.002	16.374
5	T	13.2960	20.2379	17.6876	24.9722	76.1937
	S	117.636	108.078	99.762	87.643	101.111
6	T	13.2893	20.4009	17.8188	25.0494	76.5584
	S	117.696	107.215	99.027	87.373	100.629
7	T			17.5965	25.0324	191.1091
	S			100.278	87.432	40.312
8	T	13.2464	20.2013	17.6596	25.1848	76.2921
	S	118.077	108.274	99.920	86.903	100.980
9	T	13.3213	20.1907	17.6122	25.0977	76.2219
	S	117.413	108.331	100.189	87.205	101.073
10	T			17.8639	25.8702	445.5658
	S			98.777	84.601	17.290
11	T	13.2533	21.6805	17.7274	25.4382	78.0994
	S	118.015	100.887	99.538	86.037	98.644
12	T	13.2760	21.6286	23.5128	25.6095	84.0269
	S	117.813	101.129	75.046	85.462	91.685
13	T	13.3163	20.4445	17.6493	25.4016	76.8117
	S	117.457	106.986	99.978	86.161	100.297
14	T	13.2968	20.4519	17.7065	25.3997	76.8549
	S	117.629	106.947	99.655	86.168	100.241
15	T	13.2652	20.3337	17.7736	25.4788	76.8513
	S	117.909	107.569	99.279	85.900	100.246
16	T	13.2702	20.5314	17.9491	25.5407	77.2914
	S	117.865	106.533	98.308	85.692	99.675

**Event:** NJMP RTI Event Test  
**Track:** New Jersey Motorsports Park  
**Report:** Section Data Report  
**Session:** Indy Pro 2000 Test Session 2

2.14 mile(s)



**Indy Pro 2000 Championship**  
**August 27, 2021**

**Section Data for Car 21 - Simpson, Kyffin (R)**

Lap	T/S I3 to SF	SF to I1	I1 to I2	I2 to I3	Lap	
1	T	13.3771	21.8620	18.3925	25.6856	79.3172
	S	116.923	100.049	95.938	85.209	97.129
2	T	13.3706	21.2864	18.1046	25.8554	78.6170
	S	116.980	102.754	97.464	84.649	97.994
3	T	13.3321	21.4725	18.1287	25.6909	78.6242
	S	117.318	101.864	97.334	85.191	97.985
4	T	13.2972	21.0553	17.9777	25.5032	77.8334
	S	117.626	103.882	98.152	85.818	98.981
5	T	13.2760	21.0866	18.1441	25.5096	78.0163
	S	117.813	103.728	97.252	85.797	98.749
6	T			20.9763	27.7860	251.9555
	S			84.121	78.768	30.577
7	T	13.2458	20.6172	17.6228	24.6006	76.0864
	S	118.082	106.090	100.129	88.967	101.253
8	T	13.1933	20.4924	17.6644	24.7458	76.0959
	S	118.552	106.736	99.893	88.445	101.241
9	T	13.2170	20.3924	17.6778	24.7716	76.0588
	S	118.339	107.259	99.817	88.353	101.290
10	T			18.1984	25.1524	1028.5553
	S			96.962	87.015	7.490
11	T	13.2987	20.5519	17.8955	24.9231	76.6692
	S	117.612	106.427	98.603	87.816	100.484
12	T	13.2864	20.5468	17.7703	24.8057	76.4092
	S	117.721	106.453	99.297	88.231	100.826
13	T	13.2527	20.3819	17.6827	25.3651	76.6824
	S	118.021	107.314	99.789	86.285	100.466
14	T	13.2422	20.6145	17.9151	25.1096	76.8814
	S	118.114	106.104	98.495	87.163	100.206
15	T	13.3034	20.4610	17.6776	25.3484	76.7904
	S	117.571	106.900	99.818	86.342	100.325
16	T	13.2984	20.5187	17.9149	25.2391	76.9711
	S	117.615	106.599	98.496	86.716	100.090
17	T	13.2335	20.8303	17.8144	25.3298	77.2080
	S	118.192	105.004	99.052	86.406	99.782
18	T			18.0611	25.4480	350.9371
	S			97.699	86.004	21.953
19	T	13.3416	20.7311	17.6406	25.1210	76.8343
	S	117.234	105.507	100.028	87.124	100.268

**Event:** NJMP RTI Event Test  
**Track:** New Jersey Motorsports Park  
**Report:** Section Data Report  
**Session:** Indy Pro 2000 Test Session 2

2.14 mile(s)



**Indy Pro 2000 Championship**  
**August 27, 2021**

**Section Data for Car 21 - Simpson, Kyffin (R)**

Lap	T/S I3 to SF	SF to I1	I1 to I2	I2 to I3	Lap	
20	T	13.2896	20.5570	17.6345	25.3805	76.8616
	S	117.693	106.400	100.062	86.233	100.232
21	T	13.2477	20.9479	17.6535	25.3272	77.1763
	S	118.065	104.415	99.954	86.414	99.823
22	T	13.2910	20.9164	17.8199	25.3218	77.3491
	S	117.680	104.572	99.021	86.433	99.600
23	T	13.2722	20.7034	18.1581	25.3720	77.5057
	S	117.847	105.648	97.177	86.262	99.399
24	T	13.3811	20.7633	18.1250	25.6919	77.9613
	S	116.888	105.343	97.354	85.188	98.818
25	T	13.3327	20.9167	17.8953	25.3876	77.5323
	S	117.312	104.571	98.604	86.209	99.365
26	T	13.3266	20.8178	17.6522	25.3326	77.1292
	S	117.366	105.067	99.962	86.396	99.884
27	T	13.2798	21.2454	17.7333	25.5712	77.8297
	S	117.780	102.953	99.505	85.590	98.985
28	T	13.3310	20.9203	17.6996	25.4864	77.4373
	S	117.327	104.553	99.694	85.875	99.487

Event: NJMP RTI Event Test  
 Track: New Jersey Motorsports Park  
 Report: Section Data Report  
 Session: Indy Pro 2000 Test Session 2

2.14 mile(s)



Indy Pro 2000 Championship  
 August 27, 2021

Section Data for Car 3 - Roe, James (R)

Lap	T/S I3 to SF	SF to I1	I1 to I2	I2 to I3	Lap	
1	T	13.4074	21.2969	18.1252	25.7992	78.6287
	S	116.659	102.704	97.353	84.833	97.979
2	T	13.3251	21.0316	18.0125	25.5659	77.9351
	S	117.379	103.999	97.962	85.608	98.851
3	T	13.2067	20.9974	18.0445	25.4849	77.7335
	S	118.432	104.169	97.789	85.880	99.108
4	T	13.3747	21.0278	17.9130	25.4324	77.7479
	S	116.944	104.018	98.506	86.057	99.089
5	T			18.3673	25.9061	390.3383
	S			96.070	84.483	19.737
6	T	13.2464	20.6827	17.6615	25.3991	76.9897
	S	118.077	105.754	99.909	86.170	100.065
7	T	13.2376	20.6680	17.6855	25.3489	76.9400
	S	118.155	105.829	99.774	86.340	100.130
8	T	13.2591	22.0719	18.7331	26.4445	80.5086
	S	117.964	99.098	94.194	82.763	95.692
9	T			18.7942	25.9047	754.5940
	S			93.888	84.488	10.209
10	T	13.2957	20.5070	17.4559	24.7491	76.0077
	S	117.639	106.660	101.086	88.433	101.358
11	T	13.1807	20.2545	17.3937	24.7462	75.5751
	S	118.665	107.989	101.447	88.443	101.938
12	T	13.2039	20.2640	17.5444	24.7094	75.7217
	S	118.457	107.939	100.576	88.575	101.741
13	T			18.6332	27.0979	554.2569
	S			94.699	80.768	13.900
14	T	13.2968	20.4479	17.5075	25.0606	76.3128
	S	117.629	106.968	100.788	87.334	100.953
15	T	13.2928	20.3810	17.5711	25.0527	76.2976
	S	117.665	107.319	100.423	87.361	100.973
16	T	13.2285	21.8948	18.9265	27.1349	81.1847
	S	118.236	99.899	93.231	80.658	94.895
17	T			18.1827	25.3867	268.8602
	S			97.045	86.212	28.654
18	T	13.3132	20.5403	17.6195	25.0067	76.4797
	S	117.484	106.487	100.147	87.522	100.733
19	T	13.2677	20.5207	17.5958	25.3837	76.7679
	S	117.887	106.589	100.282	86.222	100.354

**Event:** NJMP RTI Event Test  
**Track:** New Jersey Motorsports Park  
**Report:** Section Data Report  
**Session:** Indy Pro 2000 Test Session 2

2.14 mile(s)



**Indy Pro 2000 Championship**  
**August 27, 2021**

**Section Data for Car 3 - Roe, James (R)**

Lap	T/S	I3 to SF	SF to I1	I1 to I2	I2 to I3	Lap
20	T	13.3173	22.4634	19.3538	30.5197	85.6542
	S	117.448	97.371	91.173	71.712	89.943
21	T	13.3785	20.9721	17.9422	25.9838	78.2766
	S	116.911	104.294	98.346	84.231	98.420

Event: NJMP RTI Event Test  
 Track: New Jersey Motorsports Park  
 Report: Section Data Report  
 Session: Indy Pro 2000 Test Session 2

2.14 mile(s)



Indy Pro 2000 Championship  
 August 27, 2021

Section Data for Car 40 - Miller, Jack William (R)

Lap	T/S I3 to SF	SF to I1	I1 to I2	I2 to I3	Lap	
1	T	13.5048	21.2393	17.9870	25.9568	78.6879
	S	115.817	102.982	98.101	84.318	97.906
2	T	13.4608	20.9284	17.8124	25.9509	78.1525
	S	116.196	104.512	99.063	84.338	98.577
3	T	13.3870	21.4561	18.6274	26.1897	79.6602
	S	116.837	101.942	94.728	83.569	96.711
4	T	13.4348	20.9299	18.6937	27.1941	80.2525
	S	116.421	104.505	94.393	80.482	95.997
5	T			18.2399	26.1091	706.9292
	S			96.741	83.827	10.898
6	T	13.4346	21.0926	17.9636	25.7555	78.2463
	S	116.423	103.699	98.229	84.977	98.458
7	T	13.3580	21.0114	17.8625	25.7925	78.0244
	S	117.090	104.099	98.785	84.856	98.738
8	T			19.8120	26.1809	277.7362
	S			89.064	83.597	27.739
9	T	13.2982	20.4983	17.5245	24.7350	76.0560
	S	117.617	106.705	100.690	88.483	101.294
10	T	13.1996	20.2514	17.4118	24.6459	75.5087
	S	118.495	108.006	101.342	88.803	102.028
11	T	13.2095	20.1131	17.4471	24.4802	75.2499
	S	118.407	108.749	101.137	89.404	102.379
12	T	13.2277	20.0841	17.4140	24.5351	75.2609
	S	118.244	108.906	101.329	89.204	102.364
13	T			17.6834	24.8900	511.2753
	S			99.785	87.932	15.068
14	T	13.2990	20.3246	17.6881	24.7317	76.0434
	S	117.610	107.617	99.759	88.495	101.311
15	T	13.2630	20.2176	17.4897	24.9958	75.9661
	S	117.929	108.187	100.891	87.560	101.414
16	T	13.2986	21.7823	18.8076	26.7000	80.5885
	S	117.613	100.415	93.821	81.971	95.597
17	T			17.9705	25.1823	511.5618
	S			98.191	86.912	15.060
18	T	13.2657	20.5485	17.8279	25.1915	76.8336
	S	117.905	106.444	98.977	86.880	100.269



Event: NJMP RTI Event Test  
 Track: New Jersey Motorsports Park  
 Report: Section Data Report  
 Session: Indy Pro 2000 Test Session 2

2.14 mile(s)



Indy Pro 2000 Championship  
 August 27, 2021

Section Data for Car 42 - Petrov, Artem

Lap	T/S I3 to SF	SF to I1	I1 to I2	I2 to I3	Lap	
1	T	13.5087	22.1092	18.4628	27.2678	81.3485
	S	115.784	98.930	95.573	80.265	94.704
2	T	13.4887	21.3061	17.8129	25.3614	77.9691
	S	115.956	102.659	99.060	86.298	98.808
3	T	13.3155	20.5894	17.5345	25.0333	76.4727
	S	117.464	106.233	100.633	87.429	100.742
4	T	13.2136	20.4154	17.4169	24.9877	76.0336
	S	118.370	107.138	101.312	87.589	101.324
5	T	13.2321	20.5324	17.5582	25.1589	76.4816
	S	118.204	106.528	100.497	86.993	100.730
6	T	13.2124	20.6809	17.5550	25.1610	76.6093
	S	118.381	105.763	100.515	86.985	100.562
7	T			19.0624	25.4737	328.6838
	S			92.567	85.917	23.439
8	T	13.2300	20.3675	17.2717	24.6214	75.4906
	S	118.223	107.390	102.164	88.892	102.052
9	T	13.1262	20.1011	17.2298	24.4743	74.9314
	S	119.158	108.814	102.412	89.426	102.814
10	T	13.1208	22.4019	18.3753	26.8556	80.7536
	S	119.207	97.638	96.028	81.496	95.401
11	T			18.2234	25.0889	1649.0593
	S			96.829	87.235	4.672
12	T	13.4227	20.3119	17.5850	24.5835	75.9031
	S	116.526	107.684	100.344	89.029	101.498
13	T	13.1876	20.1863	17.4290	24.7121	75.5150
	S	118.603	108.354	101.242	88.565	102.019
14	T	13.2148	20.3187	17.4645	24.7290	75.7270
	S	118.359	107.648	101.036	88.505	101.734
15	T	13.2601	20.3197	17.4716	25.0220	76.0734
	S	117.955	107.643	100.995	87.468	101.271
16	T	13.2223	27.9083	18.9673	25.5931	85.6910
	S	118.292	78.374	93.031	85.517	89.904
17	T	13.2360	25.5575	18.8023	25.8366	83.4324
	S	118.169	85.582	93.847	84.711	92.338

**Event:** NJMP RTI Event Test  
**Track:** New Jersey Motorsports Park  
**Report:** Section Data Report  
**Session:** Indy Pro 2000 Test Session 2

2.14 mile(s)



**Indy Pro 2000 Championship**  
**August 27, 2021**

**Section Data for Car 5 - Brichacek, Wyatt (R)**

Lap	T/S	I3 to SF	SF to I1	I1 to I2	I2 to I3	Lap
1	T	13.1753	20.7912	17.4477	24.7441	76.1583
	S	118.714	105.202	101.133	88.451	101.158
2	T	13.1283	20.4950	17.2572	24.6393	75.5198
	S	119.139	106.722	102.250	88.827	102.013
3	T	13.1381	20.1603	17.3327	24.6985	75.3296
	S	119.050	108.494	101.804	88.614	102.271

Event: NJMP RTI Event Test  
 Track: New Jersey Motorsports Park  
 Report: Section Data Report  
 Session: Indy Pro 2000 Test Session 2

2.14 mile(s)



Indy Pro 2000 Championship  
 August 27, 2021

Section Data for Car 51 - Abel, Jacob

Lap	T/S I3 to SF	SF to I1	I1 to I2	I2 to I3	Lap	
1	T	13.3647	21.2449	17.8655	25.5192	77.9943
	S	117.032	102.955	98.768	85.764	98.776
2	T	13.3032	20.9542	17.7387	25.4087	77.4048
	S	117.573	104.383	99.474	86.137	99.529
3	T	13.3291	20.9489	17.5913	25.6208	77.4901
	S	117.344	104.410	100.308	85.424	99.419
4	T			20.4928	26.6407	271.5636
	S			86.106	82.154	28.369
5	T	13.1598	20.4735	17.4552	24.5662	75.6547
	S	118.854	106.834	101.090	89.091	101.831
6	T	13.2289	20.2385	17.6124	24.8241	75.9039
	S	118.233	108.075	100.188	88.166	101.497
7	T	13.2560	20.4105	17.4352	24.7492	75.8509
	S	117.991	107.164	101.206	88.433	101.568
8	T			17.9206	25.8433	693.4009
	S			98.465	84.689	11.110
9	T	13.2555	20.3993	17.6709	24.7546	76.0803
	S	117.996	107.223	99.856	88.413	101.261
10	T	13.2634	20.6807	17.4913	24.9911	76.4265
	S	117.925	105.764	100.881	87.577	100.803
11	T	13.2444	20.2643	17.6153	24.9428	76.0668
	S	118.095	107.937	100.171	87.746	101.279
12	T	13.2408	20.4128	17.5673	24.9728	76.1937
	S	118.127	107.152	100.445	87.641	101.111
13	T	13.2570	20.3435	17.5728	25.1890	76.3623
	S	117.982	107.517	100.413	86.889	100.887
14	T			17.7126	25.1601	339.8481
	S			99.621	86.988	22.669
15	T	13.2614	20.9329	17.6917	25.0520	76.9380
	S	117.943	104.490	99.739	87.364	100.133
16	T	13.2701	20.3911	17.7233	25.0529	76.4374
	S	117.866	107.266	99.561	87.361	100.788
17	T	13.2178	20.8246	19.3519	27.3373	80.7316
	S	118.332	105.033	91.182	80.060	95.427
18	T			18.1776	25.6225	420.9437
	S			97.073	85.419	18.302
19	T	13.3009	20.5853	17.6319	25.3691	76.8872
	S	117.593	106.254	100.077	86.272	100.199

**Event:** NJMP RTI Event Test  
**Track:** New Jersey Motorsports Park  
**Report:** Section Data Report  
**Session:** Indy Pro 2000 Test Session 2

2.14 mile(s)



**Indy Pro 2000 Championship**  
**August 27, 2021**

**Section Data for Car 51 - Abel, Jacob**

Lap	T/S I3 to SF	SF to I1	I1 to I2	I2 to I3	Lap	
20	T	13.2746	20.5302	17.6086	25.1290	76.5424
	S	117.826	106.539	100.209	87.096	100.650
21	T	13.2551	20.4892	17.6327	25.2896	76.6666
	S	117.999	106.752	100.072	86.543	100.487
22	T			17.8318	25.4068	302.7987
	S			98.955	86.144	25.443
23	T	13.3093	20.5044	17.7253	25.3194	76.8584
	S	117.519	106.673	99.550	86.441	100.236
24	T	13.3007	20.4848	17.9411	25.2043	76.9309
	S	117.595	106.775	98.352	86.836	100.142

Event: NJMP RTI Event Test  
Track: New Jersey Motorsports Park  
Report: Section Data Report  
Session: Indy Pro 2000 Test Session 2

2.14 mile(s)



Indy Pro 2000 Championship  
August 27, 2021

Section Data for Car 55 - Gold, Reece (R)

Lap	T/S I3 to SF	SF to I1	I1 to I2	I2 to I3	Lap	
1	T	13.3806	21.0030	18.0788	25.5714	78.0338
	S	116.892	104.141	97.603	85.589	98.726
2	T	13.2881	21.0428	17.7350	25.5223	77.5882
	S	117.706	103.944	99.495	85.754	99.293
3	T	13.2912	20.8386	17.7124	25.4571	77.2993
	S	117.679	104.963	99.622	85.974	99.665
4	T	13.1985	20.8927	17.5494	25.4754	77.1160
	S	118.505	104.691	100.547	85.912	99.901
5	T	13.1895	20.9785	17.8977	25.4865	77.5522
	S	118.586	104.263	98.591	85.874	99.340
6	T			20.1656	26.5028	255.9758
	S			87.503	82.581	30.097
7	T	13.2541	20.7295	17.6242	24.8006	76.4084
	S	118.008	105.515	100.121	88.249	100.827
8	T	13.1853	20.1999	17.2267	24.6376	75.2495
	S	118.624	108.281	102.431	88.833	102.379
9	T	13.1973	20.0229	17.3417	24.8010	75.3629
	S	118.516	109.239	101.752	88.248	102.225
10	T			19.0632	25.5068	966.7628
	S			92.563	85.806	7.969
11	T	13.1923	20.4315	17.3788	24.8231	75.8257
	S	118.561	107.054	101.534	88.169	101.601
12	T	13.2018	20.3953	17.2878	24.8463	75.7312
	S	118.476	107.244	102.069	88.087	101.728
13	T	13.2362	20.3403	17.4421	24.8544	75.8730
	S	118.168	107.534	101.166	88.058	101.538
14	T	13.1967	20.6363	17.4993	24.9894	76.3217
	S	118.521	105.992	100.835	87.583	100.941
15	T	13.2186	20.4078	17.4714	25.0917	76.1895
	S	118.325	107.178	100.996	87.226	101.116
16	T	13.2615	20.3736	17.4856	25.1605	76.2812
	S	117.942	107.358	100.914	86.987	100.995
17	T	13.2328	20.4508	17.4626	25.1846	76.3308
	S	118.198	106.953	101.047	86.904	100.929
18	T	13.1739	20.4079	17.5938	26.6560	77.8316
	S	118.726	107.178	100.294	82.107	98.983
19	T			18.4212	26.8168	393.5241
	S			95.789	81.614	19.577

**Event:** NJMP RTI Event Test  
**Track:** New Jersey Motorsports Park  
**Report:** Section Data Report  
**Session:** Indy Pro 2000 Test Session 2

2.14 mile(s)



**Indy Pro 2000 Championship**  
**August 27, 2021**

**Section Data for Car 55 - Gold, Reece (R)**

Lap	T/S I3 to SF	SF to I1	I1 to I2	I2 to I3	Lap	
20	T	13.2941	20.6994	17.6548	25.1195	76.7678
	S	117.653	105.668	99.947	87.129	100.355
21	T	13.2245	20.5721	17.5499	25.1853	76.5318
	S	118.272	106.322	100.544	86.901	100.664
22	T	13.2244	20.4361	17.4887	25.2985	76.4477
	S	118.273	107.030	100.896	86.512	100.775
23	T	13.2919	20.5249	17.5576	25.1656	76.5400
	S	117.672	106.567	100.500	86.969	100.653
24	T	13.2280	20.6219	17.6616	25.2523	76.7638
	S	118.241	106.066	99.909	86.671	100.360
25	T	13.2557	23.2247	19.1055	28.9988	84.5847
	S	117.994	94.179	92.358	75.473	91.080
26	T	13.2580	20.7145	17.5808	25.1602	76.7135
	S	117.973	105.591	100.368	86.988	100.426
27	T	13.2262	20.7605	17.8003	25.3042	77.0912
	S	118.257	105.357	99.130	86.493	99.934
28	T	13.2510	20.5980	17.5776	28.7352	80.1618
	S	118.036	106.189	100.386	76.166	96.106

**Event:** NJMP RTI Event Test  
**Track:** New Jersey Motorsports Park  
**Report:** Section Data Report  
**Session:** Indy Pro 2000 Test Session 2

2.14 mile(s)



**Indy Pro 2000 Championship**  
**August 27, 2021**

**Section Data for Car 91 - Eves, Braden**

Lap	T/S I3 to SF	SF to I1	I1 to I2	I2 to I3	Lap	
1	T	13.3170	20.6180	17.5749	25.1131	76.6230
	S	117.451	106.086	100.401	87.151	100.544
2	T	13.2635	20.3645	17.6665	25.1756	76.4701
	S	117.924	107.406	99.881	86.935	100.745
3	T	13.2890	20.4710	17.5082	25.1725	76.4407
	S	117.698	106.847	100.784	86.946	100.784
4	T	13.2319	20.3569	17.5627	25.1595	76.3110
	S	118.206	107.446	100.471	86.990	100.955
5	T	13.1927	20.3571	17.5517	24.9923	76.0938
	S	118.557	107.445	100.534	87.572	101.243
6	T	13.2144	20.3583	17.6379	25.2754	76.4860
	S	118.363	107.439	100.043	86.592	100.724
7	T			18.1671	26.1184	714.3058
	S			97.129	83.797	10.785
8	T			17.8743	25.1287	113.8482
	S			98.720	87.097	67.669
9	T	13.2744	20.4015	17.6050	25.0033	76.2842
	S	117.828	107.211	100.230	87.534	100.991
10	T	13.3070	20.4179	17.5106	24.8476	76.0831
	S	117.539	107.125	100.770	88.082	101.258
11	T	13.2824	20.3094	17.5295	25.0647	76.1860
	S	117.757	107.698	100.661	87.319	101.121
12	T	13.2725	20.2359	17.5023	24.9934	76.0041
	S	117.844	108.089	100.818	87.569	101.363
13	T	13.2308	20.5374	17.7736	25.8839	77.4257
	S	118.216	106.502	99.279	84.556	99.502
14	T			17.8749	25.4303	377.1306
	S			98.716	86.064	20.428
15	T	13.3143	20.3862	17.5994	25.0279	76.3278
	S	117.475	107.292	100.262	87.448	100.933
16	T	13.2907	20.5510	17.5962	25.1987	76.6366
	S	117.683	106.431	100.280	86.855	100.526
17	T	13.2493	20.3088	17.5321	30.0574	81.1476
	S	118.051	107.701	100.647	72.815	94.938
18	T	13.2518	20.4728	17.7186	25.4307	76.8739
	S	118.029	106.838	99.587	86.063	100.216
19	T			18.3878	27.8770	622.8761
	S			95.963	78.510	12.368

**Event:** NJMP RTI Event Test  
**Track:** New Jersey Motorsports Park  
**Report:** Section Data Report  
**Session:** Indy Pro 2000 Test Session 2

2.14 mile(s)



**Indy Pro 2000 Championship**  
**August 27, 2021**

**Section Data for Car 91 - Eves, Braden**

Lap	T/S I3 to SF	SF to I1	I1 to I2	I2 to I3	Lap	
20	T	13.2139	21.0695	17.6966	25.3903	77.3703
	S	118.367	103.812	99.711	86.200	99.573
21	T	13.2994	20.6046	17.7089	25.4220	77.0349
	S	117.606	106.155	99.642	86.092	100.007
22	T	13.3344	20.5961	17.5995	25.3564	76.8864
	S	117.297	106.198	100.261	86.315	100.200
23	T	13.3322	20.5767	18.4979	30.4262	82.8330
	S	117.317	106.299	95.392	71.933	93.006



**Event:** NJMP RTI Event Test  
**Track:** New Jersey Motorsports Park  
**Report:** Section Data Report  
**Session:** Indy Pro 2000 Test Session 2

2.14 mile(s)








**Indy Pro 2000 Championship**  
**August 27, 2021**

Section Data for Car

Report Support Information

Section Legend	
Name	Length
I3 to SF	0.434470 miles
SF to I1	0.607576 miles
I1 to I2	0.490152 miles
I2 to I3	0.607955 miles
Lap	2.140000 miles
SFP to I1	0.607576 miles
I3 to SFP	0.434470 miles

Color Legend	
	Fastest Lap
	Section Under Caution
	Section Under Green
	Section Time Data
	Section Speed Data

