

Event: USF Pro Fall Combine Open Test - USF Pro 2000

Track: Indianapolis Motor Speedway RC

2.439 mile(s)

Report: Section Data Report

Indy Pro 2000 Championship

Session: Test Session 3

October 22, 2022



Section Data for Car 18 - Rowe, Myles (R)

Lap	T/S	Lap
1	T	84.8137
	S	103.526
2	T	84.3736
	S	104.066
3	T	84.4759
	S	103.940
4	T	84.4532
	S	103.968
5	T	84.4794
	S	103.935
6	T	84.1559
	S	104.335
7	T	84.1103
	S	104.391
8	T	84.0309
	S	104.490
9	T	83.8775
	S	104.681
10	T	84.9488
	S	103.361
11	T	84.7271
	S	103.632
12	T	84.0710
	S	104.440
13	T	83.9570
	S	104.582
14	T	83.9938
	S	104.536
15	T	84.0943
	S	104.411
16	T	83.9034
	S	104.649
17	T	84.0126
	S	104.513
18	T	84.0524
	S	104.463
19	T	84.0467
	S	104.470

Event: USF Pro Fall Combine Open Test - USF Pro 2000

Track: Indianapolis Motor Speedway RC

2.439 mile(s)

Report: Section Data Report

Indy Pro 2000 Championship

Session: Test Session 3

October 22, 2022



Section Data for Car 18 - Rowe, Myles (R)

Lap	T/SLap	
20	T	84.3821
	S	104.055
21	T	184.8810
	S	47.492
22	T	84.4615
	S	103.957
23	T	83.2116
	S	105.519
24	T	82.7119
	S	106.156
25	T	82.9349
	S	105.871
26	T	83.5594
	S	105.080
27	T	83.1149
	S	105.642
28	T	83.2266
	S	105.500

Event: USF Pro Fall Combine Open Test - USF Pro 2000

Track: Indianapolis Motor Speedway RC

2.439 mile(s)

Report: Section Data Report

Indy Pro 2000 Championship



Session: Test Session 3

October 22, 2022

Section Data for Car 19 - Missig, Jordan

Lap	T/SLap	
1	T	85.2468
	S	103.000
2	T	84.4845
	S	103.929
3	T	84.4373
	S	103.987
4	T	84.2029
	S	104.277
5	T	84.5846
	S	103.806
6	T	84.3539
	S	104.090
7	T	84.3069
	S	104.148
8	T	84.5523
	S	103.846
9	T	84.3854
	S	104.051
10	T	85.8921
	S	102.226
11	T	84.4433
	S	103.980
12	T	134.1910
	S	65.432
13	T	84.7189
	S	103.642
14	T	165.8290
	S	52.949
15	T	83.9678
	S	104.569
16	T	84.1999
	S	104.280
17	T	84.2958
	S	104.162
18	T	83.9026
	S	104.650
19	T	84.5393
	S	103.862

Event: USF Pro Fall Combine Open Test - USF Pro 2000

Track: Indianapolis Motor Speedway RC

2.439 mile(s)

Report: Section Data Report

Indy Pro 2000 Championship

Session: Test Session 3

October 22, 2022



Section Data for Car 19 - Missig, Jordan

Lap	T/Slap	
20	T	84.0441
	S	104.474
21	T	163.3305
	S	53.758
22	T	84.5983
	S	103.789
23	T	82.9781
	S	105.816
24	T	83.0880
	S	105.676
25	T	83.1932
	S	105.542
26	T	82.9587
	S	105.841
27	T	83.5264
	S	105.121

Event: USF Pro Fall Combine Open Test - USF Pro 2000

Track: Indianapolis Motor Speedway RC

2.439 mile(s)

Report: Section Data Report

Indy Pro 2000 Championship



Session: Test Session 3

October 22, 2022

Section Data for Car 2 - Browne, Jonathan

Lap	T/S	Lap
1	T	84.6107
	S	103.774
2	T	83.9870
	S	104.545
3	T	83.7112
	S	104.889
4	T	83.4990
	S	105.156
5	T	83.7752
	S	104.809
6	T	84.7903
	S	103.554
7	T	287.9280
	S	30.495
8	T	83.9015
	S	104.651
9	T	83.6257
	S	104.996
10	T	83.3430
	S	105.353
11	T	83.3547
	S	105.338
12	T	83.2397
	S	105.483
13	T	87.4440
	S	100.412
14	T	357.8890
	S	24.534
15	T	82.9994
	S	105.789
16	T	82.3271
	S	106.653
17	T	82.4832
	S	106.451
18	T	82.5561
	S	106.357

Event: USF Pro Fall Combine Open Test - USF Pro 2000

Track: Indianapolis Motor Speedway RC

2.439 mile(s)

Report: Section Data Report

Indy Pro 2000 Championship

Session: Test Session 3

October 22, 2022



Section Data for Car 27 - Denmark, Jace (R)

Lap	T/SLap	
1	T	86.5854
	S	101.407
2	T	85.1788
	S	103.082
3	T	84.5261
	S	103.878
4	T	84.3639
	S	104.078
5	T	84.6801
	S	103.689
6	T	84.4538
	S	103.967
7	T	84.2705
	S	104.193
8	T	83.9795
	S	104.554
9	T	83.7793
	S	104.804
10	T	84.3078
	S	104.147
11	T	83.8824
	S	104.675
12	T	84.3435
	S	104.103
13	T	84.0980
	S	104.407
14	T	83.9249
	S	104.622
15	T	83.8608
	S	104.702
16	T	83.4735
	S	105.188
17	T	83.8841
	S	104.673
18	T	83.7639
	S	104.823
19	T	83.6960
	S	104.908

Event: USF Pro Fall Combine Open Test - USF Pro 2000

Track: Indianapolis Motor Speedway RC

2.439 mile(s)

Report: Section Data Report

Indy Pro 2000 Championship

Session: Test Session 3

October 22, 2022



Section Data for Car 27 - Denmark, Jace (R)

Lap	T/SLap	
20	T	83.9913
	S	104.539
21	T	190.4251
	S	46.109
22	T	86.2490
	S	101.803
23	T	89.6669
	S	97.922
24	T	82.9869
	S	105.805
25	T	83.0889
	S	105.675
26	T	83.0509
	S	105.723
27	T	83.3462
	S	105.349
28	T	83.1984
	S	105.536

Event: USF Pro Fall Combine Open Test - USF Pro 2000

Track: Indianapolis Motor Speedway RC

2.439 mile(s)

Report: Section Data Report

Indy Pro 2000 Championship



Session: Test Session 3

October 22, 2022

Section Data for Car 4 - Escotto, Ricardo (R)

Lap	T/SLap	
1	T	89.6075
	S	97.987
2	T	84.8205
	S	103.517
3	T	84.7103
	S	103.652
4	T	84.7361
	S	103.621
5	T	84.6798
	S	103.689
6	T	86.3101
	S	101.731
7	T	85.1280
	S	103.144
8	T	84.2692
	S	104.195
9	T	84.1914
	S	104.291
10	T	84.4796
	S	103.935
11	T	84.3380
	S	104.110
12	T	262.5107
	S	33.448
13	T	85.0458
	S	103.243
14	T	84.2962
	S	104.161
15	T	84.4907
	S	103.921
16	T	285.3333
	S	30.772
17	T	84.3506
	S	104.094
18	T	83.6686
	S	104.943
19	T	83.4686
	S	105.194

Event: USF Pro Fall Combine Open Test - USF Pro 2000

Track: Indianapolis Motor Speedway RC

2.439 mile(s)

Report: Section Data Report

Indy Pro 2000 Championship

Session: Test Session 3

October 22, 2022



Section Data for Car 4 - Escotto, Ricardo (R)

Lap	T/Slap	
20	T	83.5822
	S	105.051
21	T	83.8875
	S	104.669
22	T	87.1412
	S	100.761
23	T	84.0309
	S	104.490
24	T	83.6436
	S	104.974
25	T	83.8376
	S	104.731

Event: USF Pro Fall Combine Open Test - USF Pro 2000

Track: Indianapolis Motor Speedway RC

2.439 mile(s)

Report: Section Data Report

Indy Pro 2000 Championship



Session: Test Session 3

October 22, 2022

Section Data for Car 40 - Miller, Jack William

Lap	T/SLap	
1	T	84.4639
	S	103.954
2	T	84.3362
	S	104.112
3	T	83.7814
	S	104.801
4	T	84.7028
	S	103.661
5	T	88.1617
	S	99.594
6	T	83.7725
	S	104.812
7	T	653.3797
	S	13.438
8	T	84.0752
	S	104.435
9	T	83.6596
	S	104.954
10	T	83.5172
	S	105.133
11	T	306.2907
	S	28.667
12	T	85.9843
	S	102.116
13	T	83.3991
	S	105.282
14	T	82.9515
	S	105.850
15	T	85.0319
	S	103.260
16	T	83.0219
	S	105.760
17	T	82.8666
	S	105.958
18	T	83.3649
	S	105.325
19	T	83.0659
	S	105.704

Event: USF Pro Fall Combine Open Test - USF Pro 2000

Track: Indianapolis Motor Speedway RC

2.439 mile(s)

Report: Section Data Report

Indy Pro 2000 Championship

Session: Test Session 3

October 22, 2022



Section Data for Car 40 - Miller, Jack William

Lap	T/Slap	
20	T	82.8251
	S	106.011
21	T	87.4117
	S	100.449
22	T	83.2746
	S	105.439

Event: USF Pro Fall Combine Open Test - USF Pro 2000

Track: Indianapolis Motor Speedway RC

2.439 mile(s)

Report: Section Data Report

Indy Pro 2000 Championship



Session: Test Session 3

October 22, 2022

Section Data for Car 47 - Monteiro, Nicolas (R)

Lap	T/SLap	
1	T	86.9379
	S	100.996
2	T	85.8738
	S	102.248
3	T	85.0676
	S	103.217
4	T	84.9283
	S	103.386
5	T	86.2478
	S	101.804
6	T	95.7446
	S	91.706
7	T	84.6506
	S	103.725
8	T	84.8044
	S	103.537
9	T	86.3450
	S	101.690
10	T	85.8018
	S	102.334
11	T	84.5709
	S	103.823
12	T	84.4412
	S	103.982
13	T	408.3918
	S	21.500
14	T	256.9135
	S	34.176
15	T	85.8061
	S	102.328
16	T	84.0411
	S	104.477
17	T	84.0996
	S	104.405
18	T	83.7366
	S	104.857
19	T	83.8031
	S	104.774

Event: USF Pro Fall Combine Open Test - USF Pro 2000

Track: Indianapolis Motor Speedway RC

2.439 mile(s)

Report: Section Data Report

Indy Pro 2000 Championship

Session: Test Session 3

October 22, 2022



Section Data for Car 47 - Monteiro, Nicolas (R)

Lap	T/Slap	
20	T	84.2613
	S	104.204
21	T	84.5224
	S	103.883
22	T	83.9582
	S	104.581
23	T	84.4923
	S	103.920
24	T	84.6448
	S	103.732
25	T	84.5163
	S	103.890

Event: USF Pro Fall Combine Open Test - USF Pro 2000

Track: Indianapolis Motor Speedway RC

2.439 mile(s)

Report: Section Data Report

Indy Pro 2000 Championship

Session: Test Session 3

October 22, 2022



Section Data for Car 5 - Pizzi, Francesco (R)

Lap	T/SLap	
1	T	94.0197
	S	93.389
2	T	84.4926
	S	103.919
3	T	89.8317
	S	97.743
4	T	85.0551
	S	103.232
5	T	84.3345
	S	104.114
6	T	89.2685
	S	98.359
7	T	84.2550
	S	104.212
8	T	83.6089
	S	105.018
9	T	247.8968
	S	35.420
10	T	84.1454
	S	104.348
11	T	84.0679
	S	104.444
12	T	83.9907
	S	104.540
13	T	83.7430
	S	104.849
14	T	91.9304
	S	95.511
15	T	228.5474
	S	38.418
16	T	90.8467
	S	96.651
17	T	83.5010
	S	105.153
18	T	83.0473
	S	105.728
19	T	82.9516
	S	105.850

Event: USF Pro Fall Combine Open Test - USF Pro 2000

Track: Indianapolis Motor Speedway RC

2.439 mile(s)

Report: Section Data Report

Indy Pro 2000 Championship

Session: Test Session 3

October 22, 2022



Section Data for Car 5 - Pizzi, Francesco (R)

Lap	T/Slap	
20	T	83.1331
	S	105.619
21	T	90.3853
	S	97.144
22	T	83.1214
	S	105.633
23	T	82.7820
	S	106.067
24	T	82.9149
	S	105.897
25	T	83.0857
	S	105.679

Event: USF Pro Fall Combine Open Test - USF Pro 2000

Track: Indianapolis Motor Speedway RC

2.439 mile(s)

Report: Section Data Report

Indy Pro 2000 Championship



Session: Test Session 3

October 22, 2022

Section Data for Car 52 - Lee, Jackson (R)

Lap	T/S	Lap
1	T	85.7490
	S	102.397
2	T	84.6309
	S	103.749
3	T	84.5915
	S	103.798
4	T	84.9031
	S	103.417
5	T	84.3248
	S	104.126
6	T	232.2380
	S	37.808
7	T	84.5551
	S	103.842
8	T	84.5662
	S	103.829
9	T	84.4702
	S	103.947
10	T	84.2448
	S	104.225
11	T	84.3754
	S	104.064
12	T	84.1571
	S	104.333
13	T	86.3648
	S	101.666
14	T	328.4926
	S	26.729
15	T	84.7364
	S	103.620
16	T	84.1142
	S	104.387
17	T	83.4068
	S	105.272
18	T	83.2031
	S	105.530
19	T	87.3552
	S	100.514

Event: USF Pro Fall Combine Open Test - USF Pro 2000

Track: Indianapolis Motor Speedway RC

2.439 mile(s)

Report: Section Data Report

Indy Pro 2000 Championship

Session: Test Session 3

October 22, 2022



Section Data for Car 52 - Lee, Jackson (R)

Lap	T/Slap	
20	T	212.6942
	S	41.282
21	T	83.3312
	S	105.367
22	T	84.8594
	S	103.470
23	T	83.2351
	S	105.489
24	T	83.5158
	S	105.135
25	T	83.8929
	S	104.662

Event: USF Pro Fall Combine Open Test - USF Pro 2000

Track: Indianapolis Motor Speedway RC

2.439 mile(s)

Report: Section Data Report

Indy Pro 2000 Championship

Session: Test Session 3

October 22, 2022



Section Data for Car 6 - Voisin, Callum (R)

Lap	T/SLap	
1	T	87.6076
	S	100.224
2	T	84.8719
	S	103.455
3	T	84.1903
	S	104.292
4	T	83.9772
	S	104.557
5	T	84.6837
	S	103.685
6	T	84.2304
	S	104.243
7	T	83.8198
	S	104.753
8	T	83.7332
	S	104.862
9	T	83.4711
	S	105.191
10	T	269.3299
	S	32.601
11	T	83.7937
	S	104.786
12	T	84.3433
	S	104.103
13	T	83.8899
	S	104.666
14	T	83.6282
	S	104.993
15	T	83.4182
	S	105.258
16	T	83.8678
	S	104.693
17	T	203.7095
	S	43.103
18	T	83.8013
	S	104.776
19	T	82.9147
	S	105.897

Event: USF Pro Fall Combine Open Test - USF Pro 2000

Track: Indianapolis Motor Speedway RC

2.439 mile(s)

Report: Section Data Report

Indy Pro 2000 Championship



Session: Test Session 3

October 22, 2022

Section Data for Car 6 - Voisin, Callum (R)

Lap	T/Slap	
20	T	82.6448
	S	106.243
21	T	82.5902
	S	106.313
22	T	83.0380
	S	105.740
23	T	82.9908
	S	105.800
24	T	88.3593
	S	99.372
25	T	83.7047
	S	104.897

Event: USF Pro Fall Combine Open Test - USF Pro 2000

Track: Indianapolis Motor Speedway RC

2.439 mile(s)

Report: Section Data Report

Indy Pro 2000 Championship



Session: Test Session 3

October 22, 2022

Section Data for Car 7 - Garg, Bijoy

Lap	T/SLap	
1	T	85.3352
	S	102.893
2	T	83.8608
	S	104.702
3	T	83.9536
	S	104.586
4	T	83.5601
	S	105.079
5	T	83.8733
	S	104.686
6	T	83.4499
	S	105.218
7	T	396.4656
	S	22.147
8	T	83.7418
	S	104.851
9	T	83.4574
	S	105.208
10	T	83.6545
	S	104.960
11	T	355.5687
	S	24.694
12	T	83.4872
	S	105.171
13	T	83.2076
	S	105.524

Event: USF Pro Fall Combine Open Test - USF Pro 2000

Track: Indianapolis Motor Speedway RC

2.439 mile(s)

Report: Section Data Report

Indy Pro 2000 Championship

Session: Test Session 3

October 22, 2022



Section Data for Car 8 - Porto, Kiko

Lap	T/SLap	
1	T	84.3476
	S	104.098
2	T	83.8431
	S	104.724
3	T	83.6677
	S	104.944
4	T	224.6907
	S	39.078
5	T	83.4311
	S	105.241
6	T	900.6237
	S	9.749
7	T	86.5372
	S	101.464
8	T	82.6511
	S	106.235
9	T	82.4407
	S	106.506
10	T	82.2880
	S	106.703
11	T	84.8573
	S	103.473

Event: USF Pro Fall Combine Open Test - USF Pro 2000

Track: Indianapolis Motor Speedway RC

2.439 mile(s)

Report: Section Data Report

Indy Pro 2000 Championship



Session: Test Session 3

October 22, 2022

Section Data for Car 90 - Sundaramoorthy, Yuven

Lap	T/SLap	
1	T	84.7203
	S	103.640
2	T	84.3725
	S	104.067
3	T	83.9929
	S	104.537
4	T	90.8177
	S	96.682
5	T	85.2443
	S	103.003
6	T	84.0060
	S	104.521
7	T	83.7669
	S	104.819
8	T	83.5516
	S	105.090
9	T	83.5035
	S	105.150
10	T	83.7907
	S	104.790
11	T	88.7399
	S	98.945
12	T	814.0957
	S	10.785
13	T	85.0541
	S	103.233
14	T	83.2314
	S	105.494
15	T	83.0653
	S	105.705
16	T	82.7115
	S	106.157
17	T	82.8071
	S	106.034
18	T	82.6267
	S	106.266
19	T	83.1243
	S	105.630

Event: USF Pro Fall Combine Open Test - USF Pro 2000

Track: Indianapolis Motor Speedway RC

2.439 mile(s)

Report: Section Data Report

Indy Pro 2000 Championship



Session: Test Session 3

October 22, 2022

Section Data for Car 90 - Sundaramoorthy, Yuven

Lap	T/Slap	
20	T	83.0846
	S	105.680
21	T	83.0511
	S	105.723
22	T	83.2703
	S	105.445

Event: USF Pro Fall Combine Open Test - USF Pro 2000

Track: Indianapolis Motor Speedway RC

2.439 mile(s)



Report: Section Data Report

Indy Pro 2000 Championship






Session: Test Session 3

October 22, 2022

Section Data for Car

Report Support Information

Section Legend	
Name	Length
Lap	2.439000 miles

Color Legend	
	Fastest Lap
	Section Under Caution
	Section Under Green
	Section Time Data
	Section Speed Data

