

Event: Chris Griffis Memorial OT - Indy Pro 2000

Track: Indianapolis Motor Speedway RC

2.439 mile(s)



Report: Section Data Report

Indy Pro 2000 Championship

Session: Test Session 3

October 19, 2019

Section Data for Car 10 - Denes, Phillippe

Lap	T/SF to I1	I1 to I2	I2 to I3A	I3A to I4	I5 to I6	I6 to I8	I8 to SF	Lap	
1	T	6.1954		3.9550	17.6146	7.5999	12.8562	12.7409	83.0764
	S	147.690		98.782	117.206	97.160	97.371	113.664	105.691
2	T	6.1154	9.4928	3.8204	17.2606	7.6073	12.7174	12.7621	81.0003
	S	149.622	95.886	102.262	119.610	97.066	98.433	113.475	108.400
3	T	6.0830	9.4099	3.8234	17.2147	7.4249	12.5910	12.7687	80.6600
	S	150.419	96.731	102.182	119.929	99.450	99.422	113.417	108.857
4	T	6.0823	9.4472	3.7987	17.5093	7.4563	12.6856	12.7383	80.9920
	S	150.437	96.349	102.846	117.911	99.032	98.680	113.687	108.411
5	T	6.0516	9.5137	3.7865	17.2605	7.4825	12.6334	12.8513	80.8415
	S	151.200	95.675	103.178	119.611	98.685	99.088	112.688	108.613
6	T	6.0632	9.4493	3.7931	17.4288	7.5168			93.9941
	S	150.910	96.327	102.998	118.456	98.235			93.414
7	T			3.7099	18.0951	7.4776	12.7038	12.7446	314.4066
	S			105.308	114.094	98.749	98.539	113.631	27.927
8	T	6.0697	9.4271	3.7679	17.2452	7.4235	12.6646	12.7347	80.6200
	S	150.749	96.554	103.687	119.717	99.469	98.844	113.719	108.911
9	T	6.0598	9.4615	3.7943	17.1730	7.3944	12.6909	12.7405	80.6115
	S	150.995	96.203	102.965	120.220	99.861	98.639	113.668	108.922
10	T	6.0270	9.6174	3.8197	17.2001	7.5085	12.7195	12.7229	80.9362
	S	151.817	94.644	102.281	120.031	98.343	98.417	113.825	108.485
11	T	6.0145	9.5592	3.8681	17.2190	7.4940			92.9558
	S	152.132	95.220	101.001	119.899	98.533			94.458
12	T			3.7848	17.3588	7.5443	12.7805	12.7308	532.8562
	S			103.224	118.934	97.876	97.948	113.754	16.478
13	T	6.0882	9.4604	3.7915	17.4304	7.4828	12.6691	12.7364	80.9606
	S	150.291	96.214	103.041	118.445	98.681	98.809	113.704	108.453
14	T	6.0345	9.4199	3.8262	17.3733	7.5347	12.6907	12.8784	81.0101
	S	151.628	96.628	102.107	118.834	98.001	98.641	112.450	108.386
15	T	6.0551	9.5065	3.8375	17.4916	7.5155	12.6964	12.7307	81.1456
	S	151.112	95.748	101.806	118.031	98.251	98.596	113.755	108.205
16	T	6.0549	9.4979	3.8203	17.3044	7.5009	12.6930	12.7211	80.9504
	S	151.117	95.835	102.265	119.308	98.443	98.623	113.841	108.466
17	T	6.0542	9.5388	3.7821	17.4293	7.5658			94.2768
	S	151.135	95.424	103.298	118.453	97.598			93.134
18	T			4.1566	20.5706	7.8620	15.0290	12.7561	251.7581
	S			93.991	100.364	93.921	83.294	113.529	34.876
19	T	6.0457	9.5689	3.7741	17.1632	7.3672	12.6081	12.5992	80.3413
	S	151.347	95.124	103.517	120.289	100.229	99.287	114.942	109.289

Event: Chris Griffis Memorial OT - Indy Pro 2000

Track: Indianapolis Motor Speedway RC

2.439 mile(s)



Report: Section Data Report

Indy Pro 2000 Championship

Session: Test Session 3

October 19, 2019

Section Data for Car 10 - Denes, Phillippe

Lap	T/SF to I1	I1 to I2	I2 to I3A	I3A to I4	I5 to I6	I6 to I8	I8 to SF	Lap	
20	T	6.0160	9.4598	3.7281	17.1026	7.4329	12.4864	12.6135	80.0054
	S	152.094	96.221	104.794	120.715	99.343	100.255	114.812	109.748
21	T	6.0526	9.5211	3.8754	17.1029	7.4372	12.4772	12.6437	80.2260
	S	151.175	95.601	100.811	120.713	99.286	100.328	114.538	109.446
22	T	6.0446	9.3716	3.7652	17.1655	7.4219	12.5459	12.7709	80.4110
	S	151.375	97.126	103.761	120.273	99.491	99.779	113.397	109.194
23	T	6.0499	9.4844	3.9705	18.0195	7.5263			
	S	151.242	95.971	98.396	114.573	98.111			

Event: Chris Griffis Memorial OT - Indy Pro 2000

Track: Indianapolis Motor Speedway RC

2.439 mile(s)



Report: Section Data Report

Indy Pro 2000 Championship

Session: Test Session 3

October 19, 2019

Section Data for Car 12 - Sulaiman, Manuel

Lap	T/SF to I1	I1 to I2	I2 to I3A	I3A to I4	I5 to I6	I6 to I8	I8 to SF	Lap	
1	T		4.3736	19.0421	7.9447	13.3057	12.9193	102.8054	
	S		89.327	108.420	92.944	94.081	112.094	85.408	
2	T	6.1568	10.0736	3.7924	17.3397	7.5233	12.9425	12.7450	82.6292
	S	148.616	90.358	103.017	119.065	98.150	96.722	113.627	106.263
3	T	6.1251	9.6965	3.7683	17.1832	7.4051	12.6529	13.1851	81.4144
	S	149.385	93.872	103.676	120.149	99.716	98.935	109.835	107.848
4	T	6.1069	9.5704	3.7644	17.1749	7.3755	12.9179	12.6939	80.8632
	S	149.831	95.109	103.783	120.207	100.116	96.906	114.085	108.583
5	T	6.0651	9.6377	3.7739	17.3310	7.4234	12.7279	12.7049	81.0339
	S	150.863	94.444	103.522	119.124	99.470	98.352	113.986	108.355
6	T	6.0805	9.6045	3.7341	17.4114	7.4426	12.7753	12.7315	81.2060
	S	150.481	94.771	104.625	118.574	99.214	97.987	113.748	108.125
7	T	6.0718	9.5854	3.7383	17.3760	7.5460	12.8399	12.7694	81.3126
	S	150.697	94.960	104.508	118.816	97.854	97.494	113.410	107.983
8	T	6.0792	9.6804	3.7664	17.4228	7.4946	12.8507	12.6847	81.2838
	S	150.513	94.028	103.728	118.497	98.525	97.412	114.168	108.022
9	T	6.1004	10.1579	3.8062	17.5856	7.5443			991.9572
	S	149.990	89.608	102.644	117.400	97.876			8.852
10	T			4.5620	19.2378	8.0761	13.7577	12.7871	106.0344
	S			85.638	107.317	91.431	90.990	113.253	82.807
11	T	6.0806	10.3793	3.8491	17.3748	7.5952	12.9742	12.5825	82.7077
	S	150.479	87.696	101.500	118.824	97.220	96.485	115.095	106.162
12	T	6.0677	9.7119	3.7347	17.1853	7.5045	12.7408	12.7054	81.3020
	S	150.798	93.723	104.609	120.134	98.396	98.253	113.982	107.997
13	T	6.0679	9.5832	3.7193	17.3640	7.4361	12.7317	12.8008	81.0023
	S	150.794	94.982	105.042	118.898	99.301	98.323	113.132	108.397
14	T	6.0534	9.6463	3.7003	17.1769	7.4560	12.7431	12.6204	80.7961
	S	151.155	94.360	105.581	120.193	99.036	98.235	114.749	108.674
15	T	6.0506	9.6338	4.0295	18.9740	9.0226			270.8534
	S	151.225	94.483	96.955	108.809	81.840			32.418
16	T			3.8186	17.3408	7.5365	12.7805	12.6210	94.7577
	S			102.310	119.057	97.978	97.948	114.744	92.662
17	T	6.0618	9.6849	3.7552	17.1103	7.3835	12.6861	12.6555	80.6875
	S	150.945	93.984	104.038	120.661	100.008	98.676	114.431	108.820
18	T	6.0740	9.6025	3.7108	17.2158	7.3691	12.6182	12.7283	80.5843
	S	150.642	94.791	105.282	119.922	100.203	99.207	113.777	108.959
19	T	6.0604	9.7698	3.7070	17.3184	7.4747			
	S	150.980	93.167	105.390	119.211	98.788			

Event: Chris Griffis Memorial OT - Indy Pro 2000

Track: Indianapolis Motor Speedway RC

2.439 mile(s)



Report: Section Data Report

Indy Pro 2000 Championship

Session: Test Session 3

October 19, 2019

Section Data for Car 18 - McElrea, Hunter (R)

Lap	T/SF to I1	I1 to I2	I2 to I3A	I3A to I4	I5 to I6	I6 to I8	I8 to SF	Lap
1	T		4.1088	19.7113	7.7756	13.2374	12.6505	100.9842
	S		95.084	104.739	94.965	94.567	114.476	86.948
2	T	6.1818	9.7266	3.8193	17.6963	7.5341	12.8207	12.5456
	S	148.015	93.581	102.291	116.665	98.009	97.640	115.433
3	T	6.1378	9.5030	3.7515	17.2716	7.4525	12.6967	12.5910
	S	149.076	95.783	104.140	119.534	99.082	98.594	115.017
4	T	6.1222	9.5736	3.8592	17.3838	7.3964	12.6704	12.4669
	S	149.456	95.077	101.234	118.763	99.834	98.799	116.162
5	T	6.0834	9.4439	3.7794	17.3996	7.3768		178.8015
	S	150.409	96.383	103.371	118.655	100.099		49.107
6	T			4.2618	20.9783	8.3763		139.8349
	S			91.671	98.413	88.155		62.791
7	T			3.8119	18.0435	7.7551	13.0064	12.5212
	S			102.490	114.420	95.216	96.246	115.658
8	T	6.0937	9.5876	3.7346	17.2100	7.3514	12.4823	12.5058
	S	150.155	94.938	104.611	119.962	100.445	100.287	115.801
9	T	6.0796	9.5690	3.7909	17.2784	7.3880	12.5947	12.4486
	S	150.503	95.123	103.058	119.487	99.947	99.392	116.333
10	T	6.0538	9.5250	3.7279	17.0233	7.3758	12.5187	12.5473
	S	151.145	95.562	104.799	121.278	100.112	99.996	115.418
11	T	6.0405	9.4225	3.7538	17.2128	7.5215	13.0255	12.4322
	S	151.478	96.601	104.076	119.942	98.173	96.105	116.486
12	T	6.0500	9.4449	3.7806	17.1618	7.4917	13.6185	12.5121
	S	151.240	96.372	103.339	120.299	98.564	91.920	115.743
13	T	6.0942	9.4444	3.7429	18.2631	7.7754		
	S	150.143	96.377	104.379	113.045	94.967		

Event: Chris Griffis Memorial OT - Indy Pro 2000

Track: Indianapolis Motor Speedway RC

2.439 mile(s)



Report: Section Data Report

Indy Pro 2000 Championship

Session: Test Session 3

October 19, 2019

Section Data for Car 19 - Kaminsky, Colin (R)

Lap	T/SF to I1	I1 to I2	I2 to I3A	I3A to I4	I5 to I6	I6 to I8	I8 to SF	Lap
1	T		4.6087	20.5794	7.9844	13.4591	12.6762	102.2111
	S		84.771	100.321	92.481	93.009	114.244	85.905
2	T	6.1537	9.8838	3.8058	17.4133	7.4851	12.7966	81.6195
	S	148.691	92.093	102.654	118.561	98.651	97.824	115.556
3	T	6.1130	9.5263	3.7731	17.3299	7.4375	12.6494	80.8083
	S	149.681	95.549	103.544	119.132	99.282	98.963	115.004
4	T	6.0942	9.4619	3.7768	17.4206	7.3934	12.6933	80.7229
	S	150.143	96.199	103.443	118.512	99.874	98.620	115.174
5	T	6.0663	9.3976	3.7613	17.2265	7.4735		197.8063
	S	150.833	96.857	103.869	119.847	98.804		44.389
6	T			4.1739	18.4936	7.8914	13.1295	98.9252
	S			93.601	111.636	93.571	95.344	113.507
7	T	6.0951	10.0289	3.7614	17.3738	7.4722	12.6039	81.6552
	S	150.121	90.760	103.866	118.831	98.821	99.320	115.239
8	T	6.1038	9.4586	3.7200	17.3661	7.4052	13.1870	81.1416
	S	149.907	96.233	105.022	118.884	99.715	94.928	115.392
9	T	6.1091	9.4891	3.7589	17.3205	7.4292	12.6831	80.5931
	S	149.777	95.923	103.935	119.197	99.393	98.700	115.089
10	T	6.1159	9.5820	3.9438	17.2065	7.3726	12.7483	80.6763
	S	149.610	94.993	99.062	119.986	100.156	98.195	115.567
11	T	6.1097	9.4659	3.7045	17.3054	7.4912	12.7025	80.7296
	S	149.762	96.159	105.461	119.301	98.570	98.549	114.593
12	T	6.1119	9.4761	3.7500	17.3034	7.4685	12.6126	80.5952
	S	149.708	96.055	104.182	119.314	98.870	99.251	114.760
13	T	6.1279	9.4268	3.7408	17.3750	7.4523		593.6110
	S	149.317	96.557	104.438	118.823	99.085		14.792
14	T			3.8615	17.6893	8.4081	15.8365	99.8177
	S			101.174	116.712	87.821	79.046	114.896
15	T	6.1217	9.5721	3.7547	17.3708	7.5221	12.7279	81.0770
	S	149.468	95.092	104.051	118.851	98.165	98.352	114.699
16	T	6.1177	9.4535	3.7441	17.4435	7.4497	12.7100	80.8079
	S	149.566	96.285	104.346	118.356	99.119	98.491	115.075
17	T	6.1056	9.5941	3.7228	17.4531	7.3998	12.9566	81.0567
	S	149.862	94.874	104.943	118.291	99.788	96.616	115.233
18	T	6.0998	9.4134	3.6883	17.4437	7.3981	12.7789	80.9320
	S	150.005	96.695	105.925	118.355	99.811	97.960	114.378
19	T	6.1073	9.4220	3.7396	17.3747	7.3635	12.7529	80.6445
	S	149.821	96.607	104.472	118.825	100.280	98.159	115.443

Event: Chris Griffis Memorial OT - Indy Pro 2000

Track: Indianapolis Motor Speedway RC

2.439 mile(s)



Report: Section Data Report

Indy Pro 2000 Championship

Session: Test Session 3

October 19, 2019

Section Data for Car 19 - Kaminsky, Colin (R)

Lap	T/SF to I1	I1 to I2	I2 to I3A	I3A to I4	I5 to I6	I6 to I8	I8 to SF	Lap	
20	T	6.1070	9.4241	3.7594	17.3807	7.4625	12.7098	12.6644	80.8152
	S	149.828	96.585	103.921	118.784	98.949	98.492	114.351	108.648
21	T	6.1135	9.4054	3.7534	17.3452	7.3854	12.6464	12.5613	80.4571
	S	149.669	96.777	104.087	119.027	99.982	98.986	115.289	109.131
22	T	6.0972	9.5921	3.8706	17.2326	7.3326	12.8501	12.5612	80.8006
	S	150.069	94.893	100.936	119.805	100.702	97.417	115.290	108.668
23	T	6.0912	9.4071	3.7413	17.2597	7.4758	12.6803	12.5895	80.5247
	S	150.217	96.760	104.424	119.617	98.773	98.721	115.031	109.040
24	T	6.0939	9.5566	3.7966	17.3585	7.4358			106.5393
	S	150.150	95.246	102.903	118.936	99.305			82.415

Event: Chris Griffis Memorial OT - Indy Pro 2000

Track: Indianapolis Motor Speedway RC

2.439 mile(s)



Report: Section Data Report

Indy Pro 2000 Championship

Session: Test Session 3

October 19, 2019

Section Data for Car 2 - Locke, Parker

Lap	T/SF to I1	I1 to I2	I2 to I3A	I3A to I4	I5 to I6	I6 to I8	I8 to SF	Lap	
1	T	6.0990	9.8393	3.8012	17.4924	7.6737	13.0868	12.8052	82.3576
	S	150.025	92.509	102.779	118.025	96.226	95.655	113.093	106.613
2	T	6.1524	9.6849	3.7491	17.8352	7.7487	13.0238	12.7727	83.0978
	S	148.722	93.984	104.207	115.757	95.295	96.118	113.381	105.663
3	T	6.0998	9.6545	3.7813	17.5137	7.5538	12.8982	12.7365	81.8643
	S	150.005	94.280	103.319	117.882	97.753	97.054	113.703	107.256
4	T	6.0984	9.6481	3.7831	17.3584	7.5986	12.8706	12.6603	81.5763
	S	150.039	94.343	103.270	118.936	97.177	97.262	114.388	107.634
5	T	6.0697	9.6303	3.8193	17.4759	7.6032	12.9825	12.6878	81.8907
	S	150.749	94.517	102.291	118.137	97.118	96.424	114.140	107.221
6	T	6.1099	9.5553	3.7857	17.7026	7.7210			99.8816
	S	149.757	95.259	103.199	116.624	95.636			87.908
7	T			4.2832	20.2250	7.7240	12.9533	12.7150	265.6000
	S			91.213	102.079	95.599	96.641	113.896	33.059
8	T	6.0982	9.7134	3.7293	17.5506	7.5992	12.8067	12.7756	81.7725
	S	150.044	93.708	104.760	117.634	97.169	97.747	113.355	107.376
9	T	6.1148	9.4994	3.7486	17.4730	7.5861	12.8799	12.7629	81.5636
	S	149.637	95.819	104.221	118.156	97.337	97.192	113.468	107.651
10	T	6.1118	9.5470	3.8446	17.4713	7.5839	12.8111	12.8356	81.6565
	S	149.710	95.342	101.618	118.168	97.365	97.714	112.825	107.528
11	T	6.1217	9.7941	3.8040	17.5927	7.7492			472.2826
	S	149.468	92.936	102.703	117.352	95.288			18.591
12	T								620.2773
	S								14.156

Event: Chris Griffis Memorial OT - Indy Pro 2000

Track: Indianapolis Motor Speedway RC

2.439 mile(s)



Report: Section Data Report

Indy Pro 2000 Championship

Session: Test Session 3

October 19, 2019

Section Data for Car 3 - Comeau, Antoine

Lap	T/SF to I1	I1 to I2	I2 to I3A	I3A to I4	I5 to I6	I6 to I8	I8 to SF	Lap	
1	T		4.0845	20.1800	8.1484	13.5210	13.1077	101.4706	
	S		95.650	102.307	90.620	92.583	110.483	86.531	
2	T	6.2223	9.9702	3.8635	17.5326	7.9489	12.9323	12.8430	83.4618
	S	147.052	91.295	101.121	117.755	92.894	96.798	112.760	105.203
3	T	6.1567	9.6739	3.8223	17.4233	7.6750	13.0408	12.9287	82.1865
	S	148.619	94.091	102.211	118.493	96.210	95.992	112.013	106.835
4	T	6.1536	9.6036	3.8576	17.3645	7.6661	13.0019	12.8610	82.0188
	S	148.693	94.780	101.276	118.895	96.321	96.280	112.603	107.054
5	T	6.1117	9.5902	3.8564	17.3661	7.6947	13.1104	12.7988	82.0184
	S	149.713	94.912	101.307	118.884	95.963	95.483	113.150	107.054
6	T	6.0810	9.5317	3.8524	17.6434	7.7385	13.0578	12.8010	82.2801
	S	150.469	95.495	101.413	117.015	95.420	95.867	113.130	106.714
7	T	6.0870	9.6484	3.8523	17.4765	7.7343	13.1323	12.8721	82.4326
	S	150.320	94.340	101.415	118.133	95.472	95.324	112.505	106.516
8	T	6.1113	9.5623	4.1077	18.1957	7.9149			353.5500
	S	149.723	95.189	95.110	113.463	93.294			24.835
9	T			3.9942	18.6110	7.6879	12.8487	12.7741	98.6067
	S			97.812	110.931	96.048	97.428	113.369	89.045
10	T	6.1666	9.5676	3.7998	17.3889	7.5548	12.8394	12.8764	81.6605
	S	148.380	95.136	102.816	118.728	97.740	97.498	112.468	107.523
11	T	6.1297	9.5216	3.8135	17.4827	7.6403	12.8971	12.7970	81.6826
	S	149.273	95.596	102.447	118.091	96.647	97.062	113.166	107.494
12	T	6.1426	9.5550	3.8659	17.3872	7.6317			495.9983
	S	148.960	95.262	101.058	118.739	96.756			17.702
13	T			4.0508	18.7919	7.8858	13.0176	12.8115	97.1494
	S			96.446	109.864	93.638	96.164	113.038	90.380
14	T	6.1463	9.5347	4.0967	17.8131	7.6521	12.8607	12.7192	82.2553
	S	148.870	95.465	95.365	115.900	96.498	97.337	113.858	106.746
15	T	6.1179	9.5117	3.8349	17.5189	7.6031	12.9188	12.8322	81.9348
	S	149.561	95.696	101.875	117.847	97.119	96.899	112.855	107.163
16	T	6.0771	9.6375	3.8437	17.4327	7.6322			182.9242
	S	150.565	94.446	101.642	118.429	96.749			48.000
17	T			4.2934	19.8640	8.1822	13.5595	12.8191	101.9848
	S			90.996	103.934	90.246	92.320	112.971	86.095
18	T	6.1609	9.9750	3.8009	17.2935	7.5786	12.7541	12.7158	81.7977
	S	148.517	91.251	102.787	119.383	97.433	98.150	113.888	107.343
19	T	6.1113	9.6003	3.7746	17.1443	7.5312	13.0057	12.7462	81.3968
	S	149.723	94.812	103.503	120.422	98.047	96.252	113.617	107.872

Event: Chris Griffis Memorial OT - Indy Pro 2000

Track: Indianapolis Motor Speedway RC

2.439 mile(s)



Report: Section Data Report

Indy Pro 2000 Championship

Session: Test Session 3

October 19, 2019

Section Data for Car 3 - Comeau, Antoine

Lap	T/SF to I1	I1 to I2	I2 to I3A	I3A to I4	I5 to I6	I6 to I8	I8 to SF	Lap	
20	T	6.1391	9.6728	3.7946	17.2034	7.5238	12.9157	12.9457	81.5699
	S	149.045	94.102	102.957	120.008	98.143	96.922	111.866	107.643
21	T	6.1078	9.5811	3.7809	17.2646	7.5689	12.8848	12.7959	81.3912
	S	149.808	95.002	103.330	119.583	97.558	97.155	113.175	107.879
22	T	6.0860	9.5796	3.7873	17.1740	7.5001	12.8162	12.7545	81.0612
	S	150.345	95.017	103.156	120.213	98.453	97.675	113.543	108.318
23	T	6.0968	9.5119	3.7814	19.8129	8.0886			
	S	150.079	95.694	103.317	104.202	91.290			

Event: Chris Griffis Memorial OT - Indy Pro 2000

Track: Indianapolis Motor Speedway RC

2.439 mile(s)



Report: Section Data Report

Indy Pro 2000 Championship

Session: Test Session 3

October 19, 2019

Section Data for Car 4 - Bogle, Christian (R)

Lap	T/SF to I1	I1 to I2	I2 to I3A	I3A to I4	I5 to I6	I6 to I8	I8 to SF	Lap
1	T		4.3128	19.1539	8.0372	13.4845	12.9238	100.8252
	S		90.587	107.787	91.874	92.834	112.055	87.085
2	T	6.1098	10.0757	3.7927	17.7815	7.8352	12.9730	83.1853
	S	149.759	90.339	103.009	116.106	94.243	96.494	114.367
3	T	6.0556	9.7271	3.7108	17.5442	7.5643	12.8576	81.7419
	S	151.100	93.576	105.282	117.677	97.618	97.360	114.767
4	T	6.0647	9.6564	3.7227	17.6021	7.5008	12.6827	81.4694
	S	150.873	94.262	104.946	117.290	98.444	98.703	114.377
5	T	6.0425	9.5907	3.7105	17.5389	7.5849	12.8819	81.6734
	S	151.427	94.907	105.291	117.712	97.353	97.177	114.483
6	T	6.0603	9.6427	3.7481	17.4812	7.6084	12.7813	81.4246
	S	150.983	94.395	104.235	118.101	97.052	97.941	114.566
7	T	6.0561	9.4945	3.8472	17.4364	7.5697	12.8483	81.7348
	S	151.087	95.869	101.550	118.404	97.548	97.431	112.139
8	T	6.0491	9.8287	3.7980	18.7342	7.6909		673.6068
	S	151.262	92.609	102.865	110.202	96.011		13.035
9	T			6.1197	22.9534	8.2675	14.4628	108.5069
	S			63.840	89.945	89.315	86.554	109.972
10	T	6.0707	10.2446	3.9073	18.1338	7.5803	13.1146	83.6355
	S	150.724	88.849	99.988	113.851	97.412	95.452	114.874
11	T	6.0471	9.9025	3.7603	17.4896	7.6062	12.8718	81.8881
	S	151.312	91.919	103.896	118.044	97.080	97.253	114.648
12	T	6.0531	9.6507	3.7032	17.5490	7.4760	13.0399	81.8336
	S	151.162	94.317	105.498	117.645	98.771	95.999	113.906
13	T	6.0074	9.9434	3.7258	17.3441	7.5255	12.8312	81.8075
	S	152.312	91.541	104.859	119.034	98.121	97.560	114.569
14	T	6.0194	9.6970	3.7705	17.3832	7.5591	12.8183	81.3634
	S	152.009	93.867	103.615	118.767	97.685	97.659	114.474
15	T	6.0244	9.7108	3.7447	17.3530	7.5862	12.9103	81.5532
	S	151.882	93.734	104.329	118.973	97.336	96.963	114.022
16	T	6.0471	9.6284	3.7171	17.4647	7.5204	12.9658	81.6082
	S	151.312	94.536	105.104	118.212	98.187	96.548	114.062
17	T	6.0614	9.8315	3.7397	17.4805	7.8470		
	S	150.955	92.583	104.469	118.106	94.101		

Event: Chris Griffis Memorial OT - Indy Pro 2000

Track: Indianapolis Motor Speedway RC

2.439 mile(s)



Report: Section Data Report

Indy Pro 2000 Championship

Session: Test Session 3

October 19, 2019

Section Data for Car 5 - Petrov, Artem

Lap	T/SF to I1	I1 to I2	I2 to I3A	I3A to I4	I5 to I6	I6 to I8	I8 to SF	Lap	
1	T	6.0960	9.8091	3.7742	17.4235	7.4998	13.0098	12.5574	81.9248
	S	150.098	92.794	103.514	118.492	98.457	96.221	115.325	107.176
2	T	6.0438	9.6777	3.8699	17.2258	7.5437	12.8863	12.5193	81.1436
	S	151.395	94.054	100.954	119.852	97.884	97.143	115.676	108.208
3	T	6.0172			17.9787	7.6716	12.9195	12.5069	88.7209
	S	152.064			114.833	96.252	96.894	115.791	98.967
4	T	6.0264	9.6975	3.6639	17.2191	7.5487	12.9623	12.5754	81.2254
	S	151.832	93.862	106.630	119.899	97.819	96.574	115.160	108.099
5	T	6.0128	10.1849	3.8038	17.3029	7.6413	12.7486	12.5448	81.6987
	S	152.175	89.370	102.708	119.318	96.634	98.193	115.441	107.473
6	T	6.0095	9.7503	3.6870	17.3913	7.4804	12.8233	12.5181	81.0651
	S	152.259	93.354	105.962	118.711	98.713	97.621	115.687	108.313
7	T	6.0386	9.7407	3.7171	17.3426	7.5720	13.0259	12.5791	81.4534
	S	151.525	93.446	105.104	119.045	97.518	96.102	115.126	107.797
8	T	6.0458	9.7024	3.7253	17.4410	7.5516			95.5548
	S	151.345	93.815	104.873	118.373	97.782			91.889
9	T			4.0149	18.3249	7.8739	13.1087	13.1363	1014.7853
	S			97.308	112.663	93.779	95.495	110.243	8.652
10	T	6.4472	10.0168	3.7180	17.2343	7.5367	13.1140	12.4718	82.2818
	S	141.922	90.870	105.078	119.793	97.975	95.457	116.117	106.711
11	T	6.0221	9.5688	3.6848	17.0528	7.4999	12.7796	12.4863	80.4747
	S	151.940	95.124	106.025	121.068	98.456	97.954	115.982	109.108
12	T	6.0353	9.4210	3.7136	17.1939	7.4934	12.6306	12.5422	80.1764
	S	151.608	96.617	105.203	120.074	98.541	99.110	115.465	109.514
13	T	6.0155			17.6310	7.7506	13.5696	12.4775	86.5090
	S	152.107			117.097	95.271	92.252	116.063	101.497
14	T	6.0410	9.5606	3.6944	17.2705	7.4686	12.6299	12.6051	80.5091
	S	151.465	95.206	105.750	119.542	98.868	99.115	114.889	109.061
15	T	6.0403	9.6473	3.6826	17.2654	7.4570	12.6943	12.5528	80.7345
	S	151.483	94.350	106.089	119.577	99.022	98.613	115.367	108.756
16	T	6.0379	9.5644	3.7207	17.2170	7.4820	12.6979	12.6190	80.7409
	S	151.543	95.168	105.002	119.913	98.691	98.585	114.762	108.748
17	T	6.0866	11.1837	4.1701	18.0289	7.8991	14.1206	12.4742	87.6573
	S	150.330	81.389	93.686	114.513	93.480	88.652	116.094	100.167
18	T	6.0495	9.6323	3.6711	17.2439	7.4375	12.6574	12.5283	80.5921
	S	151.252	94.497	106.421	119.726	99.282	98.900	115.593	108.949
19	T	6.0460	9.6888	3.6644	18.5242	9.9333	13.5325	12.5706	85.7543
	S	151.340	93.946	106.615	111.451	74.337	92.505	115.204	102.390

Event: Chris Griffis Memorial OT - Indy Pro 2000

Track: Indianapolis Motor Speedway RC

2.439 mile(s)



Report: Section Data Report

Indy Pro 2000 Championship

Session: Test Session 3

October 19, 2019

Section Data for Car 5 - Petrov, Artem

Lap	T/SF to I1	I1 to I2	I2 to I3A	I3A to I4	I5 to I6	I6 to I8	I8 to SF	Lap	
20	T	6.0247	9.5514	3.7215	17.2214	7.4549	12.7900	12.5293	80.6779
	S	151.875	95.298	104.980	119.883	99.050	97.875	115.584	108.833
21	T	6.0096	9.5142	3.7006	17.2034	8.1944			102.9385
	S	152.256	95.670	105.573	120.008	90.111			85.298

Event: Chris Griffis Memorial OT - Indy Pro 2000

Track: Indianapolis Motor Speedway RC

2.439 mile(s)



Report: Section Data Report

Indy Pro 2000 Championship

Session: Test Session 3

October 19, 2019

Section Data for Car 51 - Abel, Jacob

Lap	T/SF to I1	I1 to I2	I2 to I3A	I3A to I4	I5 to I6	I6 to I8	I8 to SF	Lap
1	T		3.8907	17.9673	7.8531	13.8016	12.7515	97.4816
	S		100.414	114.906	94.028	90.701	113.570	90.072
2	T	6.1097	10.0108	3.7531	17.3498	7.6031	13.0240	82.0613
	S	149.762	90.925	104.096	118.995	97.119	96.116	114.778
3	T	6.0480	9.7665	3.7032	17.3731	7.5452	12.9366	81.7184
	S	151.290	93.199	105.498	118.836	97.865	96.766	114.380
4	T	6.1224	9.6531	3.7595	17.3441	7.4799	12.7845	81.2790
	S	149.451	94.294	103.919	119.034	98.719	97.917	114.435
5	T	6.1056	9.5290	3.7344	17.1973	7.4425	12.7655	80.8843
	S	149.862	95.522	104.617	120.051	99.215	98.063	114.121
6	T	6.0918	9.4670	3.8033	17.3193	7.5029		519.1686
	S	150.202	96.147	102.722	119.205	98.416		16.912
7	T			3.8996	17.5313	7.5327	12.8846	96.7524
	S			100.185	117.763	98.027	97.156	115.068
8	T	6.0764	9.4748	3.7088	17.2098	7.4840	13.0040	80.8408
	S	150.583	96.068	105.339	119.963	98.665	96.264	115.330
9	T	5.9947	9.7878	3.7219	17.4881	7.4090	12.7935	81.3531
	S	152.635	92.996	104.968	118.054	99.664	97.848	113.746
10	T	6.1390	9.5615	3.7294	17.3418	7.5179		557.5040
	S	149.047	95.197	104.757	119.050	98.220		15.749
11	T			3.7393	17.4363	7.4846	12.8597	93.5252
	S			104.480	118.405	98.657	97.344	114.588
12	T	6.1222	9.5497	3.7313	17.4706	7.4447		189.8718
	S	149.456	95.315	104.704	118.173	99.186		46.244
13	T			4.8463	19.5429	7.9404	13.2913	106.2533
	S			80.614	105.642	92.994	94.183	114.133
14	T	6.0930	9.8159	3.7287	17.4420	7.4732	12.7976	81.5576
	S	150.172	92.730	104.777	118.366	98.808	97.817	114.408
15	T	6.0899	9.5408	3.6877	17.4832	7.4999	12.8053	81.0700
	S	150.249	95.404	105.942	118.087	98.456	97.758	114.771
16	T	6.0844	9.3788	3.6902	17.7549	7.4831	12.8082	81.0831
	S	150.385	97.052	105.870	116.280	98.677	97.736	114.655
17	T	6.0996	9.5065	3.7019	17.3513	7.5096	12.7087	80.7232
	S	150.010	95.748	105.535	118.985	98.329	98.501	114.899
18	T	6.0959	9.5865	3.7763	17.1597	7.4664	12.8418	80.7814
	S	150.101	94.949	103.456	120.314	98.898	97.480	114.873
19	T	6.0951	9.6113	3.8145	17.3257	7.4926		
	S	150.121	94.704	102.420	119.161	98.552		

Event: Chris Griffis Memorial OT - Indy Pro 2000

Track: Indianapolis Motor Speedway RC

2.439 mile(s)



Report: Section Data Report

Indy Pro 2000 Championship

Session: Test Session 3

October 19, 2019

Section Data for Car 6 - de la Vara, Moises

Lap	T/SF to I1	I1 to I2	I2 to I3A	I3A to I4	I5 to I6	I6 to I8	I8 to SF	Lap	
1	T		4.1729	18.5624	7.7941	14.8444	12.9044	102.0865	
	S		93.624	111.222	94.739	84.329	112.224	86.009	
2	T	6.2126	10.0885	3.7907	17.4535	7.5291	13.0179	12.6971	82.3748
	S	147.281	90.224	103.063	118.288	98.074	96.161	114.056	106.591
3	T	6.1326	9.7730	3.9053	17.2601	7.5817	13.9710	12.7371	82.8562
	S	149.203	93.137	100.039	119.614	97.394	89.601	113.698	105.972
4	T	6.1063	9.7156	3.8033	17.3561	7.4431	12.7597	12.7782	81.4304
	S	149.845	93.687	102.722	118.952	99.207	98.107	113.332	107.827
5	T	6.1234	9.7208	3.7982	17.5238	7.5570	13.1342	12.7991	82.0686
	S	149.427	93.637	102.860	117.814	97.712	95.310	113.147	106.989
6	T	6.1548	9.7343	3.8726	17.4800	7.5230	13.0144	12.8997	82.0879
	S	148.664	93.507	100.884	118.109	98.154	96.187	112.265	106.963
7	T	6.1696	9.6089	3.7855	17.6342	7.6576			187.4266
	S	148.308	94.728	103.205	117.076	96.428			46.847
8	T			3.8005	17.7237	7.6430			
	S			102.797	116.485	96.612			

Event: Chris Griffis Memorial OT - Indy Pro 2000

Track: Indianapolis Motor Speedway RC

2.439 mile(s)



Report: Section Data Report

Indy Pro 2000 Championship

Session: Test Session 3

October 19, 2019

Section Data for Car 68 - Hyman, Raoul (R)

Lap	T/SF to I1	I1 to I2	I2 to I3A	I3A to I4	I5 to I6	I6 to I8	I8 to SF	Lap	
1	T		4.2139	18.8859	7.6527	12.8585	12.8170	101.8546	
	S		92.713	109.317	96.490	97.353	112.989	86.205	
2	T	6.0862	9.5399	3.7860	17.2293	7.3446	12.4265	12.7337	80.3983
	S	150.340	95.413	103.191	119.828	100.538	100.738	113.728	109.211
3	T	6.0365	9.4259	3.7681	17.0953	7.3200	12.6137	12.5356	79.9778
	S	151.578	96.567	103.681	120.767	100.876	99.243	115.526	109.785
4	T	5.9893	9.5476	3.7692	17.2151	7.4407	12.6788	12.4706	80.3703
	S	152.772	95.336	103.651	119.926	99.239	98.733	116.128	109.249
5	T	5.9656	9.4029	3.7882	17.2316	7.4036	12.7155	12.5786	80.5832
	S	153.379	96.803	103.131	119.812	99.736	98.448	115.131	108.961
6	T	6.1826	10.5990	3.7886	17.3603	7.4695	13.1736	12.5570	82.6814
	S	147.996	85.879	103.120	118.923	98.857	95.025	115.329	106.196
7	T	5.9946	9.3995	3.8241	17.2361	7.4672	12.6513	12.6909	80.6300
	S	152.637	96.838	102.163	119.780	98.887	98.948	114.112	108.897
8	T	5.9842			17.6038	7.4229	12.6942	12.5862	85.7251
	S	152.903			117.278	99.477	98.613	115.061	102.425
9	T	6.0707	9.4220	3.8065	18.2492	7.4326	12.8721	12.5772	81.6970
	S	150.724	96.607	102.635	113.131	99.347	97.251	115.143	107.475
10	T	6.0825	9.5496	3.7850	17.2671	7.5493	12.7868	12.5797	80.8336
	S	150.432	95.316	103.218	119.565	97.812	97.899	115.121	108.623
11	T	6.0660	9.5612	4.4616	17.4731	7.4898			685.5193
	S	150.841	95.200	87.565	118.156	98.589			12.808
12	T			4.3392	20.3833	8.1230	15.4163	12.7592	102.9828
	S			90.035	101.286	90.903	81.201	113.501	85.261
13	T	6.0540			18.1917	7.5878	13.7780	12.4391	86.7844
	S	151.140			113.488	97.315	90.856	116.422	101.175
14	T	5.9985	9.4967	3.7088	17.3514	7.4604	12.6178	12.5775	80.3585
	S	152.538	95.847	105.339	118.984	98.977	99.210	115.141	109.265
15	T	5.9992	9.3600	3.7237	17.1501	7.4259	12.5582	12.5644	79.9987
	S	152.520	97.247	104.918	120.381	99.437	99.681	115.261	109.757
16	T	5.9938	9.4107	3.7415	17.1533	7.5708	14.2403	12.5129	81.7988
	S	152.658	96.723	104.419	120.358	97.534	87.907	115.735	107.341
17	T	6.0111	9.3102	3.7380	17.2315	7.4219	12.5814	12.5308	79.9868
	S	152.218	97.767	104.516	119.812	99.491	99.498	115.570	109.773
18	T	5.9984	9.3710	3.7334	17.3145	7.5572			296.0194
	S	152.541	97.132	104.645	119.238	97.709			29.662

Event: Chris Griffis Memorial OT - Indy Pro 2000

Track: Indianapolis Motor Speedway RC

2.439 mile(s)



Report: Section Data Report

Indy Pro 2000 Championship

Session: Test Session 3

October 19, 2019

Section Data for Car 7 - Enders, Kory

Lap	T/SF to I1	I1 to I2	I2 to I3A	I3A to I4	I5 to I6	I6 to I8	I8 to SF	Lap	
1	T		4.3399	19.1502	7.7879	13.3654	12.7941	108.8134	
	S		90.021	107.808	94.815	93.661	113.191	80.692	
2	T	6.1625	9.9532	3.7866	17.3328	7.5689	13.0545	12.6333	82.1760
	S	148.479	91.451	103.175	119.112	97.558	95.892	114.632	106.849
3	T	6.1057	9.5016	3.8306	17.3546	7.4506	12.7357	12.7531	81.0593
	S	149.860	95.797	101.990	118.962	99.107	98.292	113.555	108.321
4	T	6.1061	9.7537	3.9337	17.3846	7.5025	21.6162	12.9379	90.6461
	S	149.850	93.321	99.317	118.757	98.422	57.911	111.933	96.865
5	T	6.0987	9.8011	3.8192	17.5258	7.4158	12.8937	12.8645	81.8898
	S	150.032	92.870	102.294	117.800	99.572	97.088	112.572	107.222
6	T	6.1255	9.6069	3.8012	17.4488	7.5124	12.9434	12.7758	81.6270
	S	149.376	94.747	102.779	118.320	98.292	96.715	113.354	107.567
7	T	6.1572	9.6813	3.8803	17.4561	7.4972			301.3006
	S	148.607	94.019	100.683	118.271	98.491			29.142
8	T			3.7761	17.4594	7.4733	12.9117	12.8139	95.8557
	S			103.462	118.248	98.806	96.952	113.016	91.600
9	T	6.1686	9.5275	3.7505	17.4081	7.5485	13.3837	12.7935	82.3591
	S	148.332	95.537	104.168	118.597	97.822	93.533	113.197	106.611
10	T	6.1627	10.5101	3.8049	18.5080	7.6687			450.7397
	S	148.474	86.605	102.679	111.549	96.289			19.480
11	T			4.2759	18.7795	7.9957	13.4367	13.0489	100.9937
	S			91.368	109.936	92.351	93.164	110.981	86.940
12	T	7.3307	10.7220	3.7787	17.5801	7.4731	12.6868	12.7040	84.0521
	S	124.818	84.893	103.391	117.437	98.809	98.671	113.994	104.464
13	T	6.1233			17.9913	7.4744	12.7107	12.6626	89.0975
	S	149.429			114.752	98.792	98.485	114.367	98.548
14	T	6.0911	9.6490	3.7874	17.1846	7.4911	12.6839	12.7055	80.9932
	S	150.219	94.334	103.153	120.139	98.572	98.693	113.981	108.409
15	T	6.0814	9.6016	3.7604	17.2306	7.3970	12.7469	12.8515	80.9534
	S	150.459	94.800	103.894	119.819	99.825	98.206	112.686	108.462
16	T	6.0982	9.5548	3.7179	17.2055	7.4350	12.8054	12.7204	80.9057
	S	150.044	95.264	105.081	119.993	99.315	97.757	113.847	108.526
17	T	6.0833	9.4395	4.0450	19.0098	7.4471	12.9202	12.7463	83.3148
	S	150.412	96.427	96.584	108.604	99.154	96.888	113.616	105.388
18	T	6.1107	9.5011	3.7559	17.2549	7.4257	12.8409	12.7515	81.0797
	S	149.737	95.802	104.018	119.650	99.440	97.487	113.570	108.293
19	T	6.1185	9.5223	3.7456	17.2807	7.3820	12.7971	12.7926	80.8792
	S	149.546	95.589	104.304	119.471	100.028	97.820	113.205	108.562

Event: Chris Griffis Memorial OT - Indy Pro 2000

Track: Indianapolis Motor Speedway RC

2.439 mile(s)



Report: Section Data Report

Indy Pro 2000 Championship

Session: Test Session 3

October 19, 2019

Section Data for Car 7 - Enders, Kory

Lap	T/SF to I1	I1 to I2	I2 to I3A	I3A to I4	I5 to I6	I6 to I8	I8 to SF	Lap	
20	T	6.1105	9.5413	3.7356	17.2476	7.3603	12.7842	12.6881	80.7265
	S	149.742	95.399	104.583	119.700	100.323	97.919	114.137	108.767
21	T	6.0933	9.5379	3.7542	17.3699	7.3848	12.7031	12.6903	80.8670
	S	150.165	95.433	104.065	118.858	99.990	98.544	114.117	108.578
22	T	6.1074	9.4848	3.7310	17.2797	8.3138			102.1863
	S	149.818	95.967	104.712	119.478	88.817			85.925

Event: Chris Griffis Memorial OT - Indy Pro 2000

Track: Indianapolis Motor Speedway RC

2.439 mile(s)



Report: Section Data Report

Indy Pro 2000 Championship

Session: Test Session 3

October 19, 2019

Section Data for Car 9 - Round-Garrido, Matt

Lap	T/SF to I1	I1 to I2	I2 to I3A	I3A to I4	I5 to I6	I6 to I8	I8 to SF	Lap	
1	T	6.1285	9.7931	3.7509	17.2908	7.6014	12.8680	12.6137	81.6914
	S	149.302	92.946	104.157	119.401	97.141	97.281	114.810	107.483
2	T	6.0094	9.6781	3.7805	17.2349	7.5674	15.9667	12.6814	84.5827
	S	152.261	94.050	103.341	119.789	97.578	78.402	114.197	103.808
3	T	6.0663	9.5084	3.7480	17.2723	7.4960	12.8399	12.6775	80.9657
	S	150.833	95.729	104.237	119.529	98.507	97.494	114.232	108.446
4	T	6.0441	9.5945	3.7900	17.1956	7.4550	12.9327	12.6811	81.0974
	S	151.387	94.870	103.082	120.062	99.049	96.795	114.200	108.270
5	T	6.0022	9.6256	3.7869	17.2117	7.6857			96.1806
	S	152.444	94.563	103.167	119.950	96.076			91.291
6	T			3.7609	17.7231	7.5651	16.7815	12.7768	277.6086
	S			103.880	116.489	97.607	74.595	113.345	31.629
7	T	6.1070	9.6454	3.7751	17.4281	7.5019	12.9031	12.7704	81.5212
	S	149.828	94.369	103.489	118.461	98.430	97.017	113.401	107.707
8	T	6.0739	9.5754	3.8055	20.9467	7.5534	16.1392	12.6137	89.2670
	S	150.645	95.059	102.662	98.562	97.759	77.564	114.810	98.361
9	T	6.1109	9.7770	3.8666	20.6336	7.5431	12.9346	12.5696	85.7924
	S	149.732	93.099	101.040	100.057	97.892	96.781	115.213	102.345
10	T	6.0558	9.4966	3.7699	17.2402	7.6871	12.9863	12.6496	81.2619
	S	151.095	95.848	103.632	119.752	96.058	96.395	114.484	108.051
11	T	6.0209	9.6522	3.7639	17.3414	7.4968	13.0254	12.5933	81.2672
	S	151.971	94.303	103.797	119.053	98.497	96.106	114.996	108.044
12	T	5.9376	9.9380	3.7666	17.5468	7.7643			101.8536
	S	154.103	91.591	103.723	117.659	95.103			86.206
13	T			4.2739	18.9891	8.5459	15.2235	12.7543	471.8962
	S			91.411	108.723	86.405	82.229	113.545	18.607
14	T	6.0879			21.6733	7.6400	13.0381	12.5693	94.3685
	S	150.298			95.258	96.650	96.012	115.216	93.044
15	T	6.0569	9.5235	3.7783	17.0917	7.3090	12.7384	12.5466	80.2501
	S	151.067	95.577	103.401	120.792	101.027	98.271	115.424	109.413
16	T	6.0648	9.3933	3.7154	17.2135	7.4073	12.7072	12.6476	80.3506
	S	150.871	96.902	105.152	119.938	99.687	98.513	114.502	109.276
17	T	6.0524	9.4953	3.7580	17.1726	7.3601	12.5899	12.6541	80.2731
	S	151.180	95.861	103.960	120.223	100.326	99.430	114.444	109.382
18	T	6.0542	9.4415	3.7668	17.0753	7.4335	12.7574	12.8029	80.5241
	S	151.135	96.407	103.717	120.908	99.335	98.125	113.114	109.041
19	T	6.7170	10.2794	3.8078	21.5638	7.5582	12.8014	12.6135	87.9082
	S	136.222	88.549	102.600	95.741	97.696	97.788	114.812	99.881

Event: Chris Griffis Memorial OT - Indy Pro 2000

Track: Indianapolis Motor Speedway RC

2.439 mile(s)



Report: Section Data Report

Indy Pro 2000 Championship

Session: Test Session 3

October 19, 2019

Section Data for Car 9 - Round-Garrido, Matt

Lap	T/SF to I1	I1 to I2	I2 to I3A	I3A to I4	I5 to I6	I6 to I8	I8 to SF	Lap
20	T	6.0791	9.5236	3.7534	17.1796	7.3885	12.5570	80.3639
	S	150.516	95.576	104.087	120.174	99.940	99.691	109.258
21	T	6.0791	9.5085	3.7346	17.3066	7.3916	12.6927	80.8189
	S	150.516	95.728	104.611	119.292	99.898	98.625	108.643
22	T	6.0699	9.5637	3.7740	17.1386	7.4452	12.7970	80.6616
	S	150.744	95.175	103.519	120.462	99.179	97.821	108.855
23	T	6.0573	9.5672	3.7450	17.2376	7.4674		93.7162
	S	151.057	95.140	104.321	119.770	98.884		93.691
24	T							181.1726
	S							48.464

Event: Chris Griffis Memorial OT - Indy Pro 2000

Track: Indianapolis Motor Speedway RC

2.439 mile(s)



Report: Section Data Report

Indy Pro 2000 Championship

Session: Test Session 3

October 19, 2019

Section Data for Car 90 - Ritter, Kellen (R)

Lap	T/SF to I1	I1 to I2	I2 to I3A	I3A to I4	I5 to I6	I6 to I8	I8 to SF	Lap
1	T		4.5813	19.8724	8.1103	15.4023	13.2500	108.1607
	S		85.278	103.890	91.046	81.275	109.297	81.179
2	T	6.2393	10.8018	3.9701	17.8935	7.7855	13.3726	12.8466
	S	146.651	84.266	98.406	115.380	94.844	93.611	112.729
3	T	6.1404	9.7170	3.8231	17.4577	7.5726	12.8055	12.8416
	S	149.013	93.674	102.190	118.260	97.511	97.756	112.773
4	T	6.1354	9.6960	3.8034	17.3459	7.4910	12.8329	12.8047
	S	149.135	93.877	102.719	119.022	98.573	97.548	113.098
5	T	6.0856	9.6330	3.8290	17.5375	8.1139	15.0017	12.7700
	S	150.355	94.491	102.032	117.722	91.005	83.445	113.405
6	T	6.0700	9.6779	3.8157	17.5114	7.7554		162.7448
	S	150.741	94.052	102.388	117.897	95.212		53.952
7	T			3.8419	17.7913	7.6338	12.9697	12.8338
	S			101.690	116.042	96.729	96.519	112.841
8	T	6.0807	9.6037	3.7490	17.5242	7.5451	12.8436	12.6859
	S	150.476	94.779	104.210	117.811	97.866	97.466	114.157
9	T	6.0375	9.5895	3.7862	17.4959	7.5932	12.7474	12.7873
	S	151.553	94.919	103.186	118.002	97.246	98.202	113.252
10	T	6.0277	9.4121	3.8763	17.5496	8.0903	19.1145	13.0166
	S	151.799	96.708	100.787	117.641	91.271	65.491	111.257
11	T	6.0569	9.5670	3.8277	17.4099	7.6011	12.7585	12.8383
	S	151.067	95.142	102.067	118.585	97.145	98.116	112.802
12	T	6.0803	9.5411	3.8163	17.4237	7.5290	12.6414	12.8618
	S	150.486	95.401	102.372	118.491	98.075	99.025	112.596
13	T	6.0645	9.5584	3.7885	17.7401	7.6748	14.2877	12.7701
	S	150.878	95.228	103.123	116.377	96.212	87.615	113.404
14	T	6.0257	10.4228	3.8732	19.4114	8.3473		500.1445
	S	151.850	87.330	100.868	106.357	88.461		17.556
15	T			4.3251	19.6118	7.8899	14.2295	12.9678
	S			90.329	105.271	93.589	87.973	111.675
16	T	6.1039	10.7235	4.0571	17.8744	7.7206	14.5847	12.8964
	S	149.904	84.882	96.296	115.503	95.641	85.831	112.293
17	T	6.0731	9.5726	3.7722	17.2812	7.5237	12.6303	12.7958
	S	150.664	95.087	103.569	119.468	98.144	99.112	113.176
18	T	6.0754	9.4891	3.7523	17.2907	7.3834	12.6044	12.6534
	S	150.607	95.923	104.118	119.402	100.009	99.316	114.450
19	T	6.0491	9.4123	3.6906	17.4169	7.5689	12.9294	12.6788
	S	151.262	96.706	105.859	118.537	97.558	96.820	114.221

Event: Chris Griffis Memorial OT - Indy Pro 2000

Track: Indianapolis Motor Speedway RC

2.439 mile(s)



Report: Section Data Report

Indy Pro 2000 Championship

Session: Test Session 3

October 19, 2019

Section Data for Car 90 - Ritter, Kellen (R)

Lap	T/SF to I1	I1 to I2	I2 to I3A	I3A to I4	I5 to I6	I6 to I8	I8 to SF	Lap	
20	T	6.0516	9.3693	3.7396	17.3404	7.5134	12.5898	12.8550	80.8062
	S	151.200	97.150	104.472	119.060	98.279	99.431	112.655	108.660
21	T	6.0444	9.4922	3.7625	17.3182	9.5165	16.1376	12.7467	87.2497
	S	151.380	95.892	103.836	119.212	77.593	77.572	113.612	100.635
22	T	6.0493	9.6170	3.7241	17.4804	7.5258	12.6462	12.6942	81.0517
	S	151.257	94.648	104.906	118.106	98.117	98.988	114.082	108.331
23	T	6.0584	10.9755	4.2317	19.3934	8.2394	14.3172	12.7127	88.4572
	S	151.030	82.933	92.323	106.456	89.619	87.435	113.916	99.262
24	T	6.0746	9.5494	3.7589	17.2151	7.5054	12.6097	13.1076	81.1663
	S	150.627	95.318	103.935	119.926	98.384	99.274	110.484	108.178
25	T	6.0913	9.4783	3.8203	17.3790	7.5316	12.7288	12.7627	81.1920
	S	150.214	96.033	102.265	118.795	98.041	98.345	113.470	108.144
26	T	6.0774	9.4461	3.7897	17.4751	7.5554	12.8772	12.7774	81.7651
	S	150.558	96.360	103.090	118.142	97.733	97.212	113.339	107.386
27	T	6.1416	11.5722	4.6317	19.7951	9.0842			
	S	148.984	78.656	84.350	104.296	81.285			

Event: Chris Griffis Memorial OT - Indy Pro 2000

Track: Indianapolis Motor Speedway RC

2.439 mile(s)



Report: Section Data Report

Indy Pro 2000 Championship

Session: Test Session 3

October 19, 2019

Section Data for Car 91 - Eves, Braden (R)

Lap	T/SF to I1	I1 to I2	I2 to I3A	I3A to I4	I5 to I6	I6 to I8	I8 to SF	Lap
1	T		4.0395	18.3135	7.6830	13.1435	13.2686	98.2083
	S		96.715	112.734	96.109	95.242	109.144	89.406
2	T	6.0634	10.1024	3.8733	17.2226	7.8593	13.0659	12.8613
	S	150.905	90.100	100.865	119.874	93.954	95.808	112.600
3	T	5.9581	9.8035	3.8138	17.1428	8.0209		611.0534
	S	153.572	92.847	102.439	120.432	92.061		14.369
4	T			3.7712	17.4554	7.5086	12.6100	12.6873
	S			103.596	118.275	98.342	99.272	114.144
5	T	6.0698	9.5679	3.6948	17.1995	7.4661	12.7287	12.6070
	S	150.746	95.133	105.738	120.035	98.902	98.346	114.871
6	T	6.0755	9.4233	3.6990	17.2497	7.4520	12.5317	12.7909
	S	150.605	96.593	105.618	119.686	99.089	99.892	113.220
7	T	6.0563	9.4528	3.6948	17.1239	7.4656	12.6052	12.7152
	S	151.082	96.292	105.738	120.565	98.908	99.310	113.894
8	T	6.0363	9.5788	3.6929	17.2461	7.4825	12.5212	12.7591
	S	151.583	95.025	105.793	119.711	98.685	99.976	113.502
9	T	6.0561	9.5059	3.7210	17.2035	7.4702		481.9693
	S	151.087	95.754	104.994	120.007	98.847		18.218
10	T			3.7188	17.3033	7.4730	12.7498	12.6271
	S			105.056	119.315	98.810	98.183	114.688
11	T	6.0587	9.4601	3.6832	17.2219	7.4591		188.2855
	S	151.022	96.218	106.071	119.879	98.994		46.633
12	T			4.1245	19.1840	7.8570	13.0298	12.6242
	S			94.722	107.618	93.981	96.073	114.715
13	T	6.0203	9.5465	3.6697	17.0373	7.4340	12.5039	12.5895
	S	151.986	95.347	106.462	121.178	99.329	100.114	115.031
14	T	6.0039	9.4201	3.6526	16.8673	7.3431	12.5228	12.5230
	S	152.401	96.626	106.960	122.399	100.558	99.963	115.642
15	T	5.9510	9.7337	4.6500	22.5381	7.4396	12.5898	12.6696
	S	153.756	93.513	84.018	91.602	99.254	99.431	114.304
16	T	6.0367	9.4336	3.6343	17.0880	7.3698	12.5367	12.5518
	S	151.573	96.488	107.499	120.818	100.194	99.852	115.376
17	T	6.0245	9.4157	3.6405	17.0256	7.3674	12.5099	12.5585
	S	151.880	96.671	107.315	121.261	100.227	100.066	115.315
18	T	6.0034	9.5254	3.6563	17.0457	7.3673	12.5843	12.5919
	S	152.414	95.558	106.852	121.118	100.228	99.475	115.009
19	T	6.0242	9.4613	3.6571	17.1026	7.4217	12.4818	12.6772
	S	151.887	96.205	106.828	120.715	99.493	100.291	114.235

Event: Chris Griffis Memorial OT - Indy Pro 2000

Track: Indianapolis Motor Speedway RC

2.439 mile(s)



Report: Section Data Report

Indy Pro 2000 Championship

Session: Test Session 3

October 19, 2019

Section Data for Car 91 - Eves, Braden (R)

Lap	T/SF to I1	I1 to I2	I2 to I3A	I3A to I4	I5 to I6	I6 to I8	I8 to SF	Lap	
20	T	6.0602	9.4560	3.6687	17.0331	7.3934	12.5978	12.7123	80.1341
	S	150.985	96.259	106.491	121.208	99.874	99.368	113.920	109.571
21	T	6.0615	9.4992	3.6668	17.1763	7.4082			
	S	150.953	95.821	106.546	120.197	99.675			

Event: Chris Griffis Memorial OT - Indy Pro 2000

Track: Indianapolis Motor Speedway RC

2.439 mile(s)



Report: Section Data Report

Indy Pro 2000 Championship






Session: Test Session 3

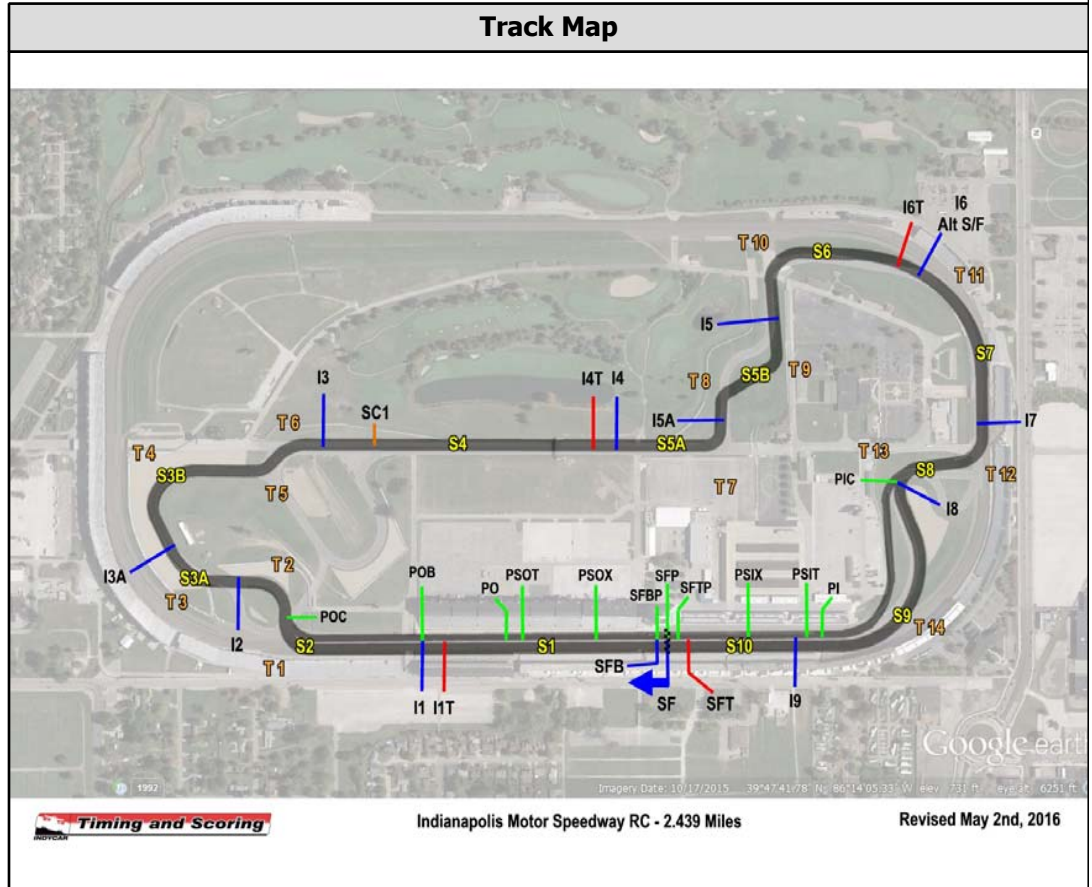
October 19, 2019

Section Data for Car

Report Support Information

Section Legend	
Name	Length
SF to I1	0.254167 miles
I1 to I2	0.252841 miles
I2 to I3A	0.108523 miles
I3A to I3	0.232197 miles
I3A to I4	0.573485 miles
I3 to I4	0.341288 miles
I4 to I5A	0.165720 miles
I5A to I5	0.129167 miles
I5 to I6	0.205114 miles
I6 to I7	0.195265 miles
I6 to I8	0.347727 miles
I7 to I8	0.152462 miles
I8 to I9	0.237879 miles
I8 to SF	0.402273 miles
I9 to SF	0.164394 miles
I2 to I3	0.340720 miles
I4 to I5	0.294886 miles
Lap	2.439000 miles
PI to PO	0.394602 miles
PO to SF	2.239110 miles
SF to PI	2.223106 miles
PO to I2	0.307102 miles
I7 to PI	0.338826 miles

Color Legend	
	Fastest Lap
	Section Under Caution
	Section Under Green
	Section Time Data
	Section Speed Data



Event: Chris Griffis Memorial OT - Indy Pro 2000

Track: Indianapolis Motor Speedway RC

2.439 mile(s)



Report: Section Data Report

Indy Pro 2000 Championship

Session: Test Session 3

October 19, 2019

Section Data for Car

PO to PI	2.023201 miles
----------	----------------