

Event: NJMP RTI - MX-5 Open Test
Track: New Jersey Motorsports Park
Report: Section Data Report
Session: Indy Pro 2000 Test Session 3

2.14 mile(s)



Indy Pro 2000 Championship
October 9, 2020

Section Data for Car 17 - DeFrancesco, Devlin (R)

Lap	T/SF to I1	I1 to I2	I2 to I3	I3 to SF	Lap	
1	T	21.0064	17.4878	24.8325	12.8449	76.1716
	S	104.124	100.902	88.136	121.767	101.140
2	T	20.5005	17.8431	24.6330	12.6621	75.6387
	S	106.694	98.892	88.850	123.525	101.853
3	T	19.8145	17.1070	24.3731	12.6538	73.9484
	S	110.387	103.148	89.797	123.606	104.181
4	T	19.6334	17.0354	24.3665	12.6056	73.6409
	S	111.406	103.581	89.822	124.079	104.616
5	T	19.5343	17.0607	24.3122	12.5658	73.4730
	S	111.971	103.427	90.022	124.472	104.855
6	T	19.5345	16.9804	24.4741	12.5538	73.5428
	S	111.970	103.917	89.427	124.591	104.755
7	T	19.5894	17.0591	24.9818	12.5884	74.2187
	S	111.656	103.437	87.609	124.249	103.801
8	T		20.1911	26.6650		317.1985
	S		87.392	82.079		24.288
9	T	19.9218	16.8987	24.2744	12.5829	73.6778
	S	109.793	104.419	90.162	124.303	104.563
10	T	19.2890	16.8453	23.9592	12.4739	72.5674
	S	113.395	104.750	91.348	125.389	106.163
11	T	19.2450	16.8131	23.9509	12.5192	72.5282
	S	113.654	104.951	91.380	124.935	106.221
12	T	19.2748	16.8113	24.1627	12.5241	72.7729
	S	113.478	104.962	90.579	124.886	105.864

Event: NJMP RTI - MX-5 Open Test
Track: New Jersey Motorsports Park
Report: Section Data Report
Session: Indy Pro 2000 Test Session 3

2.14 mile(s)



Indy Pro 2000 Championship
October 9, 2020

Section Data for Car 18 - McElrea, Hunter (R)

Lap	T/SF to I1	I1 to I2	I2 to I3	I3 to SF	Lap	
1	T	20.6280	17.4938	25.2597	12.7851	76.1666
	S	106.034	100.867	86.645	122.337	101.147
2	T	20.1867	17.2530	24.8779	12.6968	75.0144
	S	108.352	102.275	87.975	123.188	102.700
3	T	20.0387	17.3150	24.8478	12.6474	74.8489
	S	109.152	101.908	88.082	123.669	102.927
4	T	19.8340	17.1487	24.8715	12.6132	74.4674
	S	110.279	102.897	87.998	124.004	103.455
5	T		19.0364	26.0820		232.4632
	S		92.693	83.914		33.141
6	T	19.8431	17.0065	24.3234	12.5426	73.7156
	S	110.228	103.757	89.981	124.702	104.510
7	T	19.6201	16.9451	24.3620	12.6048	73.5320
	S	111.481	104.133	89.838	124.087	104.771
8	T	19.4423	16.8737	24.2111	12.5925	73.1196
	S	112.501	104.574	90.398	124.208	105.362
9	T	19.4626	16.9630	24.4015	12.5995	73.4266
	S	112.383	104.023	89.693	124.139	104.921
10	T		17.7819	24.9199		577.9528
	S		99.233	87.827		13.330
11	T	19.7725	17.0182	24.4536	12.5768	73.8211
	S	110.622	103.686	89.502	124.363	104.360
12	T	19.6261	16.9815	24.4295	12.5830	73.6201
	S	111.447	103.910	89.590	124.302	104.645
13	T	19.5461	17.0201	24.4370	12.5880	73.5912
	S	111.903	103.674	89.562	124.253	104.686
14	T	19.5345	16.9491	24.4304	12.5865	73.5005
	S	111.970	104.109	89.587	124.267	104.816
15	T	19.6022	16.9398	24.4546	12.5523	73.5489
	S	111.583	104.166	89.498	124.606	104.747
16	T	19.5620	17.0442	24.5940	12.5673	73.7675
	S	111.812	103.528	88.991	124.457	104.436
17	T	19.6763	16.9622	24.5970	12.5625	73.7980
	S	111.163	104.028	88.980	124.505	104.393
18	T	20.8984	17.5632	25.0137	12.5735	76.0488
	S	104.662	100.468	87.498	124.396	101.303
19	T	20.5211	17.6656	24.9432	12.5536	75.6835
	S	106.587	99.886	87.745	124.593	101.792

Event: NJMP RTI - MX-5 Open Test
Track: New Jersey Motorsports Park
Report: Section Data Report
Session: Indy Pro 2000 Test Session 3

2.14 mile(s)



Indy Pro 2000 Championship
October 9, 2020

Section Data for Car 19 - Kaminsky, Colin (R)

Lap	T/SF to I1	I1 to I2	I2 to I3	I3 to SF	Lap	
1	T	21.1972	17.8193	25.2244	12.8117	77.0526
	S	103.187	99.024	86.767	122.083	99.984
2	T	20.3941	17.6434	24.9339	12.6372	75.6086
	S	107.250	100.012	87.778	123.769	101.893
3	T	19.9829	17.3685	24.8200	12.6159	74.7873
	S	109.457	101.595	88.180	123.978	103.012
4	T	20.0621	17.2633	24.8524	12.5919	74.7697
	S	109.025	102.214	88.065	124.214	103.036
5	T		18.9377	26.1537		237.3731
	S		93.176	83.684		32.455
6	T	20.1872	17.3951	24.3403	12.6545	74.5771
	S	108.349	101.439	89.918	123.600	103.302
7	T	19.5216	16.9855	24.1244	12.5216	73.1531
	S	112.044	103.885	90.723	124.911	105.313
8	T	19.4280	16.9881	24.1529	12.4781	73.0471
	S	112.584	103.870	90.616	125.347	105.466
9	T	19.9653	17.4270	25.4211	12.5506	75.3640
	S	109.554	101.254	86.095	124.623	102.224
10	T		25.7879	25.5434		570.3719
	S		68.425	85.683		13.507
11	T	19.9317	17.1874	24.3861	12.6572	74.1624
	S	109.738	102.665	89.749	123.573	103.880
12	T	20.1951	17.8553	24.4983	12.5374	75.0861
	S	108.307	98.825	89.338	124.754	102.602
13	T	19.5905	17.0087	24.4031	12.5884	73.5907
	S	111.650	103.744	89.687	124.249	104.687
14	T	19.4011	16.9535	24.2591	12.4963	73.1100
	S	112.740	104.081	90.219	125.164	105.375
15	T	19.5576	17.1096	24.3664	12.5144	73.5480
	S	111.837	103.132	89.822	124.983	104.748
16	T	19.5027	17.0834	24.4006	12.5871	73.5738
	S	112.152	103.290	89.696	124.261	104.711
17	T	19.4488	17.0869	24.3402	12.5382	73.4141
	S	112.463	103.269	89.919	124.746	104.939
18	T	19.6897	17.0861	24.4418	12.5126	73.7302
	S	111.087	103.274	89.545	125.001	104.489
19	T	19.4993	17.1223	24.7101	12.5232	73.8549
	S	112.172	103.055	88.573	124.895	104.313

Event: NJMP RTI - MX-5 Open Test
Track: New Jersey Motorsports Park
Report: Section Data Report
Session: Indy Pro 2000 Test Session 3

2.14 mile(s)



Indy Pro 2000 Championship
October 9, 2020

Section Data for Car 2 - Robb, Sting Ray

Lap	T/SF to I1	I1 to I2	I2 to I3	I3 to SF	Lap	
1	T		18.6668	25.7879		196.2439
	S		94.529	84.871		39.257
2	T	20.6085	17.1670	24.7257	13.1302	75.6314
	S	106.134	102.787	88.517	119.122	101.862
3	T	19.9688	17.0737	24.3542	12.5607	73.9574
	S	109.535	103.349	89.867	124.523	104.168
4	T	19.9609	17.0451	24.4162	12.5602	73.9824
	S	109.578	103.522	89.639	124.528	104.133
5	T	19.6958	16.8998	24.3426	12.5151	73.4533
	S	111.053	104.412	89.910	124.976	104.883
6	T	19.6626	16.9757	24.5117	12.5182	73.6682
	S	111.240	103.945	89.289	124.945	104.577
7	T		18.6650	26.7780		225.6414
	S		94.538	81.733		34.143
8	T	20.3708	17.0340	24.1378	12.7793	74.3219
	S	107.373	103.590	90.673	122.393	103.657
9	T	19.4661	16.8745	24.1059	12.5160	72.9625
	S	112.363	104.569	90.793	124.967	105.588
10	T	19.3671	16.9098	24.0674	12.4431	72.7874
	S	112.938	104.350	90.938	125.699	105.842
11	T	19.7657	16.7742	24.1250	12.4670	73.1319
	S	110.660	105.194	90.721	125.458	105.344
12	T	21.7180	18.2658	25.0250	13.0122	78.0210
	S	100.712	96.604	87.458	120.202	98.743
13	T	19.5114	16.9547	24.1367	12.5333	73.1361
	S	112.102	104.074	90.677	124.795	105.338
14	T	19.5549	16.8473	24.3201	12.4924	73.2147
	S	111.853	104.738	89.993	125.203	105.225
15	T		21.6332	28.0412		547.1504
	S		81.567	78.051		14.080
16	T	20.0878	16.9593	24.1749	12.6194	73.8414
	S	108.886	104.046	90.533	123.943	104.332
17	T	19.9532	16.7827	23.9577	12.3805	73.0741
	S	109.620	105.141	91.354	126.335	105.427
18	T	19.3621	16.6352	23.8248	12.4226	72.2447
	S	112.967	106.073	91.864	125.907	106.638
19	T	19.3969	16.6635	24.3844	12.4148	72.8596
	S	112.764	105.893	89.756	125.986	105.738

Event: NJMP RTI - MX-5 Open Test
Track: New Jersey Motorsports Park
Report: Section Data Report
Session: Indy Pro 2000 Test Session 3

2.14 mile(s)



Indy Pro 2000 Championship
October 9, 2020

Section Data for Car 3 - Comeau, Antoine

Lap	T/SF to I1	I1 to I2	I2 to I3	I3 to SF	Lap	
1	T	21.2107	17.8946	25.2067	12.8541	77.1661
	S	103.121	98.608	86.828	121.680	99.837
2	T	20.7032	18.5378	26.0209	12.6186	77.8805
	S	105.649	95.186	84.111	123.951	98.921
3	T	20.5879	17.5536	24.9619	12.7300	75.8334
	S	106.241	100.523	87.679	122.867	101.591
4	T	20.1291	17.4059	25.0156	12.6898	75.2404
	S	108.662	101.376	87.491	123.256	102.392
5	T	19.9529	17.2958	24.8445	12.6810	74.7742
	S	109.622	102.022	88.093	123.341	103.030
6	T	20.0181	17.3257	24.9647	12.8786	75.1871
	S	109.265	101.846	87.669	121.449	102.464
7	T	20.0334	17.2928	24.9282	12.6917	74.9461
	S	109.181	102.039	87.798	123.237	102.794
8	T		18.0583	25.4666		345.9481
	S		97.714	85.941		22.269
9	T	19.9513	17.2842	24.9776	12.7013	74.9144
	S	109.631	102.090	87.624	123.144	102.837
10	T	19.8946	17.3207	24.9012	12.6671	74.7836
	S	109.943	101.875	87.893	123.477	103.017
11	T	28.1383	19.8004	26.6583	12.6750	87.2720
	S	77.733	89.117	82.100	123.400	88.276
12	T		18.1345	25.2066		207.6373
	S		97.303	86.828		37.103
13	T	20.5106	17.4429	25.3639	12.7098	76.0272
	S	106.641	101.161	86.289	123.062	101.332
14	T	20.2002	17.4237	24.9837	12.5637	75.1713
	S	108.280	101.273	87.603	124.493	102.486
15	T	20.1010	17.4036	25.0832	12.6158	75.2036
	S	108.814	101.390	87.255	123.979	102.442
16	T		19.1179	27.2743		320.1054
	S		92.298	80.245		24.067
17	T	20.3667	17.2469	24.8636	12.6768	75.1540
	S	107.395	102.311	88.026	123.382	102.510
18	T	19.8156	17.0935	24.5769	12.5600	74.0460
	S	110.381	103.229	89.053	124.530	104.043
19	T	19.5862	17.0559	24.5635	12.5529	73.7585
	S	111.674	103.457	89.101	124.600	104.449

Event: NJMP RTI - MX-5 Open Test
Track: New Jersey Motorsports Park
Report: Section Data Report
Session: Indy Pro 2000 Test Session 3

2.14 mile(s)



Indy Pro 2000 Championship
October 9, 2020

Section Data for Car 3 - Comeau, Antoine

Lap	T/SF to I1	I1 to I2	I2 to I3	I3 to SF	Lap	
20	T	19.7820	17.1528	24.4866	12.5773	73.9987
	S	110.569	102.872	89.381	124.358	104.110
21	T	19.7310	17.1117	24.4170	12.6023	73.8620
	S	110.855	103.119	89.636	124.112	104.303
22	T	20.2094	17.3498	24.7284	12.5870	74.8746
	S	108.230	101.704	88.507	124.262	102.892

Event: NJMP RTI - MX-5 Open Test
Track: New Jersey Motorsports Park
Report: Section Data Report
Session: Indy Pro 2000 Test Session 3

2.14 mile(s)



Indy Pro 2000 Championship
October 9, 2020

Section Data for Car 42 - Petrov, Artem

Lap	T/SF to I1	I1 to I2	I2 to I3	I3 to SF	Lap	
1	T	22.1659	17.4778	24.8117	27.1623	91.6177
	S	98.677	100.959	88.210	57.583	84.089
2	T	20.2920	17.2570	24.6199	12.8378	75.0067
	S	107.790	102.251	88.897	121.835	102.711
3	T	20.0930	17.1329	24.6498	12.8119	74.6876
	S	108.857	102.992	88.789	122.081	103.150
4	T	20.0436	17.1136	24.5063	12.7085	74.3720
	S	109.126	103.108	89.309	123.074	103.587
5	T	19.9366	16.9762	24.5703	12.6766	74.1597
	S	109.711	103.942	89.077	123.384	103.884
6	T	19.7096	17.0345	24.5977	12.6840	74.0258
	S	110.975	103.587	88.977	123.312	104.072
7	T	19.9953	17.0564	24.5847	12.6882	74.3246
	S	109.389	103.454	89.024	123.271	103.653
8	T	19.8109	16.9947	24.6325	12.6980	74.1361
	S	110.408	103.829	88.852	123.176	103.917
9	T	19.7661	17.0267	24.5898	12.6307	74.0133
	S	110.658	103.634	89.006	123.832	104.089
10	T	19.7675	16.9934	24.7088	12.6143	74.0840
	S	110.650	103.837	88.577	123.993	103.990
11	T	19.9423	17.0535	24.6498	12.6392	74.2848
	S	109.680	103.471	88.789	123.749	103.709
12	T	20.1668	17.0365	24.6304	12.6683	74.5020
	S	108.459	103.574	88.859	123.465	103.407
13	T	19.7123	16.9519	24.5620	12.6700	73.8962
	S	110.960	104.091	89.107	123.448	104.254
14	T	19.7725	17.0714	24.7336	12.6481	74.2256
	S	110.622	103.363	88.488	123.662	103.792
15	T	19.9216	17.1247	24.7540	12.6425	74.4428
	S	109.794	103.041	88.415	123.717	103.489
16	T	19.9178	17.0933	24.6744	12.6603	74.3458
	S	109.815	103.230	88.701	123.543	103.624
17	T	20.4573	17.2743	24.8313	12.6218	75.1847
	S	106.919	102.149	88.140	123.920	102.468
18	T	19.7949	16.9973	24.8202	12.6068	74.2192
	S	110.497	103.813	88.180	124.067	103.801
19	T	20.0845	17.1318	24.8250	12.6672	74.7085
	S	108.904	102.998	88.163	123.476	103.121

Event: NJMP RTI - MX-5 Open Test
Track: New Jersey Motorsports Park
Report: Section Data Report
Session: Indy Pro 2000 Test Session 3

2.14 mile(s)



Indy Pro 2000 Championship
October 9, 2020

Section Data for Car 42 - Petrov, Artem

Lap	T/SF to I1	I1 to I2	I2 to I3	I3 to SF	Lap	
20	T	19.9203	17.0351	24.7819	12.5987	74.3360
	S	109.801	103.583	88.316	124.147	103.638
21	T	19.8540	17.1163	24.6854	12.6102	74.2659
	S	110.168	103.092	88.661	124.034	103.735
22	T	19.8164	17.1431	24.6596	12.5847	74.2038
	S	110.377	102.930	88.754	124.285	103.822
23	T	19.7561	17.0168	24.6881	12.5795	74.0405
	S	110.714	103.694	88.651	124.336	104.051
24	T	19.7979	17.1188	24.8717	12.5553	74.3437
	S	110.480	103.076	87.997	124.576	103.627
25	T	19.8751	17.1341	24.7037	12.5463	74.2592
	S	110.051	102.984	88.595	124.666	103.745
26	T	20.2928	17.2624	24.9294	12.5544	75.0390
	S	107.786	102.219	87.793	124.585	102.667

Event: NJMP RTI - MX-5 Open Test
 Track: New Jersey Motorsports Park
 Report: Section Data Report
 Session: Indy Pro 2000 Test Session 3

2.14 mile(s)



Indy Pro 2000 Championship
 October 9, 2020

Section Data for Car 51 - Abel, Jacob

Lap	T/SF to I1	I1 to I2	I2 to I3	I3 to SF	Lap	
1	T	21.4398	18.0767	25.8246	13.0973	78.4384
	S	102.019	97.614	84.750	119.421	98.217
2	T	20.5797	17.6307	26.2599	12.7895	77.2598
	S	106.283	100.084	83.345	122.295	99.716
3	T	21.1591	17.4922	25.8057	12.8118	77.2688
	S	103.373	100.876	84.812	122.082	99.704
4	T	20.4722	17.5602	25.4366	12.7992	76.2682
	S	106.841	100.485	86.043	122.202	101.012
5	T	20.2340	17.4569	25.2707	12.7732	75.7348
	S	108.099	101.080	86.608	122.451	101.723
6	T	20.1903	17.6334	25.5042	12.7220	76.0499
	S	108.333	100.068	85.815	122.944	101.302
7	T	20.6583	19.2316	25.5847	12.7289	78.2035
	S	105.879	91.752	85.545	122.877	98.512
8	T		18.1313	26.3353		319.6466
	S		97.320	83.107		24.102
9	T	20.1997	17.6895	25.3257	12.7188	75.9337
	S	108.282	99.751	86.420	122.975	101.457
10	T	20.3192	17.6795	25.4037	12.7173	76.1197
	S	107.646	99.807	86.154	122.989	101.209
11	T	20.6510	17.4939	25.4788	12.7470	76.3707
	S	105.916	100.866	85.900	122.703	100.876
12	T	21.2750	17.6444	25.5418	12.8524	77.3136
	S	102.810	100.006	85.688	121.696	99.646
13	T		19.4870	26.6247		223.4096
	S		90.550	82.203		34.484
14	T	20.4523	17.5628	25.0428	12.6230	75.6809
	S	106.945	100.471	87.396	123.908	101.796
15	T	19.9712	17.4351	24.9260	12.6207	74.9530
	S	109.521	101.207	87.805	123.931	102.784
16	T	20.0085	17.3259	25.2855	12.6227	75.2426
	S	109.317	101.844	86.557	123.911	102.389
17	T	19.8920	17.4166	24.9534	12.6987	74.9607
	S	109.957	101.314	87.709	123.169	102.774
18	T	19.8199	17.5938	25.1223	12.6678	75.2038
	S	110.357	100.294	87.119	123.470	102.442
19	T	20.1682	17.4976	25.2601	12.6349	75.5608
	S	108.452	100.845	86.644	123.791	101.958

Event: NJMP RTI - MX-5 Open Test
Track: New Jersey Motorsports Park
Report: Section Data Report
Session: Indy Pro 2000 Test Session 3

2.14 mile(s)



Indy Pro 2000 Championship
October 9, 2020

Section Data for Car 51 - Abel, Jacob

Lap	T/SF to I1	I1 to I2	I2 to I3	I3 to SF	Lap	
20	T	20.6507	17.5046	25.1889	12.6800	76.0242
	S	105.918	100.805	86.889	123.351	101.336
21	T	20.0836	17.3587	25.2123	12.6981	75.3527
	S	108.908	101.652	86.808	123.175	102.239
22	T	20.0121	17.4860	25.1955	12.6797	75.3733
	S	109.298	100.912	86.866	123.354	102.211
23	T	19.9986	17.5422	25.2328	12.6847	75.4583
	S	109.371	100.589	86.738	123.305	102.096
24	T	20.0210	17.4168	25.1069	12.6656	75.2103
	S	109.249	101.313	87.173	123.491	102.433
25	T	20.1706	17.7799	25.2310	12.6367	75.8182
	S	108.439	99.244	86.744	123.774	101.611
26	T	20.3715	17.5058	25.9432	12.6453	76.4658
	S	107.369	100.798	84.363	123.690	100.751

Event: NJMP RTI - MX-5 Open Test
Track: New Jersey Motorsports Park
Report: Section Data Report
Session: Indy Pro 2000 Test Session 3

2.14 mile(s)



Indy Pro 2000 Championship
October 9, 2020

Section Data for Car 68 - Frost, Danial

Lap	T/SF to I1	I1 to I2	I2 to I3	I3 to SF	Lap	
1	T	21.3907	17.5598	25.1953	12.6588	76.8046
	S	102.253	100.488	86.867	123.558	100.306
2	T	20.8628	18.3329	25.0019	12.5721	76.7697
	S	104.841	96.250	87.539	124.410	100.352
3	T	20.4055	17.3259	24.9113	12.5841	75.2268
	S	107.190	101.844	87.857	124.291	102.410
4	T	20.1236	17.2505	24.8499	12.5934	74.8174
	S	108.692	102.290	88.074	124.199	102.971
5	T	20.0779	17.2016	24.8328	12.6029	74.7152
	S	108.939	102.580	88.135	124.106	103.112
6	T		17.3674	24.9377		253.2946
	S		101.601	87.764		30.415
7	T	20.0578	17.1447	24.6996	12.5583	74.4604
	S	109.048	102.921	88.610	124.546	103.464
8	T	20.0250	17.1153	25.1786	12.5478	74.8667
	S	109.227	103.098	86.924	124.651	102.903
9	T	23.9389	17.5739	26.9329	12.5610	81.0067
	S	91.369	100.407	81.263	124.520	95.103
10	T		18.6240	26.6936		250.7724
	S		94.746	81.991		30.721
11	T	20.6819	17.2609	25.0123	12.5970	75.5521
	S	105.758	102.228	87.502	124.164	101.969
12	T	19.7893	17.0049	24.4837	12.5117	73.7896
	S	110.528	103.767	89.392	125.010	104.405
13	T	19.7308	17.0256	24.3895	12.5183	73.6642
	S	110.856	103.641	89.737	124.944	104.583
14	T	19.6609	16.9553	24.3241	12.5278	73.4681
	S	111.250	104.070	89.978	124.850	104.862
15	T	19.7106	16.9360	24.2552	12.5322	73.4340
	S	110.969	104.189	90.234	124.806	104.911
16	T	19.6510	17.0335	24.3926	12.5244	73.6015
	S	111.306	103.593	89.725	124.884	104.672
17	T		17.9417	24.8160		302.1118
	S		98.349	88.195		25.500
18	T	20.1567	17.0948	24.6758	12.5559	74.4832
	S	108.513	103.221	88.696	124.570	103.433
19	T	19.6279	16.9613	24.3564	12.5012	73.4468
	S	111.437	104.034	89.859	125.115	104.892

Event: NJMP RTI - MX-5 Open Test
 Track: New Jersey Motorsports Park
 Report: Section Data Report
 Session: Indy Pro 2000 Test Session 3

2.14 mile(s)



Indy Pro 2000 Championship
 October 9, 2020

Section Data for Car 7 - Enders, Kory

Lap	T/SF to I1	I1 to I2	I2 to I3	I3 to SF	Lap	
1	T	23.6761	18.9590	25.5050	13.1274	81.2675
	S	92.383	93.072	85.812	119.147	94.798
2	T	20.4356	17.2926	24.9038	12.6748	75.3068
	S	107.032	102.040	87.884	123.402	102.302
3	T	20.1431	17.2217	24.7951	12.6559	74.8158
	S	108.587	102.461	88.269	123.586	102.973
4	T	20.0203	17.1778	24.6777	12.6688	74.5446
	S	109.253	102.722	88.689	123.460	103.348
5	T	19.9474	17.3141	25.3459	12.5397	75.1471
	S	109.652	101.914	86.351	124.731	102.519
6	T	19.9628	17.1438	24.7039	12.7381	74.5486
	S	109.567	102.926	88.595	122.788	103.342
7	T	19.7294	17.0926	24.7674	12.5887	74.1781
	S	110.864	103.234	88.368	124.246	103.858
8	T	19.8730	17.2431	24.6597	12.6495	74.4253
	S	110.063	102.333	88.754	123.648	103.513
9	T	20.0501	17.3355	24.6877	12.6125	74.6858
	S	109.090	101.788	88.653	124.011	103.152
10	T	19.8908	17.2865	24.6223	12.6229	74.4225
	S	109.964	102.077	88.888	123.909	103.517
11	T	19.8678	17.2384	24.7827	12.7055	74.5944
	S	110.091	102.361	88.313	123.103	103.279
12	T	19.9134	17.2273	24.9272	12.6634	74.7313
	S	109.839	102.427	87.801	123.513	103.089
13	T	20.1809	17.2510	24.7810	12.6269	74.8398
	S	108.383	102.287	88.319	123.870	102.940
14	T	20.7902	17.6417	25.0860	12.6270	76.1449
	S	105.207	100.021	87.245	123.869	101.176
15	T	19.7755	17.0680	24.8856	12.6542	74.3833
	S	110.605	103.383	87.948	123.603	103.572
16	T	19.7352	17.0288	24.7587	12.6238	74.1465
	S	110.831	103.621	88.399	123.900	103.902
17	T	19.6942	22.0721	25.1040	12.6740	79.5443
	S	111.062	79.945	87.183	123.409	96.852
18	T	20.0300	17.1311	24.8872	12.6332	74.6815
	S	109.200	103.002	87.942	123.808	103.158
19	T	19.8626	17.1640	24.6837	12.6334	74.3437
	S	110.120	102.805	88.667	123.806	103.627

Event: NJMP RTI - MX-5 Open Test
Track: New Jersey Motorsports Park
Report: Section Data Report
Session: Indy Pro 2000 Test Session 3

2.14 mile(s)



Indy Pro 2000 Championship
October 9, 2020

Section Data for Car 7 - Enders, Kory

Lap	T/SF to I1	I1 to I2	I2 to I3	I3 to SF	Lap	
20	T	19.9005	17.1657	24.8239	12.6335	74.5236
	S	109.910	102.795	88.166	123.805	103.377
21	T	19.9342	17.1592	24.6484	12.6398	74.3816
	S	109.725	102.834	88.794	123.743	103.574
22	T	20.3244	17.1912	24.8583	12.6327	75.0066
	S	107.618	102.642	88.044	123.813	102.711
23	T	20.0524	17.2459	25.1396	12.6092	75.0471
	S	109.078	102.317	87.059	124.044	102.656
24	T	20.0286	17.2247	24.9284	12.6101	74.7918
	S	109.207	102.443	87.797	124.035	103.006
25	T	20.2765	18.0183	24.9752	12.5823	75.8523
	S	107.872	97.931	87.632	124.309	101.566
26	T	20.2259	17.2890	25.3372	12.7562	75.6083
	S	108.142	102.062	86.380	122.614	101.894

Event: NJMP RTI - MX-5 Open Test
Track: New Jersey Motorsports Park
Report: Section Data Report
Session: Indy Pro 2000 Test Session 3

2.14 mile(s)



Indy Pro 2000 Championship
October 9, 2020

Section Data for Car 8 - Sulaiman, Manuel (R)

Lap	T/SF to I1	I1 to I2	I2 to I3	I3 to SF	Lap	
1	T	23.6360	18.9542	25.4218	12.9675	80.9795
	S	92.540	93.095	86.093	120.616	95.135
2	T	20.4111	17.1713	24.8374	12.6919	75.1117
	S	107.161	102.761	88.119	123.235	102.567
3	T	20.1697	17.0457	24.6349	12.5887	74.4390
	S	108.443	103.519	88.843	124.246	103.494
4	T	19.8772	17.1331	24.7519	12.6137	74.3759
	S	110.039	102.990	88.423	123.999	103.582
5	T	19.9476	17.1596	24.8048	12.5333	74.4453
	S	109.651	102.831	88.234	124.795	103.485
6	T	19.7949	17.1073	24.4869	12.5753	73.9644
	S	110.497	103.146	89.380	124.378	104.158
7	T	19.6728	17.1147	24.5900	12.5295	73.9070
	S	111.183	103.101	89.005	124.833	104.239
8	T	19.8814	17.0849	24.5880	12.6130	74.1673
	S	110.016	103.281	89.012	124.006	103.873
9	T	19.6870	17.1387	24.6002	12.5419	73.9678
	S	111.102	102.957	88.968	124.709	104.153
10	T	19.8711	17.0141	24.6909	12.5832	74.1593
	S	110.073	103.711	88.641	124.300	103.884
11	T	19.8026	17.1309	24.5871	12.5537	74.0743
	S	110.454	103.004	89.016	124.592	104.004
12	T	19.7753	17.1384	24.9109	12.5484	74.3730
	S	110.606	102.959	87.859	124.645	103.586
13	T	20.1060	17.3872	25.2461	12.7486	75.4879
	S	108.787	101.485	86.692	122.687	102.056
14	T	19.9149	16.9436	24.6719	12.5961	74.1265
	S	109.831	104.142	88.710	124.173	103.930
15	T	19.8554	16.9947	24.5813	12.5854	74.0168
	S	110.160	103.829	89.037	124.278	104.084
16	T	19.8257	17.1388	24.6479	12.6411	74.2535
	S	110.325	102.956	88.796	123.731	103.753
17	T	19.8980	17.0211	24.6094	12.6409	74.1694
	S	109.924	103.668	88.935	123.733	103.870
18	T	19.8554	17.1452	24.6087	12.6013	74.2106
	S	110.160	102.918	88.938	124.121	103.813
19	T	19.8547	17.1066	24.7038	12.6441	74.3092
	S	110.164	103.150	88.595	123.701	103.675

Event: NJMP RTI - MX-5 Open Test
Track: New Jersey Motorsports Park
Report: Section Data Report
Session: Indy Pro 2000 Test Session 3

2.14 mile(s)



Indy Pro 2000 Championship
October 9, 2020

Section Data for Car 8 - Sulaiman, Manuel (R)

Lap	T/SF to I1	I1 to I2	I2 to I3	I3 to SF	Lap	
20	T	19.8448	17.0671	24.8504	12.6379	74.4002
	S	110.219	103.389	88.072	123.762	103.548
21	T	19.7896	17.0761	24.8782	12.5718	74.3157
	S	110.526	103.334	87.974	124.413	103.666
22	T	19.9942	17.2942	24.6889	12.5855	74.5628
	S	109.395	102.031	88.649	124.277	103.322
23	T	19.9259	17.0384	24.7040	12.5503	74.2186
	S	109.770	103.563	88.594	124.626	103.801
24	T	19.8027	17.2062	24.8934	12.6307	74.5330
	S	110.453	102.553	87.920	123.832	103.364
25	T	19.8934	17.1066	24.8927	12.5528	74.4455
	S	109.950	103.150	87.923	124.601	103.485
26	T	20.0965	17.2240	24.6914	12.9008	74.9127
	S	108.838	102.447	88.640	121.240	102.840

Event: NJMP RTI - MX-5 Open Test
Track: New Jersey Motorsports Park
Report: Section Data Report
Session: Indy Pro 2000 Test Session 3

2.14 mile(s)



Indy Pro 2000 Championship
October 9, 2020

Section Data for Car 83 - Finelli, Charles

Lap	T/SF to I1	I1 to I2	I2 to I3	I3 to SF	Lap	
1	T	23.4327	21.2974	26.8987	14.5456	86.1744
	S	93.343	82.853	81.366	107.530	89.400
2	T	21.8359	18.2824	25.9103	13.1159	79.1445
	S	100.169	96.516	84.470	119.252	97.341
3	T	21.4304	18.1033	25.8044	13.0220	78.3601
	S	102.064	97.471	84.816	120.111	98.315
4	T	21.2658	18.1887	25.9173	13.0635	78.4353
	S	102.854	97.013	84.447	119.730	98.221
5	T	21.0334	18.2135	25.6280	12.9981	77.8730
	S	103.990	96.881	85.400	120.332	98.930
6	T	21.0686	17.8920	25.6918	12.9780	77.6304
	S	103.817	98.622	85.188	120.519	99.239
7	T	22.2240	18.2075	25.7530	12.9268	79.1113
	S	98.419	96.913	84.986	120.996	97.382
8	T	21.1806	17.9147	25.5548	12.9892	77.6393
	S	103.268	98.497	85.645	120.415	99.228
9	T	20.9169	17.8234	26.7462	13.0702	78.5567
	S	104.570	99.002	81.830	119.668	98.069
10	T	21.4940	18.6664	25.8960	12.9535	79.0099
	S	101.762	94.531	84.516	120.747	97.507
11	T	21.5092	18.3211	25.9250	13.3950	79.1503
	S	101.690	96.312	84.422	116.767	97.334
12	T	21.3854	19.0861	25.9650	12.9967	79.4332
	S	102.279	92.452	84.292	120.345	96.987
13	T	21.2421	17.8014	26.0276	12.9927	78.0638
	S	102.969	99.124	84.089	120.382	98.689
14	T	21.0826	17.9674	26.0895	12.9546	78.0941
	S	103.748	98.208	83.890	120.736	98.650
15	T	21.7154	18.4563	25.8526	12.9807	79.0050
	S	100.724	95.607	84.658	120.494	97.513
16	T	23.1343	21.4826	26.4367	12.9963	84.0499
	S	94.547	82.138	82.788	120.349	91.660
17	T	20.9801	18.3797	27.1391	13.0215	79.5204
	S	104.255	96.005	80.645	120.116	96.881
18	T		19.8374	26.8623		191.0553
	S		88.950	81.476		40.323
19	T	21.1393	18.0349	26.1437	13.1074	78.4253
	S	103.469	97.841	83.716	119.329	98.234

Event: NJMP RTI - MX-5 Open Test
Track: New Jersey Motorsports Park
Report: Section Data Report
Session: Indy Pro 2000 Test Session 3

2.14 mile(s)



Indy Pro 2000 Championship
October 9, 2020

Section Data for Car 83 - Finelli, Charles

Lap	T/SF to I1	I1 to I2	I2 to I3	I3 to SF	Lap	
20	T	21.2761	18.0195	25.9939	13.0657	78.3552
	S	102.804	97.924	84.198	119.710	98.321
21	T	21.1425	19.4021	25.8769	13.0513	79.4728
	S	103.454	90.946	84.579	119.842	96.939
22	T	21.0993	18.1332	25.7741	12.9454	77.9520
	S	103.666	97.310	84.916	120.822	98.830
23	T	21.1337	18.1618	26.0446	13.0966	78.4367
	S	103.497	97.157	84.034	119.427	98.219
24	T	21.0553	18.1874	26.7577	13.1114	79.1118
	S	103.882	97.020	81.795	119.292	97.381
25	T				32.4400	
	S				48.215	

Event: NJMP RTI - MX-5 Open Test
Track: New Jersey Motorsports Park
Report: Section Data Report
Session: Indy Pro 2000 Test Session 3

2.14 mile(s)



Indy Pro 2000 Championship
October 9, 2020

Section Data for Car 9 - Thompson, Parker

Lap	T/SF to I1	I1 to I2	I2 to I3	I3 to SF	Lap	
1	T	23.2516	18.8006	25.3394	13.3123	80.7039
	S	94.070	93.856	86.373	117.492	95.460
2	T	20.3665	17.3446	24.7451	12.7561	75.2123
	S	107.396	101.735	88.447	122.615	102.430
3	T	20.0491	17.0783	24.4011	12.7093	74.2378
	S	109.096	103.321	89.694	123.067	103.775
4	T	19.7436	17.1008	24.4301	12.6211	73.8956
	S	110.784	103.185	89.588	123.927	104.255
5	T	20.5452	17.2671	24.4347	12.5600	74.8070
	S	106.461	102.191	89.571	124.530	102.985
6	T	19.6667	17.0978	24.3106	12.6661	73.7412
	S	111.217	103.203	90.028	123.486	104.473
7	T	19.6153	16.9440	24.2648	12.6479	73.4720
	S	111.509	104.140	90.198	123.664	104.856
8	T	19.5170	16.9617	24.2495	12.6341	73.3623
	S	112.070	104.031	90.255	123.799	105.013
9	T	19.5256	16.9690	24.6103	12.6303	73.7352
	S	112.021	103.986	88.932	123.836	104.482
10	T	19.8538	17.0135	24.8128	12.5540	74.2341
	S	110.169	103.714	88.206	124.589	103.780
11	T	19.7561	17.0698	24.5491	12.5741	73.9491
	S	110.714	103.372	89.153	124.390	104.180
12	T	19.9055	17.4238	24.5264	12.5648	74.4205
	S	109.883	101.272	89.236	124.482	103.520
13	T	20.3597	18.6375	26.0617	12.5952	77.6541
	S	107.431	94.677	83.979	124.182	99.209

Event: NJMP RTI - MX-5 Open Test
Track: New Jersey Motorsports Park
Report: Section Data Report
Session: Indy Pro 2000 Test Session 3

2.14 mile(s)








Indy Pro 2000 Championship
October 9, 2020

Section Data for Car

Report Support Information

Section Legend	
Name	Length
SF to I1	0.607576 miles
I1 to I2	0.490152 miles
I2 to I3	0.607955 miles
I3 to SF	0.434470 miles
Lap	2.140000 miles
SFP to I1	0.607576 miles
I3 to SFP	0.434470 miles

Color Legend	
	Fastest Lap
	Section Under Caution
	Section Under Green
	Section Time Data
	Section Speed Data

