

**Event:** USF Pro Fall Combine Open Test - USF Pro 2000

**Track:** Indianapolis Motor Speedway RC

2.439 mile(s)

**Report:** Section Data Report

Indy Pro 2000 Championship



**Session:** Test Session 4

October 23, 2022

**Section Data for Car 18 - Rowe, Myles (R)**

Lap	T/SLap	
1	T	85.7860
	S	102.352
2	T	341.5120
	S	25.710
3	T	83.7501
	S	104.840
4	T	83.1291
	S	105.624
5	T	83.2129
	S	105.517
6	T	82.9420
	S	105.862
7	T	83.3297
	S	105.369
8	T	255.4074
	S	34.378
9	T	83.3540
	S	105.339
10	T	83.2465
	S	105.475
11	T	83.1579
	S	105.587
12	T	86.4662
	S	101.547
13	T	210.4318
	S	41.726
14	T	83.1890
	S	105.548
15	T	83.6360
	S	104.983
16	T	84.4077
	S	104.024
17	T	177.6572
	S	49.423
18	T	85.2365
	S	103.012
19	T	84.7800
	S	103.567

**Event:** USF Pro Fall Combine Open Test - USF Pro 2000

**Track:** Indianapolis Motor Speedway RC

2.439 mile(s)

**Report:** Section Data Report

Indy Pro 2000 Championship

**Session:** Test Session 4

October 23, 2022



**Section Data for Car 18 - Rowe, Myles (R)**

Lap	T/Slap	
20	T	82.6450
	S	106.242
21	T	82.4703
	S	106.467
22	T	82.6839
	S	106.192
23	T	82.4309
	S	106.518

**Event:** USF Pro Fall Combine Open Test - USF Pro 2000

**Track:** Indianapolis Motor Speedway RC

2.439 mile(s)

**Report:** Section Data Report

Indy Pro 2000 Championship

**Session:** Test Session 4

October 23, 2022



**Section Data for Car 19 - Missig, Jordan**

Lap	T/SLap	
1	T	86.2631
	S	101.786
2	T	306.0690
	S	28.688
3	T	85.5436
	S	102.642
4	T	83.6383
	S	104.981
5	T	83.5059
	S	105.147
6	T	83.4757
	S	105.185
7	T	83.2778
	S	105.435
8	T	226.5399
	S	38.759
9	T	83.5653
	S	105.072
10	T	83.3881
	S	105.296
11	T	83.4537
	S	105.213
12	T	83.2272
	S	105.499
13	T	197.9273
	S	44.362
14	T	83.6234
	S	104.999
15	T	83.2245
	S	105.503
16	T	83.2733
	S	105.441
17	T	83.9340
	S	104.611
18	T	170.3309
	S	51.549
19	T	85.2873
	S	102.951

**Event:** USF Pro Fall Combine Open Test - USF Pro 2000

**Track:** Indianapolis Motor Speedway RC

2.439 mile(s)

**Report:** Section Data Report

Indy Pro 2000 Championship

**Session:** Test Session 4

October 23, 2022



**Section Data for Car 19 - Missig, Jordan**

Lap	T/Slap	
20	T	83.9644
	S	104.573
21	T	82.5920
	S	106.311
22	T	82.6042
	S	106.295
23	T	82.4746
	S	106.462
24	T	82.3720
	S	106.594

**Event:** USF Pro Fall Combine Open Test - USF Pro 2000

**Track:** Indianapolis Motor Speedway RC

2.439 mile(s)

**Report:** Section Data Report

Indy Pro 2000 Championship



**Session:** Test Session 4

October 23, 2022

**Section Data for Car 2 - Browne, Jonathan**

Lap	T/S	Lap
1	T	89.7554
	S	97.826
2	T	83.4625
	S	105.202
3	T	82.5385
	S	106.379
4	T	82.5143
	S	106.411
5	T	84.4379
	S	103.986
6	T	82.8164
	S	106.022
7	T	82.7309
	S	106.132
8	T	348.3082
	S	25.209
9	T	82.7121
	S	106.156
10	T	82.5075
	S	106.419
11	T	82.4939
	S	106.437
12	T	82.2797
	S	106.714
13	T	82.5863
	S	106.318
14	T	82.5924
	S	106.310
15	T	422.0750
	S	20.803
16	T	84.9582
	S	103.350
17	T	82.1352
	S	106.902

**Event:** USF Pro Fall Combine Open Test - USF Pro 2000

**Track:** Indianapolis Motor Speedway RC

2.439 mile(s)

**Report:** Section Data Report

Indy Pro 2000 Championship

**Session:** Test Session 4

October 23, 2022



**Section Data for Car 21 - Hyman, Raoul (R)**

Lap	T/S	Lap
1	T	408.3849
	S	21.500
2	T	84.6131
	S	103.771
3	T	84.0544
	S	104.461
4	T	83.0375
	S	105.740
5	T	84.4788
	S	103.936
6	T	83.1900
	S	105.546
7	T	84.1065
	S	104.396
8	T	83.2347
	S	105.490
9	T	82.6086
	S	106.289
10	T	83.1360
	S	105.615
11	T	82.7126
	S	106.156
12	T	82.6689
	S	106.212
13	T	82.4423
	S	106.504
14	T	663.0786
	S	13.242
15	T	86.4327
	S	101.587
16	T	83.0084
	S	105.777
17	T	82.2109
	S	106.803
18	T	82.0447
	S	107.020
19	T	85.2296
	S	103.021

**Event:** USF Pro Fall Combine Open Test - USF Pro 2000

**Track:** Indianapolis Motor Speedway RC

2.439 mile(s)

**Report:** Section Data Report

Indy Pro 2000 Championship



**Session:** Test Session 4

October 23, 2022

**Section Data for Car 21 - Hyman, Raoul (R)**

Lap	T/Slap	
20	T	82.7449
	S	106.114

**Event:** USF Pro Fall Combine Open Test - USF Pro 2000

**Track:** Indianapolis Motor Speedway RC

2.439 mile(s)

**Report:** Section Data Report

Indy Pro 2000 Championship

**Session:** Test Session 4

October 23, 2022



**Section Data for Car 4 - Escotto, Ricardo (R)**

Lap	T/S	Lap
1	T	98.8566
	S	88.820
2	T	296.9534
	S	29.568
3	T	85.3495
	S	102.876
4	T	83.7689
	S	104.817
5	T	83.5407
	S	105.103
6	T	88.5871
	S	99.116
7	T	83.9162
	S	104.633
8	T	86.2679
	S	101.781
9	T	84.2768
	S	104.185
10	T	87.8089
	S	99.994
11	T	83.7289
	S	104.867
12	T	229.2329
	S	38.303
13	T	86.2440
	S	101.809
14	T	84.0812
	S	104.428
15	T	83.2686
	S	105.447
16	T	83.2601
	S	105.457
17	T	83.1044
	S	105.655
18	T	83.3672
	S	105.322
19	T	83.3822
	S	105.303



**Event:** USF Pro Fall Combine Open Test - USF Pro 2000

**Track:** Indianapolis Motor Speedway RC

2.439 mile(s)

**Report:** Section Data Report

Indy Pro 2000 Championship

**Session:** Test Session 4

October 23, 2022



**Section Data for Car 4 - Escotto, Ricardo (R)**

Lap	T/Slap	
20	T	83.1531
	S	105.593
21	T	83.8328
	S	104.737
22	T	85.7677
	S	102.374
23	T	310.1491
	S	28.310

**Event:** USF Pro Fall Combine Open Test - USF Pro 2000

**Track:** Indianapolis Motor Speedway RC

2.439 mile(s)

**Report:** Section Data Report

Indy Pro 2000 Championship



**Session:** Test Session 4

October 23, 2022

**Section Data for Car 40 - Miller, Jack William**

Lap	T/S	Lap
1	T	85.6483
	S	102.517
2	T	305.6918
	S	28.723
3	T	83.8040
	S	104.773
4	T	83.2200
	S	105.508
5	T	82.7288
	S	106.135
6	T	82.8562
	S	105.972
7	T	82.7522
	S	106.105
8	T	82.3826
	S	106.581
9	T	290.8643
	S	30.187
10	T	82.8559
	S	105.972
11	T	82.7280
	S	106.136
12	T	83.0235
	S	105.758
13	T	82.7155
	S	106.152
14	T	88.0030
	S	99.774
15	T	333.5776
	S	26.322
16	T	85.0469
	S	103.242
17	T	82.9972
	S	105.792
18	T	82.2487
	S	106.754
19	T	82.2176
	S	106.795

**Event:** USF Pro Fall Combine Open Test - USF Pro 2000

**Track:** Indianapolis Motor Speedway RC

2.439 mile(s)

**Report:** Section Data Report

Indy Pro 2000 Championship

**Session:** Test Session 4

October 23, 2022



**Section Data for Car 40 - Miller, Jack William**

Lap	T/Slap	
20	T	81.9745
	S	107.111
21	T	82.0835
	S	106.969
22	T	83.4880
	S	105.170
23	T	100.3746
	S	87.476

**Event:** USF Pro Fall Combine Open Test - USF Pro 2000

**Track:** Indianapolis Motor Speedway RC

2.439 mile(s)

**Report:** Section Data Report

Indy Pro 2000 Championship



**Session:** Test Session 4

October 23, 2022

**Section Data for Car 47 - Monteiro, Nicolas (R)**

Lap	T/SLap	
1	T	89.7673
	S	97.813
2	T	525.8758
	S	16.697
3	T	89.5115
	S	98.092
4	T	85.0173
	S	103.278
5	T	84.8814
	S	103.443
6	T	92.6089
	S	94.812
7	T	83.9537
	S	104.586
8	T	83.4037
	S	105.276
9	T	83.3925
	S	105.290
10	T	83.6915
	S	104.914
11	T	84.5599
	S	103.836
12	T	611.3349
	S	14.363
13	T	84.1295
	S	104.368
14	T	83.8725
	S	104.687
15	T	83.1886
	S	105.548
16	T	83.2511
	S	105.469
17	T	83.4658
	S	105.198
18	T	83.6784
	S	104.930
19	T	83.6015
	S	105.027

**Event:** USF Pro Fall Combine Open Test - USF Pro 2000

**Track:** Indianapolis Motor Speedway RC

2.439 mile(s)

**Report:** Section Data Report

Indy Pro 2000 Championship



**Session:** Test Session 4

October 23, 2022

**Section Data for Car 47 - Monteiro, Nicolas (R)**

Lap	T/Slap	
20	T	92.3891
	S	95.037

**Event:** USF Pro Fall Combine Open Test - USF Pro 2000

**Track:** Indianapolis Motor Speedway RC

2.439 mile(s)

**Report:** Section Data Report

Indy Pro 2000 Championship



**Session:** Test Session 4

October 23, 2022

**Section Data for Car 5 - Pizzi, Francesco (R)**

Lap	T/SLap	
1	T	90.2973
	S	97.239
2	T	295.9169
	S	29.672
3	T	83.8620
	S	104.701
4	T	83.1559
	S	105.590
5	T	83.1496
	S	105.598
6	T	92.3089
	S	95.120
7	T	83.0488
	S	105.726
8	T	82.6366
	S	106.253
9	T	82.7990
	S	106.045
10	T	82.7836
	S	106.064
11	T	217.0466
	S	40.454
12	T	91.6286
	S	95.826
13	T	85.0958
	S	103.183
14	T	82.6115
	S	106.285
15	T	82.3912
	S	106.570
16	T	82.3845
	S	106.578
17	T	86.6963
	S	101.278
18	T	250.6999
	S	35.024
19	T	87.8711
	S	99.924

**Event:** USF Pro Fall Combine Open Test - USF Pro 2000

**Track:** Indianapolis Motor Speedway RC

2.439 mile(s)

**Report:** Section Data Report

Indy Pro 2000 Championship

**Session:** Test Session 4

October 23, 2022



**Section Data for Car 5 - Pizzi, Francesco (R)**

Lap	T/Slap	
20	T	83.1878
	S	105.549
21	T	82.4569
	S	106.485
22	T	82.1817
	S	106.841
23	T	82.4195
	S	106.533
24	T	88.6209
	S	99.078
25	T	91.7137
	S	95.737

**Event:** USF Pro Fall Combine Open Test - USF Pro 2000

**Track:** Indianapolis Motor Speedway RC

2.439 mile(s)

**Report:** Section Data Report

Indy Pro 2000 Championship

**Session:** Test Session 4

October 23, 2022



**Section Data for Car 52 - Lee, Jackson (R)**

Lap	T/S	Lap
1	T	86.5794
	S	101.414
2	T	285.4839
	S	30.756
3	T	83.8893
	S	104.667
4	T	83.8613
	S	104.701
5	T	83.2461
	S	105.475
6	T	83.1891
	S	105.547
7	T	83.0780
	S	105.689
8	T	83.9602
	S	104.578
9	T	83.4893
	S	105.168
10	T	83.1191
	S	105.636
11	T	83.1110
	S	105.647
12	T	83.4880
	S	105.170
13	T	83.9830
	S	104.550
14	T	323.6677
	S	27.128
15	T	83.0610
	S	105.710
16	T	83.1464
	S	105.602
17	T	83.0308
	S	105.749
18	T	83.2638
	S	105.453
19	T	283.4475
	S	30.977



**Event:** USF Pro Fall Combine Open Test - USF Pro 2000

**Track:** Indianapolis Motor Speedway RC

2.439 mile(s)

**Report:** Section Data Report

Indy Pro 2000 Championship

**Session:** Test Session 4

October 23, 2022



**Section Data for Car 52 - Lee, Jackson (R)**

Lap	T/Slap	
20	T	85.7466
	S	102.399
21	T	82.6234
	S	106.270
22	T	82.3308
	S	106.648

**Event:** USF Pro Fall Combine Open Test - USF Pro 2000

**Track:** Indianapolis Motor Speedway RC

2.439 mile(s)

**Report:** Section Data Report

Indy Pro 2000 Championship

**Session:** Test Session 4

October 23, 2022



**Section Data for Car 6 - Voisin, Callum (R)**

Lap	T/S	Lap
1	T	87.0550
	S	100.860
2	T	668.1951
	S	13.140
3	T	84.2285
	S	104.245
4	T	83.4174
	S	105.259
5	T	82.9000
	S	105.916
6	T	82.7664
	S	106.087
7	T	82.5594
	S	106.353
8	T	82.6145
	S	106.282
9	T	82.6643
	S	106.218
10	T	261.7122
	S	33.550
11	T	84.0209
	S	104.503
12	T	82.7854
	S	106.062
13	T	82.5239
	S	106.398
14	T	82.4305
	S	106.519
15	T	82.6003
	S	106.300
16	T	82.1316
	S	106.906
17	T	82.3930
	S	106.567
18	T	82.1309
	S	106.907
19	T	325.5203
	S	26.973

**Event:** USF Pro Fall Combine Open Test - USF Pro 2000

**Track:** Indianapolis Motor Speedway RC

2.439 mile(s)

**Report:** Section Data Report

Indy Pro 2000 Championship



**Session:** Test Session 4

October 23, 2022

**Section Data for Car 6 - Voisin, Callum (R)**

Lap	T/Slap	
20	T	90.0213
	S	97.537

**Event:** USF Pro Fall Combine Open Test - USF Pro 2000

**Track:** Indianapolis Motor Speedway RC

2.439 mile(s)

**Report:** Section Data Report

Indy Pro 2000 Championship



**Session:** Test Session 4

October 23, 2022

**Section Data for Car 7 - Garg, Bijoy**

Lap	T/S	Lap
1	T	85.1214
	S	103.151
2	T	83.9545
	S	104.585
3	T	83.7659
	S	104.821
4	T	82.9855
	S	105.806
5	T	83.3587
	S	105.333
6	T	83.2321
	S	105.493
7	T	83.7564
	S	104.833
8	T	83.4045
	S	105.275
9	T	261.9155
	S	33.524
10	T	83.4905
	S	105.166
11	T	83.1866
	S	105.551
12	T	83.1844
	S	105.553
13	T	83.2614
	S	105.456
14	T	83.0350
	S	105.743
15	T	240.4516
	S	36.516
16	T	86.7585
	S	101.205
17	T	82.7499
	S	106.108
18	T	82.5608
	S	106.351
19	T	82.1077
	S	106.938

**Event:** USF Pro Fall Combine Open Test - USF Pro 2000

**Track:** Indianapolis Motor Speedway RC

2.439 mile(s)

**Report:** Section Data Report

Indy Pro 2000 Championship



**Session:** Test Session 4

October 23, 2022

**Section Data for Car 7 - Garg, Bijoy**

Lap	T/Slap	
20	T	82.4926
	S	106.439
21	T	82.4476
	S	106.497

**Event:** USF Pro Fall Combine Open Test - USF Pro 2000

**Track:** Indianapolis Motor Speedway RC

2.439 mile(s)

**Report:** Section Data Report

Indy Pro 2000 Championship



**Session:** Test Session 4

October 23, 2022

**Section Data for Car 8 - Porto, Kiko**

Lap	T/SLap	
1	T	84.9963
	S	103.303
2	T	83.0163
	S	105.767
3	T	82.5896
	S	106.314
4	T	82.3699
	S	106.597
5	T	83.2284
	S	105.498
6	T	82.6314
	S	106.260
7	T	82.6406
	S	106.248
8	T	268.9138
	S	32.651
9	T	82.6539
	S	106.231
10	T	82.8358
	S	105.998
11	T	82.4801
	S	106.455
12	T	82.7465
	S	106.112
13	T	548.2253
	S	16.016
14	T	86.7126
	S	101.259
15	T	82.4436
	S	106.502
16	T	82.0529
	S	107.009
17	T	82.0806
	S	106.973
18	T	82.2693
	S	106.728
19	T	94.7519
	S	92.667

**Event:** USF Pro Fall Combine Open Test - USF Pro 2000

**Track:** Indianapolis Motor Speedway RC

2.439 mile(s)

**Report:** Section Data Report

Indy Pro 2000 Championship



**Session:** Test Session 4

October 23, 2022

**Section Data for Car 90 - Sundaramoorthy, Yuven**

Lap	T/S	Lap
1	T	84.9215
	S	103.394
2	T	661.1337
	S	13.281
3	T	86.3209
	S	101.718
4	T	83.3926
	S	105.290
5	T	82.6899
	S	106.185
6	T	82.7014
	S	106.170
7	T	82.8030
	S	106.040
8	T	82.8865
	S	105.933
9	T	82.8245
	S	106.012
10	T	82.7422
	S	106.118
11	T	82.8369
	S	105.996
12	T	82.6613
	S	106.221
13	T	82.8924
	S	105.925
14	T	252.3177
	S	34.799
15	T	85.0005
	S	103.298
16	T	83.0169
	S	105.766
17	T	82.0597
	S	107.000
18	T	82.7260
	S	106.138
19	T	82.0747
	S	106.981

**Event:** USF Pro Fall Combine Open Test - USF Pro 2000

**Track:** Indianapolis Motor Speedway RC

2.439 mile(s)

**Report:** Section Data Report

Indy Pro 2000 Championship



**Session:** Test Session 4

October 23, 2022

**Section Data for Car 90 - Sundaramoorthy, Yuven**

Lap	T/Slap	
20	T	82.0608
	S	106.999
21	T	82.0414
	S	107.024
22	T	82.0299
	S	107.039
23	T	90.2691
	S	97.269



**Event:** USF Pro Fall Combine Open Test - USF Pro 2000

**Track:** Indianapolis Motor Speedway RC

2.439 mile(s)

**Report:** Section Data Report

Indy Pro 2000 Championship



**Session:** Test Session 4

October 23, 2022

**Section Data for Car 93 - Denmark, Jace (R)**

Lap	T/SLap	
1	T	85.5220
	S	102.668
2	T	306.8536
	S	28.614
3	T	83.3711
	S	105.317
4	T	82.8921
	S	105.926
5	T	82.6940
	S	106.179
6	T	82.6135
	S	106.283
7	T	83.0984
	S	105.663
8	T	83.2650
	S	105.451
9	T	82.6022
	S	106.297
10	T	82.9268
	S	105.881
11	T	83.0992
	S	105.662
12	T	420.0969
	S	20.901
13	T	83.2350
	S	105.489
14	T	83.0624
	S	105.708
15	T	82.8807
	S	105.940
16	T	82.6790
	S	106.199
17	T	196.3901
	S	44.709
18	T	84.1219
	S	104.377
19	T	83.5729
	S	105.063

**Event:** USF Pro Fall Combine Open Test - USF Pro 2000

**Track:** Indianapolis Motor Speedway RC

2.439 mile(s)

**Report:** Section Data Report

Indy Pro 2000 Championship

**Session:** Test Session 4

October 23, 2022



**Section Data for Car 93 - Denmark, Jace (R)**

Lap	T/SLap	
20	T	82.5292
	S	106.391
21	T	82.3191
	S	106.663
22	T	82.1587
	S	106.871
23	T	82.5389
	S	106.379
24	T	88.2464
	S	99.499

Event: USF Pro Fall Combine Open Test - USF Pro 2000

Track: Indianapolis Motor Speedway RC

2.439 mile(s)

Report: Section Data Report

Indy Pro 2000 Championship








Session: Test Session 4

October 23, 2022

Section Data for Car

Report Support Information

Section Legend	
Name	Length
Lap	2.439000 miles

Color Legend	
	Fastest Lap
	Section Under Caution
	Section Under Green
	Section Time Data
	Section Speed Data

