

Event: USF Pro Fall Combine Open Test - USF Pro 2000

Track: Indianapolis Motor Speedway RC

2.439 mile(s)

Report: Section Data Report

Indy Pro 2000 Championship

Session: Test Session 5

October 23, 2022



Section Data for Car 18 - Rowe, Myles (R)

Lap	T/S	Lap
1	T	84.8053
	S	103.536
2	T	84.2426
	S	104.228
3	T	84.4738
	S	103.942
4	T	84.1196
	S	104.380
5	T	84.0719
	S	104.439
6	T	84.0238
	S	104.499
7	T	759.3772
	S	11.563
8	T	84.2002
	S	104.280
9	T	84.5430
	S	103.857
10	T	84.2512
	S	104.217
11	T	85.9999
	S	102.098
12	T	85.0409
	S	103.249
13	T	84.2481
	S	104.221
14	T	184.8873
	S	47.491
15	T	84.0129
	S	104.513
16	T	84.1072
	S	104.395
17	T	176.7937
	S	49.665
18	T	83.7530
	S	104.837
19	T	168.1432
	S	52.220

Event: USF Pro Fall Combine Open Test - USF Pro 2000

Track: Indianapolis Motor Speedway RC

2.439 mile(s)

Report: Section Data Report

Indy Pro 2000 Championship

Session: Test Session 5

October 23, 2022



Section Data for Car 18 - Rowe, Myles (R)

Lap	T/Slap	
20	T	83.6334
	S	104.987
21	T	83.4504
	S	105.217
22	T	83.6960
	S	104.908
23	T	84.0284
	S	104.493
24	T	83.5943
	S	105.036

Event: USF Pro Fall Combine Open Test - USF Pro 2000

Track: Indianapolis Motor Speedway RC

2.439 mile(s)

Report: Section Data Report

Indy Pro 2000 Championship



Session: Test Session 5

October 23, 2022

Section Data for Car 19 - Missig, Jordan

Lap	T/S	Lap
1	T	85.1780
	S	103.083
2	T	84.5061
	S	103.903
3	T	85.1282
	S	103.143
4	T	84.7330
	S	103.624
5	T	84.5552
	S	103.842
6	T	840.6553
	S	10.445
7	T	84.1514
	S	104.341
8	T	84.1464
	S	104.347
9	T	84.3038
	S	104.152
10	T	84.0440
	S	104.474
11	T	186.3387
	S	47.121
12	T	84.3082
	S	104.146
13	T	83.9396
	S	104.604
14	T	84.2467
	S	104.222
15	T	203.0738
	S	43.237
16	T	84.1710
	S	104.316
17	T	163.8376
	S	53.592
18	T	84.5655
	S	103.830
19	T	83.5046
	S	105.149

Event: USF Pro Fall Combine Open Test - USF Pro 2000

Track: Indianapolis Motor Speedway RC

2.439 mile(s)

Report: Section Data Report

Indy Pro 2000 Championship

Session: Test Session 5

October 23, 2022



Section Data for Car 19 - Missig, Jordan

Lap	T/Slap	
20	T	83.6211
	S	105.002
21	T	83.8505
	S	104.715
22	T	83.7429
	S	104.849
23	T	84.2847
	S	104.175

Event: USF Pro Fall Combine Open Test - USF Pro 2000

Track: Indianapolis Motor Speedway RC

2.439 mile(s)

Report: Section Data Report

Indy Pro 2000 Championship



Session: Test Session 5

October 23, 2022

Section Data for Car 2 - Browne, Jonathan

Lap	T/S	Lap
1	T	210.2746
	S	41.757
2	T	83.8536
	S	104.711
3	T	518.1193
	S	16.947
4	T	87.7180
	S	100.098
5	T	83.7268
	S	104.870
6	T	83.3803
	S	105.305
7	T	83.4208
	S	105.254
8	T	84.8492
	S	103.482
9	T	229.9802
	S	38.179
10	T	83.6321
	S	104.988
11	T	83.3719
	S	105.316
12	T	83.4483
	S	105.220
13	T	83.2019
	S	105.531
14	T	346.6671
	S	25.328
15	T	82.8458
	S	105.985
16	T	82.7942
	S	106.051
17	T	82.8231
	S	106.014
18	T	82.9816
	S	105.811

Event: USF Pro Fall Combine Open Test - USF Pro 2000

Track: Indianapolis Motor Speedway RC

2.439 mile(s)

Report: Section Data Report

Indy Pro 2000 Championship



Session: Test Session 5

October 23, 2022

Section Data for Car 21 - Hyman, Raoul (R)

Lap	T/SLap	
1	T	84.2092
	S	104.269
2	T	85.2158
	S	103.037
3	T	84.2578
	S	104.209
4	T	83.6409
	S	104.977
5	T	83.5319
	S	105.114
6	T	83.7032
	S	104.899
7	T	83.7986
	S	104.780
8	T	83.8213
	S	104.751
9	T	796.6219
	S	11.022
10	T	83.9318
	S	104.614
11	T	83.1954
	S	105.539
12	T	83.8956
	S	104.659
13	T	83.4265
	S	105.247
14	T	83.6241
	S	104.998
15	T	83.4823
	S	105.177
16	T	245.4799
	S	35.768
17	T	83.6531
	S	104.962
18	T	83.1841
	S	105.554
19	T	84.0036
	S	104.524

Event: USF Pro Fall Combine Open Test - USF Pro 2000

Track: Indianapolis Motor Speedway RC

2.439 mile(s)

Report: Section Data Report

Indy Pro 2000 Championship

Session: Test Session 5

October 23, 2022



Section Data for Car 21 - Hyman, Raoul (R)

Lap	T/Slap	
20	T	212.9368
	S	41.235
21	T	83.2369
	S	105.487
22	T	82.8310
	S	106.004
23	T	82.8257
	S	106.011
24	T	83.1754
	S	105.565
25	T	84.0797
	S	104.429

Event: USF Pro Fall Combine Open Test - USF Pro 2000

Track: Indianapolis Motor Speedway RC

2.439 mile(s)

Report: Section Data Report

Indy Pro 2000 Championship



Session: Test Session 5

October 23, 2022

Section Data for Car 4 - Escotto, Ricardo (R)

Lap	T/SLap	
1	T	85.7892
	S	102.349
2	T	84.5737
	S	103.820
3	T	84.2859
	S	104.174
4	T	84.2857
	S	104.174
5	T	591.6481
	S	14.841
6	T	84.2751
	S	104.187
7	T	84.0804
	S	104.429
8	T	84.1902
	S	104.292
9	T	84.0499
	S	104.467
10	T	84.1649
	S	104.324
11	T	84.5519
	S	103.846
12	T	379.8443
	S	23.116
13	T	85.4422
	S	102.764
14	T	83.9609
	S	104.577
15	T	83.2632
	S	105.454
16	T	83.5275
	S	105.120
17	T	83.6302
	S	104.991
18	T	96.8044
	S	90.702
19	T	83.9001
	S	104.653

Event: USF Pro Fall Combine Open Test - USF Pro 2000

Track: Indianapolis Motor Speedway RC

2.439 mile(s)

Report: Section Data Report

Indy Pro 2000 Championship



Session: Test Session 5

October 23, 2022

Section Data for Car 4 - Escotto, Ricardo (R)

Lap	T/Slap	
20	T	84.0967
	S	104.408

Event: USF Pro Fall Combine Open Test - USF Pro 2000

Track: Indianapolis Motor Speedway RC

2.439 mile(s)

Report: Section Data Report

Indy Pro 2000 Championship



Session: Test Session 5

October 23, 2022

Section Data for Car 40 - Miller, Jack William

Lap	T/S	Lap
1	T	89.8117
	S	97.765
2	T	90.1700
	S	97.376
3	T	83.3909
	S	105.292
4	T	83.6985
	S	104.905
5	T	87.5744
	S	100.262
6	T	170.2048
	S	51.587
7	T	83.7923
	S	104.788
8	T	608.9755
	S	14.418
9	T	83.3879
	S	105.296
10	T	83.7112
	S	104.889
11	T	84.9757
	S	103.328
12	T	83.5973
	S	105.032
13	T	83.3341
	S	105.364
14	T	353.9825
	S	24.805
15	T	83.5930
	S	105.038
16	T	83.2635
	S	105.453
17	T	83.2302
	S	105.495
18	T	87.1191
	S	100.786
19	T	291.9381
	S	30.076

Event: USF Pro Fall Combine Open Test - USF Pro 2000

Track: Indianapolis Motor Speedway RC

2.439 mile(s)

Report: Section Data Report

Indy Pro 2000 Championship

Session: Test Session 5

October 23, 2022



Section Data for Car 40 - Miller, Jack William

Lap	T/SLap	
20	T	85.5993
	S	102.576
21	T	83.7725
	S	104.812
22	T	83.3809
	S	105.305
23	T	83.5262
	S	105.122
24	T	83.3991
	S	105.282

Event: USF Pro Fall Combine Open Test - USF Pro 2000

Track: Indianapolis Motor Speedway RC

2.439 mile(s)

Report: Section Data Report

Indy Pro 2000 Championship



Session: Test Session 5

October 23, 2022

Section Data for Car 47 - Monteiro, Nicolas (R)

Lap	T/SLap	
1	T	86.0322
	S	102.059
2	T	84.8129
	S	103.527
3	T	84.7219
	S	103.638
4	T	84.8722
	S	103.454
5	T	84.9353
	S	103.378
6	T	84.5992
	S	103.788
7	T	84.7821
	S	103.564
8	T	84.6086
	S	103.777
9	T	739.2860
	S	11.877
10	T	84.9755
	S	103.329
11	T	84.3444
	S	104.102
12	T	84.1980
	S	104.283
13	T	85.1194
	S	103.154
14	T	84.7169
	S	103.644
15	T	84.3014
	S	104.155
16	T	84.8879
	S	103.435
17	T	84.3919
	S	104.043
18	T	86.5364
	S	101.465
19	T	548.8652
	S	15.997

Event: USF Pro Fall Combine Open Test - USF Pro 2000

Track: Indianapolis Motor Speedway RC

2.439 mile(s)

Report: Section Data Report

Indy Pro 2000 Championship



Session: Test Session 5

October 23, 2022

Section Data for Car 47 - Monteiro, Nicolas (R)

Lap	T/Slap	
20	T	85.0873
	S	103.193
21	T	84.9391
	S	103.373
22	T	84.5422
	S	103.858
23	T	115.0139
	S	76.342

Event: USF Pro Fall Combine Open Test - USF Pro 2000

Track: Indianapolis Motor Speedway RC

2.439 mile(s)

Report: Section Data Report

Indy Pro 2000 Championship

Session: Test Session 5

October 23, 2022



Section Data for Car 5 - Pizzi, Francesco (R)

Lap	T/SLap	
1	T	86.5038
	S	101.503
2	T	84.4056
	S	104.026
3	T	83.7625
	S	104.825
4	T	83.6895
	S	104.916
5	T	595.8016
	S	14.737
6	T	83.8727
	S	104.687
7	T	83.8445
	S	104.722
8	T	83.6363
	S	104.983
9	T	83.8207
	S	104.752
10	T	89.9095
	S	97.658
11	T	83.4922
	S	105.164
12	T	418.6262
	S	20.974
13	T	83.8937
	S	104.661
14	T	83.2961
	S	105.412
15	T	85.8305
	S	102.299
16	T	84.0679
	S	104.444
17	T	83.3280
	S	105.372
18	T	282.1411
	S	31.121
19	T	83.6598
	S	104.954

Event: USF Pro Fall Combine Open Test - USF Pro 2000

Track: Indianapolis Motor Speedway RC

2.439 mile(s)

Report: Section Data Report

Indy Pro 2000 Championship

Session: Test Session 5

October 23, 2022



Section Data for Car 5 - Pizzi, Francesco (R)

Lap	T/Slap	
20	T	83.1408
	S	105.609

Event: USF Pro Fall Combine Open Test - USF Pro 2000

Track: Indianapolis Motor Speedway RC

2.439 mile(s)

Report: Section Data Report

Indy Pro 2000 Championship

Session: Test Session 5

October 23, 2022



Section Data for Car 52 - Lee, Jackson (R)

Lap	T/Slap	
1	T	84.6986
	S	103.666
2	T	84.7239
	S	103.635
3	T	83.5698
	S	105.067
4	T	84.0021
	S	104.526
5	T	128.7895
	S	68.176
6	T	84.9196
	S	103.397
7	T	85.0186
	S	103.276

Event: USF Pro Fall Combine Open Test - USF Pro 2000

Track: Indianapolis Motor Speedway RC

2.439 mile(s)

Report: Section Data Report

Indy Pro 2000 Championship



Session: Test Session 5

October 23, 2022

Section Data for Car 6 - Voisin, Callum (R)

Lap	T/S	Lap
1	T	86.3682
	S	101.662
2	T	83.8772
	S	104.682
3	T	83.4707
	S	105.191
4	T	85.6534
	S	102.511
5	T	616.2769
	S	14.247
6	T	83.7799
	S	104.803
7	T	83.3801
	S	105.306
8	T	83.6793
	S	104.929
9	T	83.3621
	S	105.328
10	T	83.3701
	S	105.318
11	T	83.8757
	S	104.683
12	T	83.5631
	S	105.075
13	T	287.6786
	S	30.522
14	T	83.4497
	S	105.218
15	T	82.8094
	S	106.031
16	T	82.4690
	S	106.469
17	T	82.7514
	S	106.106

Event: USF Pro Fall Combine Open Test - USF Pro 2000

Track: Indianapolis Motor Speedway RC

2.439 mile(s)

Report: Section Data Report

Indy Pro 2000 Championship



Session: Test Session 5

October 23, 2022

Section Data for Car 7 - Garg, Bijoy

Lap	T/S	Lap
1	T	84.5879
	S	103.802
2	T	84.1142
	S	104.387
3	T	83.9703
	S	104.566
4	T	83.6945
	S	104.910
5	T	663.8445
	S	13.227
6	T	83.9950
	S	104.535
7	T	83.9226
	S	104.625
8	T	83.6593
	S	104.954
9	T	83.7252
	S	104.872
10	T	713.3520
	S	12.309
11	T	83.9284
	S	104.618
12	T	83.3950
	S	105.287
13	T	85.3503
	S	102.875
14	T	83.6191
	S	105.005
15	T	83.6979
	S	104.906
16	T	91.3097
	S	96.161

Event: USF Pro Fall Combine Open Test - USF Pro 2000

Track: Indianapolis Motor Speedway RC

2.439 mile(s)

Report: Section Data Report

Indy Pro 2000 Championship

Session: Test Session 5

October 23, 2022



Section Data for Car 8 - Porto, Kiko

Lap	T/SLap	
1	T	84.6494
	S	103.727
2	T	84.2943
	S	104.164
3	T	84.0180
	S	104.506
4	T	83.8883
	S	104.668
5	T	774.9513
	S	11.330
6	T	85.3877
	S	102.830
7	T	83.3107
	S	105.393
8	T	83.6770
	S	104.932
9	T	321.5965
	S	27.303
10	T	88.6442
	S	99.052
11	T	83.2412
	S	105.481
12	T	83.0568
	S	105.716
13	T	83.4516
	S	105.215
14	T	83.3422
	S	105.354
15	T	83.1050
	S	105.654
16	T	87.5302
	S	100.313
17	T	83.2544
	S	105.465
18	T	168.3304
	S	52.162
19	T	83.2199
	S	105.508

Event: USF Pro Fall Combine Open Test - USF Pro 2000

Track: Indianapolis Motor Speedway RC

2.439 mile(s)

Report: Section Data Report

Indy Pro 2000 Championship



Session: Test Session 5

October 23, 2022

Section Data for Car 8 - Porto, Kiko

Lap	T/Slap	
20	T	83.2651
	S	105.451

Event: USF Pro Fall Combine Open Test - USF Pro 2000

Track: Indianapolis Motor Speedway RC

2.439 mile(s)

Report: Section Data Report

Indy Pro 2000 Championship

Session: Test Session 5

October 23, 2022



Section Data for Car 90 - Sundaramoorthy, Yuven

Lap	T/SLap	
1	T	83.8081
	S	104.768
2	T	83.6123
	S	105.013
3	T	84.1693
	S	104.318
4	T	83.7773
	S	104.806
5	T	87.4901
	S	100.359
6	T	86.6987
	S	101.275
7	T	83.8609
	S	104.702
8	T	84.5196
	S	103.886
9	T	83.6696
	S	104.941
10	T	1018.4368
	S	8.621
11	T	83.8877
	S	104.669
12	T	83.3540
	S	105.339
13	T	83.1220
	S	105.633
14	T	83.3185
	S	105.384
15	T	83.2665
	S	105.449
16	T	83.2382
	S	105.485
17	T	83.1991
	S	105.535
18	T	83.2357
	S	105.488
19	T	83.4094
	S	105.269

Event: USF Pro Fall Combine Open Test - USF Pro 2000

Track: Indianapolis Motor Speedway RC

2.439 mile(s)

Report: Section Data Report

Indy Pro 2000 Championship

Session: Test Session 5

October 23, 2022



Section Data for Car 90 - Sundaramoorthy, Yuven

Lap	T/SLap	
20	T	87.5953
	S	100.238
21	T	245.8155
	S	35.719
22	T	83.3636
	S	105.327
23	T	83.1174
	S	105.639
24	T	83.4544
	S	105.212

Event: USF Pro Fall Combine Open Test - USF Pro 2000

Track: Indianapolis Motor Speedway RC

2.439 mile(s)

Report: Section Data Report

Indy Pro 2000 Championship



Session: Test Session 5

October 23, 2022

Section Data for Car 93 - Denmark, Jace (R)

Lap	T/SLap	
1	T	84.5954
	S	103.793
2	T	83.8275
	S	104.744
3	T	83.6847
	S	104.922
4	T	84.1144
	S	104.386
5	T	84.3316
	S	104.118
6	T	83.6003
	S	105.028
7	T	83.7810
	S	104.802
8	T	83.8738
	S	104.686
9	T	83.5654
	S	105.072
10	T	514.7441
	S	17.058
11	T	83.6894
	S	104.917
12	T	83.4388
	S	105.232
13	T	83.5141
	S	105.137
14	T	84.2769
	S	104.185
15	T	86.5090
	S	101.497
16	T	84.9841
	S	103.318
17	T	83.6174
	S	105.007
18	T	186.1411
	S	47.171
19	T	83.8042
	S	104.773

Event: USF Pro Fall Combine Open Test - USF Pro 2000

Track: Indianapolis Motor Speedway RC

2.439 mile(s)

Report: Section Data Report

Indy Pro 2000 Championship



Session: Test Session 5

October 23, 2022

Section Data for Car 93 - Denmark, Jace (R)

Lap	T/SLap	
20	T	83.3020
	S	105.404
21	T	83.6417
	S	104.976
22	T	83.2177
	S	105.511
23	T	83.1846
	S	105.553
24	T	83.1343
	S	105.617
25	T	83.0491
	S	105.725
26	T	83.1346
	S	105.617
27	T	84.0668
	S	104.446
28	T	83.2611
	S	105.456
29	T	83.3233
	S	105.377
30	T	83.4797
	S	105.180
31	T	84.6474
	S	103.729

Event: USF Pro Fall Combine Open Test - USF Pro 2000

Track: Indianapolis Motor Speedway RC

2.439 mile(s)

Report: Section Data Report

Indy Pro 2000 Championship








Session: Test Session 5

October 23, 2022

Section Data for Car

Report Support Information

Section Legend	
Name	Length
Lap	2.439000 miles

Color Legend	
	Fastest Lap
	Section Under Caution
	Section Under Green
	Section Time Data
	Section Speed Data

