

Event: VP Racing Lubricants GP of Mid-Ohio

Round 17/18

Track: Mid-Ohio Sports Car Course

2.258 mile(s)



Report: Section Data Report

Indy Pro 2000 Championship

Session: Qualifications - Race 1

October 2, 2021

Section Data for Car 1 - Rasmussen, Christian (R)

Lap	T/S I6 to SF	SF to I4	I4 to I6	Lap	
1	T	18.8002	34.7375	27.0965	80.6342
	S	94.402	111.230	91.919	100.811
2	T			27.9058	496.0303
	S			89.253	16.388
3	T	17.9921	34.5400	26.8768	79.4089
	S	98.642	111.866	92.670	102.366
4	T	17.8345	33.8487	26.5295	78.2127
	S	99.513	114.151	93.883	103.932
5	T	17.7219	33.8693	26.2765	77.8677
	S	100.146	114.082	94.787	104.392
6	T	17.6004	33.6228	26.0628	77.2860
	S	100.837	114.918	95.565	105.178
7	T	17.4841	33.4292	26.0742	76.9875
	S	101.508	115.583	95.523	105.586
8	T			31.7898	180.9520
	S			78.348	44.922
9	T	18.0865	37.0215	27.8547	82.9627
	S	98.127	104.368	89.417	97.981
10	T	17.6947	33.4188	25.9419	77.0554
	S	100.300	115.619	96.010	105.493
11	T	17.4031	33.2770	25.9151	76.5952
	S	101.980	116.112	96.109	106.127
12	T	17.3764	33.2977	25.9431	76.6172
	S	102.137	116.040	96.006	106.096
13	T	17.4209	33.3391	26.3174	77.0774
	S	101.876	115.896	94.640	105.463

Event: VP Racing Lubricants GP of Mid-Ohio

Round 17/18

Track: Mid-Ohio Sports Car Course

2.258 mile(s)



Report: Section Data Report

Indy Pro 2000 Championship

Session: Qualifications - Race 1

October 2, 2021

Section Data for Car 18 - McElrea, Hunter

Lap	T/S I6 to SF	SF to I4	I4 to I6	Lap	
1	T	18.6048	34.5725	27.6029	574.2797
	S	95.393	111.761	90.233	14.155
2	T	17.9930	33.8799	26.5544	78.4273
	S	98.637	114.046	93.795	103.648
3	T			27.7302	156.2367
	S			89.818	52.029
4	T	18.1566	33.8166	26.3495	78.3227
	S	97.748	114.259	94.525	103.786
5	T	17.7263	33.5188	26.3370	77.5821
	S	100.121	115.275	94.570	104.777
6	T	17.6726	33.4751	26.3289	77.4766
	S	100.425	115.425	94.599	104.919
7	T	17.6289	33.5206	26.3497	77.4992
	S	100.674	115.268	94.524	104.889
8	T	17.5999	33.4784	26.2382	77.3165
	S	100.840	115.414	94.926	105.137
9	T	17.6709	33.4604	26.1495	77.2808
	S	100.435	115.476	95.248	105.185
10	T	17.6059	33.5724	26.2661	77.4444
	S	100.806	115.090	94.825	104.963
11	T	17.5334	37.4615	29.2342	84.2291
	S	101.222	103.142	85.198	96.508
12	T	17.5925	33.5308	26.3422	77.4655
	S	100.882	115.233	94.551	104.934

Event: VP Racing Lubricants GP of Mid-Ohio

Round 17/18

Track: Mid-Ohio Sports Car Course

2.258 mile(s)



Report: Section Data Report

Indy Pro 2000 Championship

Session: Qualifications - Race 1

October 2, 2021

Section Data for Car 19 - Missig, Jordan (R)

Lap	T/S I6 to SF	SF to I4	I4 to I6	Lap	
1	T	19.5424	35.3529	27.8349	82.7302
	S	90.817	109.294	89.481	98.257
2	T			30.3087	493.8045
	S			82.177	16.462
3	T	18.5939	34.5284	27.1817	80.3040
	S	95.449	111.904	91.631	101.225
4	T	18.3396	34.4901	27.0173	79.8470
	S	96.773	112.028	92.188	101.805
5	T			29.9101	159.5673
	S			83.272	50.943
6	T	18.9542	34.7722	27.2354	80.9618
	S	93.635	111.119	91.450	100.403
7	T	18.0426	34.0150	26.9248	78.9824
	S	98.366	113.593	92.505	102.919
8	T	17.9652	33.9538	26.4742	78.3932
	S	98.789	113.798	94.080	103.693
9	T	17.7739	33.7282	26.5505	78.0526
	S	99.853	114.559	93.809	104.145
10	T	17.8682	33.8233	26.5806	78.2721
	S	99.326	114.237	93.703	103.853
11	T	17.8406	33.6707	26.4799	77.9912
	S	99.479	114.754	94.059	104.227
12	T	17.7904	33.8774	26.8022	78.4700
	S	99.760	114.054	92.928	103.591
13	T	17.9108	33.9267	26.4791	78.3166
	S	99.090	113.889	94.062	103.794

Event: VP Racing Lubricants GP of Mid-Ohio
 Track: Mid-Ohio Sports Car Course
 Report: Section Data Report
 Session: Qualifications - Race 1

Round 17/18
 2.258 mile(s)



Indy Pro 2000 Championship
 October 2, 2021

Section Data for Car 22 - Ahmed, Enaam (R)

Lap	T/S I6 to SF	SF to I4	I4 to I6	Lap	
1	T	19.6176	35.4156	27.8491	82.8823
	S	90.468	109.101	89.435	98.076
2	T	18.2806	40.7397	28.2047	491.9539
	S	97.085	94.843	88.307	16.523
3	T	18.3663	34.2474	27.0667	79.6804
	S	96.632	112.822	92.020	102.018
4	T	17.9502	33.9166	26.5529	78.4197
	S	98.872	113.922	93.801	103.658
5	T	17.7842	33.6901	26.4344	77.9087
	S	99.795	114.688	94.221	104.338
6	T			29.5652	264.6027
	S			84.244	30.721
7	T	19.1524	35.8962	27.3845	82.4331
	S	92.666	107.640	90.952	98.611
8	T	18.2560	34.2590	26.8040	79.3190
	S	97.216	112.784	92.922	102.482
9	T	17.6618	33.3218	26.0498	77.0334
	S	100.487	115.956	95.612	105.523
10	T	17.6051	33.3228	26.2411	77.1690
	S	100.810	115.953	94.915	105.338
11	T	17.6131	35.9419	29.3012	82.8562
	S	100.764	107.503	85.003	98.107
12	T	17.6598	33.4435	26.1443	77.2476
	S	100.498	115.534	95.267	105.230

Event: VP Racing Lubricants GP of Mid-Ohio

Round 17/18

Track: Mid-Ohio Sports Car Course

2.258 mile(s)

Report: Section Data Report

Indy Pro 2000 Championship

Session: Qualifications - Race 1

October 2, 2021



Section Data for Car 3 - Roe, James (R)

Lap		T/S I6 to SF	I4 to I6
1	T	18.6324	30.8765
	S	95.252	80.666

Event: VP Racing Lubricants GP of Mid-Ohio

Round 17/18

Track: Mid-Ohio Sports Car Course

2.258 mile(s)



Report: Section Data Report

Indy Pro 2000 Championship

Session: Qualifications - Race 1

October 2, 2021

Section Data for Car 40 - Miller, Jack William (R)

Lap	T/S I6 to SF	SF to I4	I4 to I6	Lap	
1	T	19.3017	35.0409	27.4386	81.7812
	S	91.949	110.267	90.773	99.397
2	T			28.1505	501.1330
	S			88.477	16.221
3	T	18.4804	34.3427	27.2560	80.0791
	S	96.035	112.509	91.381	101.510
4	T	17.9957	34.0418	26.6491	78.6866
	S	98.622	113.504	93.462	103.306
5	T	17.9834	33.7314	26.5429	78.2577
	S	98.689	114.548	93.836	103.872
6	T			28.3905	261.6171
	S			87.729	31.071
7	T	18.5557	34.5533	28.9592	82.0682
	S	95.646	111.823	86.007	99.049
8	T	17.9460	33.8325	26.5822	78.3607
	S	98.895	114.206	93.697	103.736
9	T	17.6641	33.4273	26.1754	77.2668
	S	100.473	115.590	95.154	105.204
10	T	17.5755	33.3750	26.0449	76.9954
	S	100.980	115.771	95.630	105.575
11	T	17.5450	33.3275	26.0136	76.8861
	S	101.155	115.936	95.745	105.725
12	T	17.6339	33.4137	25.8670	76.9146
	S	100.646	115.637	96.288	105.686

Event: VP Racing Lubricants GP of Mid-Ohio
 Track: Mid-Ohio Sports Car Course
 Report: Section Data Report
 Session: Qualifications - Race 1

Round 17/18
 2.258 mile(s)



Indy Pro 2000 Championship
 October 2, 2021

Section Data for Car 42 - Petrov, Artem

Lap	T/S I6 to SF	SF to I4	I4 to I6	Lap	
1	T	20.0555	34.8731	27.4215	82.3501
	S	88.493	110.798	90.830	98.710
2	T	18.0663	41.7635	27.1915	491.3417
	S	98.237	92.518	91.598	16.544
3	T	18.0885	33.8236	26.6520	78.5641
	S	98.116	114.236	93.452	103.467
4	T	17.7277	33.4376	26.3647	77.5300
	S	100.113	115.554	94.470	104.847
5	T	17.8375	33.4046	26.2667	77.5088
	S	99.497	115.669	94.823	104.876
6	T	17.7365	33.5315	26.0662	77.3342
	S	100.063	115.231	95.552	105.113
7	T			37.8121	197.8067
	S			65.870	41.095
8	T	18.7535	33.9035	26.6439	79.3009
	S	94.637	113.967	93.480	102.506
9	T	17.5767	33.3247	25.9711	76.8725
	S	100.973	115.946	95.902	105.744
10	T	17.5018	33.0680	25.9075	76.4773
	S	101.405	116.846	96.137	106.290
11	T	17.4294	33.0905	25.9212	76.4411
	S	101.826	116.767	96.087	106.341
12	T	17.4822	33.3558	28.0456	78.8836
	S	101.519	115.838	88.808	103.048
13	T	17.6074	33.3410	26.1919	77.1403
	S	100.797	115.889	95.094	105.377

Event: VP Racing Lubricants GP of Mid-Ohio

Round 17/18

Track: Mid-Ohio Sports Car Course

2.258 mile(s)



Report: Section Data Report

Indy Pro 2000 Championship

Session: Qualifications - Race 1

October 2, 2021

Section Data for Car 44 - Brooks, Christian (R)

Lap	T/S I6 to SF	SF to I4	I4 to I6	Lap	
1	T	20.4879	35.1782	27.4998	83.1659
	S	86.625	109.837	90.571	97.742
2	T	18.2793	42.5191	27.8634	491.7962
	S	97.092	90.874	89.389	16.529
3	T	18.5662	34.1475	26.8882	79.6019
	S	95.592	113.152	92.631	102.118
4	T	17.9649	33.7122	26.6360	78.3131
	S	98.791	114.613	93.508	103.799
5	T	17.9185	33.4997	26.4309	77.8491
	S	99.047	115.340	94.234	104.417
6	T	17.8054	33.4546	26.2799	77.5399
	S	99.676	115.496	94.775	104.834
7	T	17.7266	33.3828	26.3622	77.4716
	S	100.119	115.744	94.479	104.926
8	T	17.7034	33.3697	26.1639	77.2370
	S	100.250	115.790	95.195	105.245
9	T			29.8146	207.6427
	S			83.539	39.148
10	T	18.3597	35.8230	26.7814	80.9641
	S	96.667	107.860	93.000	100.400
11	T	17.7427	33.4352	26.1813	77.3592
	S	100.028	115.563	95.132	105.079
12	T	17.6617	33.2518	26.2379	77.1514
	S	100.487	116.200	94.927	105.362
13	T	17.5591	33.1648	26.0934	76.8173
	S	101.074	116.505	95.453	105.820

Event: VP Racing Lubricants GP of Mid-Ohio

Round 17/18

Track: Mid-Ohio Sports Car Course

2.258 mile(s)



Report: Section Data Report

Indy Pro 2000 Championship

Session: Qualifications - Race 1

October 2, 2021

Section Data for Car 5 - Brichacek, Wyatt (R)

Lap	T/S I6 to SF	SF to I4	I4 to I6	Lap	
1	T	18.9738	34.9801	27.3475	81.3014
	S	93.538	110.459	91.075	99.984
2	T			28.8027	495.7957
	S			86.474	16.395
3	T	18.4206	34.4604	26.7776	79.6586
	S	96.347	112.125	93.014	102.045
4	T	18.0882	34.0381	26.6487	78.7750
	S	98.118	113.516	93.464	103.190
5	T	17.8302	34.0279	26.5805	78.4386
	S	99.537	113.550	93.703	103.633
6	T	17.7739	34.1349	26.3183	78.2271
	S	99.853	113.194	94.637	103.913
7	T			27.4439	181.9420
	S			90.755	44.678
8	T	18.0178	34.1479	28.7650	80.9307
	S	98.501	113.151	86.587	100.441
9	T	17.9025	33.6726	26.2232	77.7983
	S	99.135	114.748	94.980	104.486
10	T	17.6143	33.4700	26.1690	77.2533
	S	100.757	115.443	95.177	105.223
11	T	17.6589	33.6226	26.0837	77.3652
	S	100.503	114.919	95.488	105.070
12	T	17.5325	33.5534	26.4718	77.5577
	S	101.228	115.156	94.088	104.810
13	T	17.7351	33.4312	26.1779	77.3442
	S	100.071	115.577	95.144	105.099

Event: VP Racing Lubricants GP of Mid-Ohio

Round 17/18

Track: Mid-Ohio Sports Car Course

2.258 mile(s)



Report: Section Data Report

Indy Pro 2000 Championship

Session: Qualifications - Race 1

October 2, 2021

Section Data for Car 51 - Abel, Jacob

Lap	T/S I6 to SF	SF to I4	I4 to I6	Lap	
1	T	21.7121	35.7755	32.9542	582.1497
	S	81.741	108.003	75.580	13.963
2	T	18.3495	34.1520	26.7330	79.2345
	S	96.720	113.137	93.169	102.592
3	T	17.7307	33.6850	26.4448	77.8605
	S	100.096	114.706	94.184	104.402
4	T			28.0169	246.0835
	S			88.899	33.033
5	T	18.3739	34.3301	26.5459	79.2499
	S	96.592	112.550	93.825	102.572
6	T	17.6826	33.6061	26.3784	77.6671
	S	100.368	114.975	94.421	104.662
7	T	17.7092	33.3672	26.1504	77.2268
	S	100.218	115.798	95.245	105.259
8	T	17.5850	33.3266	26.0512	76.9628
	S	100.925	115.939	95.607	105.620
9	T	17.6237	33.3999	26.3355	77.3591
	S	100.704	115.685	94.575	105.079
10	T	17.6262	33.4564	30.2406	81.3232
	S	100.689	115.490	82.362	99.957
11	T	17.7986	33.3966	26.0557	77.2509
	S	99.714	115.696	95.591	105.226

Event: VP Racing Lubricants GP of Mid-Ohio
 Track: Mid-Ohio Sports Car Course
 Report: Section Data Report
 Session: Qualifications - Race 1

Round 17/18
 2.258 mile(s)



Indy Pro 2000 Championship
 October 2, 2021

Section Data for Car 55 - Gold, Reece (R)

Lap	T/S I6 to SF	SF to I4	I4 to I6	Lap	
1	T	19.2665	35.3444	27.4130	82.0239
	S	92.117	109.320	90.858	99.103
2	T	18.2751	40.1473	27.7468	492.1231
	S	97.114	96.242	89.765	16.518
3	T	18.4191	34.1536	26.8246	79.3973
	S	96.355	113.132	92.851	102.381
4	T	17.9638	33.6975	26.4494	78.1107
	S	98.797	114.663	94.168	104.068
5	T	17.8153	33.4590	26.2333	77.5076
	S	99.621	115.481	94.944	104.877
6	T			28.1908	253.5409
	S			88.351	32.061
7	T	18.5731	34.2808	26.6613	79.5152
	S	95.556	112.712	93.419	102.230
8	T	17.9948	33.7265	26.2744	77.9957
	S	98.627	114.565	94.795	104.221
9	T	17.7039	33.3772	26.0380	77.1191
	S	100.248	115.764	95.656	105.406
10	T	17.5705	33.3098	25.9573	76.8376
	S	101.009	115.998	95.953	105.792
11	T	17.5207	33.1624	26.0146	76.6977
	S	101.296	116.513	95.742	105.985
12	T	17.5808	33.2302	26.0050	76.8160
	S	100.949	116.276	95.777	105.822

Event: VP Racing Lubricants GP of Mid-Ohio

Round 17/18

Track: Mid-Ohio Sports Car Course

2.258 mile(s)



Report: Section Data Report

Indy Pro 2000 Championship

Session: Qualifications - Race 1

October 2, 2021

Section Data for Car 91 - Eves, Braden

Lap	T/S I6 to SF	SF to I4	I4 to I6	Lap	
1	T	18.3296	34.5186	26.8276	79.6758
	S	96.826	111.936	92.840	102.023
2	T	17.9530	47.2762	27.1548	496.3618
	S	98.857	81.730	91.722	16.377
3	T	18.8219	35.1778	26.9562	80.9559
	S	94.293	109.838	92.397	100.410
4	T	17.9430	33.8689	26.4793	78.2912
	S	98.912	114.083	94.061	103.828
5	T	17.8321	33.4757	26.2589	77.5667
	S	99.527	115.423	94.851	104.798
6	T	17.7945	33.4719	26.1613	77.4277
	S	99.737	115.436	95.205	104.986
7	T	17.6285	33.3580	26.0098	76.9963
	S	100.676	115.830	95.759	105.574
8	T			27.8337	210.9104
	S			89.484	38.541
9	T	18.0022	33.5546	26.7385	78.2953
	S	98.586	115.152	93.150	103.822
10	T	17.6281	33.3036	25.9110	76.8427
	S	100.679	116.019	96.124	105.785
11	T	17.4272	33.5536	26.1250	77.1058
	S	101.839	115.155	95.337	105.424
12	T	17.4237	33.2112	26.0259	76.6608
	S	101.860	116.342	95.700	106.036
13	T	17.5140	33.0977	26.0356	76.6473
	S	101.335	116.741	95.664	106.055

Event: VP Racing Lubricants GP of Mid-Ohio

Round 17/18

Track: Mid-Ohio Sports Car Course

2.258 mile(s)



Report: Section Data Report

Indy Pro 2000 Championship






Session: Qualifications - Race 1

October 2, 2021

Section Data for Car

Report Support Information

Section Legend	
Name	Length
I6 to SF	0.492992 miles
SF to I4	1.073295 miles
I4 to I6	0.691856 miles
Lap	2.258000 miles
SFP to I4	1.073295 miles
I6 to SFP	0.492992 miles

Color Legend	
	Fastest Lap
	Section Under Caution
	Section Under Green
	Section Time Data
	Section Speed Data

