

Event: INDY PRO2000 Cooper Tires GP of Road America

Round 9 / 10

Track: Road America

4.014 mile(s)



Report: Section Data Report

Indy Pro 2000 Championship

Session: Qualifications - Race 1

June 18, 2021

Section Data for Car 1 - Rasmussen, Christian (R)

Lap	T/S	I12 to I13	I13 to I14	I14 to SF	SF to I1	I1 to I2	I2 to I3	I3 to I4	I4 to I5	I5 to I6	I6 to I7	I7 to I8	I8 to I9	I9 to I10	I10 to I11	I11 to I12
1	T	5.2729	4.2015	7.6308	5.9222	9.8130	9.1222	12.3962	10.6386	11.5702	7.9793	11.6830	8.0986	8.1144	8.7011	4.0531
	S	99.566	105.157	127.236	142.069	120.619	103.145	135.470	95.493	97.881	95.959	114.911	138.324	147.381	93.327	118.933
2	T			8.2602	6.0499	10.2438	9.3532	12.8178	12.1150	12.1571	8.1174	11.9007	8.1236	8.2084	8.7712	4.0563
	S			117.541	139.071	115.547	100.598	131.015	83.855	93.155	94.326	112.808	137.898	145.693	92.581	118.839
3	T			7.5767	5.9076	9.8094	9.0783	12.2693	10.6825	11.7215	8.0181	11.7637	8.0525	8.0479	8.8095	4.0396
	S			128.144	142.421	120.663	103.644	136.872	95.100	96.617	95.494	114.122	139.115	148.599	92.178	119.330
4	T	5.5675					10.8094	12.6605	12.2440	13.0913	8.8201	13.4899	8.3010	8.1668	8.6992	4.0620
	S	94.297					87.045	132.642	82.972	86.508	86.811	99.519	134.951	146.435	93.347	118.672
5	T	5.2810	4.1303	7.5838			9.0803	12.3205	10.6216	11.5540	7.9339	11.6861	8.0714	8.1025	8.7970	4.0611
	S	99.413	106.970	128.024			103.621	136.303	95.646	98.018	96.508	114.880	138.790	147.598	92.309	118.698
6	T	5.2989	4.1636	7.5756	5.9274	9.7355	9.0599	12.2693	10.7644	11.5921	7.9537	11.7167	8.0751	8.0948	8.7538	4.0630
	S	99.077	106.114	128.163	141.945	121.579	103.854	136.872	94.377	97.696	96.267	114.580	138.726	147.738	92.765	118.643
7	T	5.4117														
	S	97.012														

Event: INDY PRO2000 Cooper Tires GP of Road America

Round 9 / 10

Track: Road America

4.014 mile(s)

Report: Section Data Report

Indy Pro 2000 Championship

Session: Qualifications - Race 1

June 18, 2021



Section Data for Car 1 - Rasmussen, Christian (R)

Lap	T/S Lap	PI to PO	PO to SF	SF to PI	PIA to PO
1	T	125.1971	139.3711		
	S	115.421	97.642		
2	T	130.5736			
	S	110.669			
3	T	125.3361		138.6927	
	S	115.293		103.070	
4	T	430.4786	284.7677	132.2132	300.3611
	S	33.568	3.481	102.928	5.066
5	T	124.8871			
	S	115.708			
6	T	125.0438		202.7682	
	S	115.563		70.499	
7	T				
	S				

<b>Event:</b>	<b>INDY PRO2000 Cooper Tires GP of Road America</b>	<b>Round 9 / 10</b>
<b>Track:</b>	<b>Road America</b>	<b>4.014 mile(s)</b>
<b>Report:</b>	<b>Section Data Report</b>	<b>Indy Pro 2000 Championship</b>
<b>Session:</b>	<b>Qualifications - Race 1</b>	<b>June 18, 2021</b>



**Section Data for Car 11 - Yeany, Hunter (R)**

Lap	T/S	I12 to I13	I13 to I14	I14 to SF	SF to I1	I1 to I2	I2 to I3	I3 to I4	I4 to I5	I5 to I6	I6 to I7	I7 to I8	I8 to I9	I9 to I10	I10 to I11	I11 to I12
1	T	5.5620	4.2571	7.7365			9.1889	12.6983	10.9270	11.8704	8.1016	11.7458	8.1882	8.2550	8.7732	4.0892
	S	94.391	103.784	125.497			102.396	132.247	92.972	95.405	94.510	114.296	136.810	144.871	92.560	117.883
2	T	5.2672	4.1395	7.6891	6.0837	10.0811	9.1450	12.6590	10.7566	11.6318	7.9793	11.7617	8.2058	8.2734	8.8765	4.1119
	S	99.673	106.732	126.271	138.298	117.411	102.888	132.658	94.445	97.362	95.959	114.142	136.517	144.549	91.483	117.232
3	T	5.2969	4.1869	7.6840	6.0878	9.8141	9.0652	12.6251	10.7837	11.6684	7.9128	11.7236	8.2354	8.2865	8.8409	4.1100
	S	99.115	105.524	126.355	138.205	120.606	103.794	133.014	94.208	97.057	96.765	114.513	136.026	144.320	91.851	117.286
4	T						10.2877	13.9325	11.6623	12.2612	8.4494	12.2490	8.3057	8.3992	8.9286	4.0980
	S						91.460	120.532	87.111	92.365	90.620	109.601	134.875	142.384	90.949	117.629
5	T	5.2713	4.1510	7.7262	6.0837	9.9143	9.0860	12.6672	10.7458	11.5960	7.9470	11.6749	8.1572	8.2745	8.7082	4.0832
	S	99.596	106.437	125.665	138.298	119.387	103.556	132.572	94.540	97.663	96.349	114.990	137.330	144.529	93.251	118.056
6	T	5.2158	4.1779	7.7382			9.0077	12.5204	10.6756	11.6201	7.9754	11.7022	8.2023	8.2859	8.7431	4.1053
	S	100.656	105.751	125.470			104.456	134.127	95.162	97.460	96.005	114.722	136.575	144.331	92.878	117.420
7	T	5.2730	4.2045	7.7098			9.0640	12.5683	10.8137	11.6364	7.9595	11.7521	8.2043	8.2867	8.7736	4.0837
	S	99.564	105.082	125.932			103.807	133.615	93.946	97.324	96.197	114.235	136.541	144.317	92.556	118.041
8	T	5.4767														
	S	95.861														

Event: INDY PRO2000 Cooper Tires GP of Road America

Round 9 / 10

Track: Road America

4.014 mile(s)

Report: Section Data Report

Indy Pro 2000 Championship



Session: Qualifications - Race 1

June 18, 2021

Section Data for Car 11 - Yeany, Hunter (R)

Lap	T/Slap	PI to PO	PO to SF	SF to PI	PIA to PO
1	T	127.4737		135.0166	
	S	113.360		100.791	
2	T	126.6616			
	S	114.087			
3	T	126.3213		149.3276	
	S	114.394		95.729	
4	T	378.2586	224.8022	130.4308	240.5983
	S	38.202	4.410	104.334	6.325
5	T	126.0865			
	S	114.607			
6	T	125.8625			
	S	114.811			
7	T	126.4148		188.6520	
	S	114.309		75.774	
8	T				
	S				

<b>Event:</b>	<b>INDY PRO2000 Cooper Tires GP of Road America</b>	<b>Round 9 / 10</b>
<b>Track:</b>	<b>Road America</b>	<b>4.014 mile(s)</b>
<b>Report:</b>	<b>Section Data Report</b>	<b>Indy Pro 2000 Championship</b>
<b>Session:</b>	<b>Qualifications - Race 1</b>	<b>June 18, 2021</b>



**Section Data for Car 18 - McElrea, Hunter**

Lap	T/S	I12 to I13	I13 to I14	I14 to SF	SF to I1	I1 to I2	I2 to I3	I3 to I4	I4 to I5	I5 to I6	I6 to I7	I7 to I8	I8 to I9	I9 to I10	I10 to I11	I11 to I12
1	T	5.2972	4.1531	7.6046	5.9450	9.7786	9.1333	12.4348	10.7414	11.7611	8.0782	11.9614	8.1880	8.1445	8.7175	4.0968
	S	99.109	106.383	127.674	141.525	121.044	103.020	135.050	94.579	96.292	94.784	112.236	136.813	146.836	93.151	117.664
2	T	6.0523	4.6997	7.8773	6.0173	9.9137	9.1270	12.4175	10.9265	11.7772	8.2085	11.9553	8.1601	8.1364	8.7970	4.1151
	S	86.744	94.010	123.254	139.824	119.394	103.091	135.238	92.977	96.160	93.279	112.293	137.281	146.983	92.309	117.141
3	T			7.6318			9.1149	12.3871	10.8923	11.6572	8.0817	11.9558	8.2016	8.1735	8.7614	4.0735
	S			127.219			103.228	135.570	93.269	97.150	94.743	112.289	136.586	146.315	92.684	118.337
4	T	5.2859	4.3277	7.6775			9.1010	12.3764	10.8709	11.6676	8.1076	11.9927	8.1855	8.2006	8.8072	4.1029
	S	99.321	102.091	126.462			103.385	135.687	93.452	97.064	94.440	111.943	136.855	145.832	92.202	117.489
5	T	5.3626					9.6810	12.5214	11.5181	11.9725	8.2839	11.9457	8.1805	8.1850	8.7291	4.0704
	S	97.900					97.191	134.116	88.201	94.592	92.430	112.384	136.939	146.110	93.027	118.427
6	T	5.2291	4.1726	7.6292			8.9693	12.4342	10.8694	11.6715	7.9900	11.8222	8.1390	8.1564	8.6931	4.0855
	S	100.400	105.886	127.262			104.903	135.056	93.465	97.031	95.830	113.558	137.637	146.622	93.413	117.989
7	T	5.2256	4.1725	7.6355	5.9728	9.7393	8.9919	12.3268	10.7143	11.5449	8.0348	11.8362	8.1512	8.1438	8.6726	4.0734
	S	100.467	105.888	127.157	140.866	121.532	104.640	136.233	94.818	98.095	95.296	113.423	137.431	146.849	93.633	118.340
8	T	5.3113	4.1837	7.6196	5.9718	9.7634	8.9778	12.3611	10.8334	11.8580	8.4858	15.2564	8.7938	8.8405	8.9994	4.3187
	S	98.846	105.605	127.423	140.889	121.232	104.804	135.855	93.776	95.505	90.231	87.996	127.388	135.276	90.233	111.618
9	T	5.6293														
	S	93.262														

Event: INDY PRO2000 Cooper Tires GP of Road America

Round 9 / 10

Track: Road America

4.014 mile(s)

Report: Section Data Report

Indy Pro 2000 Championship



Session: Qualifications - Race 1

June 18, 2021

Section Data for Car 18 - McElrea, Hunter

Lap	T/Slap	PI to PO	PO to SF	SF to PI	PIA to PO
1	T	126.0355	132.6408		
	S	114.653	102.596		
2	T	128.1809			
	S	112.734			
3	T	126.4165			
	S	114.308			
4	T	126.6524		139.0569	
	S	114.095		102.800	
5	T	219.9854	80.8697	126.4510	96.4066
	S	65.688	12.259	107.618	15.785
6	T	125.5989			
	S	115.052			
7	T	125.2356			
	S	115.386			
8	T	131.5747		172.4206	
	S	109.827		82.908	
9	T				
	S				

<b>Event:</b>	<b>INDY PRO2000 Cooper Tires GP of Road America</b>	<b>Round 9 / 10</b>
<b>Track:</b>	<b>Road America</b>	<b>4.014 mile(s)</b>
<b>Report:</b>	<b>Section Data Report</b>	<b>Indy Pro 2000 Championship</b>
<b>Session:</b>	<b>Qualifications - Race 1</b>	<b>June 18, 2021</b>



**Section Data for Car 21 - Simpson, Kyffin (R)**

Lap	T/S	I12 to I13	I13 to I14	I14 to SF	SF to I1	I1 to I2	I2 to I3	I3 to I4	I4 to I5	I5 to I6	I6 to I7	I7 to I8	I8 to I9	I9 to I10	I10 to I11	I11 to I12
1	T	5.4856	4.1619	7.5226	5.8771	9.8981	9.1756	12.3050	10.9470	11.6926	8.1511	11.9542	8.1044	8.0706	8.7814	4.0430
	S	95.705	106.158	129.066	143.160	119.582	102.545	136.474	92.803	96.856	93.936	112.304	138.225	148.181	92.473	119.230
2	T	5.3593	4.1087	7.5097	5.8789	9.8489	9.1408	12.2951	10.7176	11.7064	8.1217	11.8833	8.0916	8.0481	8.7930	4.0372
	S	97.961	107.532	129.287	143.116	120.180	102.935	136.584	94.789	96.742	94.276	112.974	138.443	148.595	92.351	119.401
3	T	5.3354	4.1374	7.5013	5.8776	9.8577	9.2068	12.4438	10.7478	11.8297	8.1127	11.9289	8.1021	8.0547	8.9103	4.0575
	S	98.399	106.786	129.432	143.147	120.072	102.197	134.952	94.523	95.734	94.381	112.542	138.264	148.473	91.136	118.804
4	T	5.5031					11.5899	12.9680	14.7518	13.0653	8.5412	11.8626	8.0097	7.9936	8.7865	4.0307
	S	95.401					81.184	129.497	68.867	86.680	89.646	113.171	139.859	149.608	92.420	119.593
5	T	5.2991	4.0931	7.5098	5.8793	9.8790	9.2169	12.2211	10.7791	11.5977	7.9799	11.7831	8.0632	8.0308	8.6684	4.0371
	S	99.073	107.942	129.286	143.106	119.813	102.085	137.411	94.248	97.649	95.951	113.934	138.931	148.915	93.679	119.404
6	T	5.3016	4.0969	7.4867	5.8795	9.8531	9.0866	12.2165	10.7254	11.7614	8.1072	11.8703	8.0770	8.0471	8.7693	4.0491
	S	99.027	107.842	129.685	143.101	120.128	103.549	137.463	94.720	96.290	94.445	113.097	138.693	148.614	92.601	119.050
7	T	5.4702														
	S	95.975														

Event: INDY PRO2000 Cooper Tires GP of Road America

Round 9 / 10

Track: Road America

4.014 mile(s)

Report: Section Data Report

Indy Pro 2000 Championship



Session: Qualifications - Race 1

June 18, 2021

Section Data for Car 21 - Simpson, Kyffin (R)

Lap	T/Slap	PI to PO	PO to SF	SF to PI	PIA to PO
1	T	126.1702		131.3625	
	S	114.531		103.594	
2	T	125.5403			
	S	115.106			
3	T	126.1037		138.6804	
	S	114.591		103.079	
4	T	492.3214	347.0375	132.6351	362.8226
	S	29.352	2.857	102.600	4.194
5	T	125.0376			
	S	115.568			
6	T	125.3277		207.1554	
	S	115.301		69.006	
7	T				
	S				



<b>Event:</b>	<b>INDY PRO2000 Cooper Tires GP of Road America</b>	<b>Round 9 / 10</b>
<b>Track:</b>	<b>Road America</b>	<b>4.014 mile(s)</b>
<b>Report:</b>	<b>Section Data Report</b>	<b>Indy Pro 2000 Championship</b>
<b>Session:</b>	<b>Qualifications - Race 1</b>	<b>June 18, 2021</b>



**Section Data for Car 22 - Sulaiman, Manuel**

Lap	T/S	I12 to I13	I13 to I14	I14 to SF	SF to I1	I1 to I2	I2 to I3	I3 to I4	I4 to I5	I5 to I6	I6 to I7	I7 to I8	I8 to I9	I9 to I10	I10 to I11	I11 to I12
1	T	5.3688	4.0991	7.4928			9.1053	12.2855	10.8362	11.5813	7.9872	11.8093	8.0713	8.0294	8.7416	4.0346
	S	97.787	107.784	129.579			103.336	136.691	93.751	97.787	95.864	113.682	138.791	148.941	92.894	119.478
2	T	5.4035	4.1231	7.5129	5.8608	9.8140	9.0201	12.1674	10.6612	11.7498	8.2073	13.9980	8.2259	8.1012	8.7441	4.0324
	S	97.159	107.157	129.232	143.558	120.607	104.312	138.018	95.290	96.385	93.293	95.907	136.183	147.621	92.868	119.543
3	T	5.3283	4.1259	7.5122	5.8798	9.7831	9.1133	12.2625	10.8298	11.6252	7.9965	11.8511	8.0717	8.0400	8.7544	4.0474
	S	98.530	107.084	129.244	143.094	120.988	103.246	136.947	93.807	97.418	95.752	113.281	138.785	148.745	92.759	119.100
4	T	5.4268					9.9404	12.5446	11.2359	12.2505	8.3921	11.7699	8.0399	8.0638	8.6607	4.0445
	S	96.742					94.655	133.868	90.416	92.445	91.238	114.062	139.333	148.306	93.762	119.185
5	T	5.3060	4.0913	7.5379	5.8915	9.7389	8.9642	12.2233	10.7398	11.5250	7.8988	11.7389	8.0628	8.0809	8.6741	4.0502
	S	98.945	107.990	128.804	142.810	121.537	104.963	137.387	94.593	98.265	96.936	114.363	138.938	147.992	93.617	119.018
6	T			7.5831	5.9043	9.7103	8.9596	12.2434	10.6442	11.5870	8.0050	11.8844	8.0826	8.0907	8.6956	4.0510
	S			128.036	142.500	121.895	105.017	137.161	95.443	97.739	95.650	112.963	138.597	147.813	93.386	118.994
7	T	5.5645														
	S	94.348														

Event: INDY PRO2000 Cooper Tires GP of Road America

Round 9 / 10

Track: Road America

4.014 mile(s)

Report: Section Data Report

Indy Pro 2000 Championship



Session: Qualifications - Race 1

June 18, 2021

Section Data for Car 22 - Sulaiman, Manuel

Lap	T/Slap	PI to PO	PO to SF	SF to PI	PIA to PO
1	T	125.0728		127.9319	
	S	115.536		106.372	
2	T	127.6217			
	S	113.228			
3	T	125.2212		138.5902	
	S	115.399		103.146	
4	T	479.4252	340.3185	125.7065	355.8476
	S	30.141	2.913	108.255	4.276
5	T	124.5236			
	S	116.045			
6	T	124.9608		213.8142	
	S	115.639		66.857	
7	T				
	S				

<b>Event:</b>	<b>INDY PRO2000 Cooper Tires GP of Road America</b>	<b>Round 9 / 10</b>
<b>Track:</b>	<b>Road America</b>	<b>4.014 mile(s)</b>
<b>Report:</b>	<b>Section Data Report</b>	<b>Indy Pro 2000 Championship</b>
<b>Session:</b>	<b>Qualifications - Race 1</b>	<b>June 18, 2021</b>



**Section Data for Car 3 - Roe, James (R)**

Lap	T/S	I12 to I13	I13 to I14	I14 to SF	SF to I1	I1 to I2	I2 to I3	I3 to I4	I4 to I5	I5 to I6	I6 to I7	I7 to I8	I8 to I9	I9 to I10	I10 to I11	I11 to I12
1	T	5.3144	4.0806	7.5211	5.8968	9.6515	9.0151	12.2943	10.8105	11.6731	8.0608	11.7693	8.0243	8.0078	8.7664	4.0576
	S	98.788	108.273	129.091	142.681	122.638	104.370	136.593	93.974	97.018	94.988	114.068	139.604	149.343	92.632	118.801
2	T	5.3115	4.1768	7.5876	5.9188	9.6524	9.0930	12.3003	10.8219	11.5726	8.0402	11.7862	8.0280	7.9799	8.8761	4.0508
	S	98.842	105.779	127.960	142.151	122.626	103.476	136.527	93.875	97.860	95.232	113.904	139.540	149.865	91.487	119.000
3	T	5.3075	4.1527	7.5409				8.9977	12.3083	10.7250	11.7051	8.0610	11.9008	8.0839	8.0935	8.7775
	S	98.917	106.393	128.752				104.572	136.438	94.723	96.753	94.986	112.808	138.575	147.762	92.514
4	T	5.3411	4.2147	7.5993	5.9581	9.6914	9.0641	12.3305	10.8076	11.6623	8.1640	11.9071	8.1172	8.1632	8.8436	4.0629
	S	98.294	104.828	127.763	141.213	122.133	103.806	136.192	94.000	97.108	93.788	112.748	138.007	146.500	91.823	118.646
5	T	5.3738						9.5930	12.6658	11.2395	11.9777	8.4690	14.1829	9.5843	8.3592	8.7602
	S	97.696						98.083	132.587	90.387	94.551	90.410	94.656	116.881	143.065	92.697
6	T	5.2383	4.1214	7.5777	5.9659	9.6392	9.0404	12.3883	10.8325	11.6014	7.9878	11.6963	8.0452	8.1168	8.7305	4.0443
	S	100.223	107.201	128.127	141.029	122.794	104.078	135.557	93.783	97.618	95.856	114.780	139.242	147.338	93.012	119.191
7	T	5.2321	4.1952	7.6231	5.9770	9.7215	9.0556	12.3532	10.7462	11.6062	8.0534	11.7398	8.0833	8.1155	8.8525	4.0803
	S	100.342	105.315	127.364	140.767	121.754	103.904	135.942	94.537	97.577	95.076	114.355	138.585	147.361	91.731	118.140
8	T	5.2933	4.2082	7.6183	5.9633	9.7962	9.1494	12.3994	10.8622	11.5828	8.1446	11.9434	8.7030	11.6586	10.7535	5.2168
	S	99.182	104.990	127.444	141.090	120.826	102.838	135.435	93.527	97.774	94.011	112.405	128.717	102.577	75.515	92.403
9	T	6.6081														
	S	79.448														

Event: INDY PRO2000 Cooper Tires GP of Road America

Round 9 / 10

Track: Road America

4.014 mile(s)

Report: Section Data Report

Indy Pro 2000 Championship



Session: Qualifications - Race 1

June 18, 2021

Section Data for Car 3 - Roe, James (R)

Lap	T/Slap	PI to PO	PO to SF	SF to PI	PIA to PO
1	T	124.9436		132.2003	
	S	115.655		102.938	
2	T	125.1961			
	S	115.422			
3	T	125.2847			
	S	115.341			
4	T	125.9271		137.3747	
	S	114.752		104.058	
5	T	294.6216	153.1798	129.7765	168.4055
	S	49.047	6.472	104.860	9.036
6	T	125.0260			
	S	115.579			
7	T	125.4349			
	S	115.202			
8	T	133.2930		161.4701	
	S	108.411		88.530	
9	T				
	S				

Event: **INDY PRO2000 Cooper Tires GP of Road America**

Round 9 / 10

Track: **Road America**

4.014 mile(s)



Report: **Section Data Report**

Indy Pro 2000 Championship

Session: **Qualifications - Race 1**

June 18, 2021

**Section Data for Car 40 - Miller, Jack William (R)**

Lap	T/S	I12 to I13	I13 to I14	I14 to SF	SF to I1	I1 to I2	I2 to I3	I3 to I4	I4 to I5	I5 to I6	I6 to I7	I7 to I8	I8 to I9	I9 to I10	I10 to I11	I11 to I12
1	T	5.7751					9.4056	12.5145	10.8351	11.7817	8.0669	11.7735	8.0904	8.1098	8.6437	4.0413
	S	90.908					100.037	134.190	93.761	96.124	94.916	114.027	138.464	147.465	93.947	119.280
2	T	5.3821	4.1324	7.5719	5.9443	9.8954	9.0878	12.3756	10.8217	11.5642	8.0861	11.8039	8.0346	7.9689	8.7614	4.0598
	S	97.546	106.916	128.225	141.541	119.615	103.535	135.696	93.877	97.932	94.691	113.734	139.425	150.072	92.684	118.736
3	T	5.4011	4.1091	7.5387	5.9150	9.7227	9.0665	12.2773	10.7856	11.7741	8.0786	11.9315	8.0517	7.9901	8.9653	4.0921
	S	97.202	107.522	128.790	142.242	121.739	103.779	136.782	94.191	96.186	94.779	112.517	139.129	149.674	90.576	117.799
4	T	5.3295	4.1242	7.5689	5.9487	9.8744	9.1574	12.3962	10.7163	11.5980	8.0297	11.8083	8.1186	8.1103	8.7109	4.0728
	S	98.508	107.128	128.276	141.437	119.869	102.748	135.470	94.800	97.646	95.356	113.691	137.983	147.456	93.222	118.357
5	T	5.4242					9.8360	12.7129	11.0817	12.0790	8.2557	11.9717	8.0870	8.0834	8.6981	4.0330
	S	96.788					95.660	132.096	91.674	93.758	92.746	112.139	138.522	147.946	93.359	119.525
6	T	5.4011	4.1344	7.6002	5.9450	9.7952	9.0083	12.2583	10.7575	11.5848	8.0523	11.7134	8.0564	8.0920	8.6804	4.0430
	S	97.202	106.864	127.748	141.525	120.838	104.449	136.994	94.437	97.757	95.089	114.612	139.048	147.789	93.549	119.230
7	T	5.2512	4.1027	7.5232	5.9220	9.7524	8.9650	12.2914	10.6861	11.6137	8.0462	11.7697	8.0605	8.0583	8.7057	4.0479
	S	99.977	107.690	129.055	142.074	121.369	104.954	136.625	95.068	97.514	95.161	114.064	138.977	148.407	93.277	119.085
8	T	5.5143														
	S	95.207														

Event: INDY PRO2000 Cooper Tires GP of Road America

Round 9 / 10

Track: Road America

4.014 mile(s)

Report: Section Data Report

Indy Pro 2000 Championship



Session: Qualifications - Race 1

June 18, 2021

Section Data for Car 40 - Miller, Jack William (R)

Lap	T/Slap	PI to PO	PO to SF	SF to PI	PIA to PO
1	T	238.2292	99.9786	124.1978	115.5978
	S	60.658	9.916	109.570	13.164
2	T	125.4901			
	S	115.152			
3	T	125.6994			
	S	114.960			
4	T	125.5642		137.4857	
	S	115.084		103.974	
5	T	249.6740	111.9849	125.8807	127.5476
	S	57.877	8.853	108.106	11.931
6	T	125.1223			
	S	115.490			
7	T	124.7960		206.6710	
	S	115.792		69.168	
8	T				
	S				

Event: INDY PRO2000 Cooper Tires GP of Road America

Round 9 / 10

Track: Road America

4.014 mile(s)



Report: Section Data Report

Indy Pro 2000 Championship

Session: Qualifications - Race 1

June 18, 2021

Section Data for Car 42 - Petrov, Artem

Lap	T/S	I12 to I13	I13 to I14	I14 to SF	SF to I1	I1 to I2	I2 to I3	I3 to I4	I4 to I5	I5 to I6	I6 to I7	I7 to I8	I8 to I9	I9 to I10	I10 to I11	I11 to I12
1	T	5.4406	4.2200	7.6250			9.1822	12.3771	10.8605	11.6424	8.0009	11.7623	8.0913	8.1234	9.8850	4.8449
	S	96.497	104.696	127.332			102.471	135.679	93.542	97.274	95.699	114.136	138.448	147.218	82.149	99.495
2	T	5.7237	4.2338	7.5564	5.8566	9.7777	9.1414	12.3204	10.6687	11.7117	8.0724	11.7593	8.0461	8.0455	8.7761	4.0468
	S	91.724	104.355	128.488	143.661	121.055	102.928	136.304	95.223	96.698	94.852	114.165	139.226	148.643	92.529	119.118
3	T	5.3848	4.1805	7.5249	5.8777	9.7588	9.1671	12.3430	10.8136	11.7167	8.0623	11.8412	8.0936	8.0596	8.7398	4.0771
	S	97.497	105.685	129.026	143.145	121.289	102.640	136.054	93.947	96.657	94.971	113.375	138.409	148.383	92.914	118.232
4	T	5.4092	4.1642	7.5856	5.9385	10.1239	9.4099	12.3961	10.7961	11.6362	8.1457	11.9652	8.1739	8.2131	9.3798	4.2444
	S	97.057	106.099	127.994	141.679	116.915	99.991	135.471	94.100	97.326	93.998	112.200	137.049	145.610	86.574	113.572
5	T	5.6145					9.8258	12.6954	11.2214	11.8294	8.1082	11.7693	8.0820	8.1420	8.7228	4.0517
	S	93.508					95.759	132.278	90.533	95.736	94.433	114.068	138.608	146.881	93.095	118.974
6	T	5.2997	4.1067	7.5891	5.9486	9.6989	9.0762	12.3617	10.6839	11.5950	8.0153	11.6898	8.0451	8.1021	8.6508	4.0730
	S	99.062	107.585	127.935	141.439	122.038	103.668	135.848	95.088	97.671	95.528	114.844	139.243	147.605	93.869	118.351
7	T	5.3105	4.1577	7.6159	5.9497	9.6334	9.0443	12.3054	10.5725	11.5366	7.9539	11.7281	8.0631	8.0590	8.6770	4.0513
	S	98.861	106.265	127.484	141.413	122.868	104.033	136.470	96.090	98.166	96.265	114.469	138.933	148.394	93.586	118.985
8	T			7.6359	5.9517	9.6628	9.0501	12.3760	10.7760	11.6221	7.9725	12.9749	10.5745	9.2815	9.2137	4.3280
	S			127.151	141.365	122.494	103.967	135.692	94.275	97.444	96.040	103.469	105.937	128.849	88.135	111.378
9	T	6.2548														
	S	83.936														

Event: INDY PRO2000 Cooper Tires GP of Road America

Round 9 / 10

Track: Road America

4.014 mile(s)

Report: Section Data Report

Indy Pro 2000 Championship



Session: Qualifications - Race 1

June 18, 2021

Section Data for Car 42 - Petrov, Artem

Lap	T/Slap	PI to PO	PO to SF	SF to PI	PIA to PO
1	T	127.7416	126.8843		
	S	113.122	107.251		
2	T	125.7366			
	S	114.926			
3	T	125.6407			
	S	115.014			
4	T	127.5818		140.0490	
	S	113.264		102.071	
5	T	291.7899	152.9898	126.1694	168.4473
	S	49.523	6.480	107.858	9.034
6	T	124.9359			
	S	115.663			
7	T	124.6584			
	S	115.920			
8	T	130.9355		171.5403	
	S	110.363		83.333	
9	T				
	S				



Event: INDY PRO2000 Cooper Tires GP of Road America

Round 9 / 10

Track: Road America

4.014 mile(s)



Report: Section Data Report

Indy Pro 2000 Championship

Session: Qualifications - Race 1

June 18, 2021

Section Data for Car 5 - Brichacek, Wyatt (R)

Lap	T/S	I12 to I13	I13 to I14	I14 to SF	SF to I1	I1 to I2	I2 to I3	I3 to I4	I4 to I5	I5 to I6	I6 to I7	I7 to I8	I8 to I9	I9 to I10	I10 to I11	I11 to I12
1	T	5.3761	4.1366	7.5877	5.9226	9.8675	9.1715	12.4463	10.7114	11.6637	8.0167	11.7610	8.1174	8.0889	8.7931	4.0755
	S	97.654	106.807	127.958	142.060	119.953	102.591	134.925	94.844	97.096	95.511	114.148	138.003	147.846	92.350	118.279
2	T			7.8431	5.9651	10.0036	9.3526	12.3279	10.7546	11.8391	8.1854	11.9377	8.1787	8.1777	8.8709	4.0812
	S			123.791	141.048	118.321	100.604	136.221	94.463	95.658	93.542	112.459	136.969	146.240	91.540	118.114
3	T	5.3195	4.2125	7.6340			9.1106	12.4909	10.8456	11.6897	8.1183	11.8841	8.1976	8.1744	8.7127	4.0661
	S	98.693	104.883	127.182			103.276	134.443	93.670	96.880	94.316	112.966	136.653	146.299	93.203	118.552
4	T	5.4224	262.3852				9.7681	12.6175	11.0655	12.1708	8.1323	11.9163	8.1451	8.1650	8.8129	4.1003
	S	96.821	1.684				96.325	133.094	91.809	93.051	94.153	112.661	137.534	146.468	92.143	117.563
5	T			7.7291			9.0523	12.4658	10.8269	11.7941	8.0263	11.7732	8.1274	8.1297	8.7232	4.0817
	S			125.617			103.941	134.714	93.832	96.023	95.397	114.030	137.833	147.104	93.090	118.099
6	T	5.3175	4.1116	7.6006	5.9801	9.9312	9.1570	12.4679	10.7502	11.7036	8.0430	11.8214	8.1216	8.1456	8.8045	4.1074
	S	98.731	107.457	127.741	140.694	119.184	102.753	134.691	94.501	96.765	95.199	113.565	137.932	146.817	92.231	117.360
7	T	5.2141	4.3115	7.7205	6.0018	9.9647	9.1247	12.3964	10.7960	11.7058	8.0467	11.8035	8.1521	8.1506	8.8003	4.1014
	S	100.689	102.474	125.757	140.185	118.783	103.117	135.468	94.101	96.747	95.155	113.737	137.416	146.727	92.275	117.532
8	T	5.4908														
	S	95.614														

Event: INDY PRO2000 Cooper Tires GP of Road America

Round 9 / 10

Track: Road America

4.014 mile(s)

Report: Section Data Report

Indy Pro 2000 Championship



Session: Qualifications - Race 1

June 18, 2021

Section Data for Car 5 - Brichacek, Wyatt (R)

Lap	T/S Lap	PI to PO	PO to SF	SF to PI	PIA to PO
1	T	125.7360		139.7156	
	S	114.927		97.401	
2	T	127.3184			
	S	113.498			
3	T	126.4140		137.6870	
	S	114.310		103.822	
4	T	258.2665	120.6750	126.4227	135.6764
	S	55.952	8.215	107.642	11.216
5	T	126.1518			
	S	114.548			
6	T	126.0632			
	S	114.628			
7	T	126.2901		241.2466	
	S	114.422		59.255	
8	T				
	S				

Event: INDY PRO2000 Cooper Tires GP of Road America

Round 9 / 10

Track: Road America

4.014 mile(s)

Report: Section Data Report

Indy Pro 2000 Championship

Session: Qualifications - Race 1

June 18, 2021



Section Data for Car 51 - Abel, Jacob

Lap	T/S	I12 to I13	I13 to I14	I14 to SF	SF to I1	I1 to I2	I2 to I3	I3 to I4	I4 to I5	I5 to I6	I6 to I7	I7 to I8	I8 to I9	I9 to I10	I10 to I11	I11 to I12
1	T	5.3750	4.1565	7.5470	5.8936	9.8430	9.1171	12.3346	10.6764	11.6773	8.0105	11.8053	8.0700	8.0592	8.6874	4.0249
	S	97.674	106.296	128.648	142.759	120.252	103.203	136.147	95.155	96.983	95.585	113.720	138.814	148.391	93.474	119.766
2	T	5.3265	4.0976	7.5307	5.8865	9.8168	9.0580	12.3157	10.6894	11.6515	8.1302	11.8736	8.0763	8.0594	8.6870	4.0259
	S	98.564	107.824	128.927	142.931	120.573	103.876	136.356	95.039	97.198	94.177	113.066	138.706	148.387	93.478	119.736
3	T	5.4620						9.6658	12.4897	11.4612	12.2579	8.7565	12.8443	8.2662	8.2252	4.0189
	S	96.119						97.344	134.456	88.639	92.389	87.442	104.521	135.519	145.396	119.945
4	T	5.3040	4.0919	7.5005	5.9119	9.7079	8.9516	12.2941	10.6165	11.6151	7.9711	11.7870	8.0787	8.1220	8.6731	4.0340
	S	98.982	107.974	129.446	142.317	121.925	105.111	136.595	95.692	97.502	96.057	113.897	138.664	147.243	93.628	119.496
5	T	5.2922	4.1130	7.5477	5.9433	9.7971	9.1280	12.3422	10.6804	11.6390	7.9594	11.8335	8.0699	8.1268	8.7132	4.0349
	S	99.203	107.420	128.636	141.565	120.815	103.079	136.063	95.119	97.302	96.198	113.449	138.816	147.156	93.197	119.469
6	T	5.5028	5.2779	8.2505	6.0079	9.9554	9.1265	12.2467	10.6843	11.6518	8.0607	11.8424	8.0307	8.0698	8.6768	4.0230
	S	95.406	83.711	117.679	140.043	118.894	103.096	137.124	95.084	97.195	94.989	113.364	139.493	148.196	93.588	119.822
7	T	5.3366	4.1715	7.5565	5.8793	9.8025	9.0564	12.1975	10.6279	11.7561	8.1506	11.9256	8.0449	8.0631	8.7218	4.0308
	S	98.377	105.914	128.487	143.106	120.748	103.894	137.677	95.589	96.333	93.942	112.573	139.247	148.319	93.105	119.591
8	T	5.3724	4.1401	7.5189	5.8536	9.7845	9.1293	12.1968	10.7008	11.8040	8.4235	12.7613	8.3488	11.0549	10.7070	5.2013
	S	97.722	106.717	129.129	143.734	120.971	103.065	137.685	94.938	95.942	90.898	105.201	134.178	108.179	75.842	92.678
9	T	6.4374														
	S	81.555														

Event: INDY PRO2000 Cooper Tires GP of Road America

Round 9 / 10

Track: Road America

4.014 mile(s)

Report: Section Data Report

Indy Pro 2000 Championship



Session: Qualifications - Race 1

June 18, 2021

Section Data for Car 51 - Abel, Jacob

Lap	T/Slap	PI to PO	PO to SF	SF to PI	PIA to PO
1	T	125.2778		132.9876	
	S	115.347		102.328	
2	T	125.2251		137.7943	
	S	115.395		103.742	
3	T	295.6629	155.7154	127.3199	171.1959
	S	48.875	6.367	106.884	8.889
4	T	124.6594			
	S	115.919			
5	T	125.2206			
	S	115.400			
6	T	127.4072			
	S	113.419			
7	T	125.3211			
	S	115.307			
8	T	132.9972		162.2351	
	S	108.652		88.113	
9	T				
	S				

Event: INDY PRO2000 Cooper Tires GP of Road America

Round 9 / 10

Track: Road America

4.014 mile(s)



Report: Section Data Report

Indy Pro 2000 Championship

Session: Qualifications - Race 1

June 18, 2021

Section Data for Car 55 - Gold, Reece (R)

Lap	T/S	I12 to I13	I13 to I14	I14 to SF	SF to I1	I1 to I2	I2 to I3	I3 to I4	I4 to I5	I5 to I6	I6 to I7	I7 to I8	I8 to I9	I9 to I10	I10 to I11	I11 to I12
1	T	5.4308	4.1247	7.5124			9.1160	12.2428	10.8067	11.7042	8.0661	11.8144	8.0226	7.9802	8.7158	4.5096
	S	96.671	107.115	129.241			103.215	137.168	94.007	96.760	94.926	113.633	139.634	149.860	93.169	106.893
2	T	5.5623	4.0981	7.4951	5.8682	9.7070	8.9884	12.2601	10.7209	11.5986	8.0157	11.8307	8.0745	8.0560	8.7383	4.0442
	S	94.385	107.810	129.539	143.377	121.936	104.680	136.974	94.760	97.641	95.523	113.476	138.736	148.449	92.929	119.194
3	T	5.4809	4.1221	7.4964			9.1021	12.2719	10.7442	11.5662	8.0701	11.9631	8.1216	8.0997	8.7593	4.0621
	S	95.787	107.183	129.517			103.373	136.843	94.554	97.915	94.879	112.220	137.932	147.649	92.707	118.669
4	T	5.3973					9.7430	12.4322	11.7760	12.0311	8.1025	11.8028	8.0179	8.0160	8.6317	4.0398
	S	97.271					96.573	135.078	86.269	94.131	94.499	113.744	139.716	149.190	94.077	119.324
5	T	5.3970	4.1037	7.5349	5.9074	9.7517	8.9788	12.2416	10.6490	11.5762	7.9696	11.7729	8.0558	8.0639	8.7494	4.0531
	S	97.276	107.663	128.855	142.425	121.377	104.792	137.181	95.399	97.830	96.075	114.033	139.058	148.304	92.812	118.933
6	T	5.3579	4.1115	7.5121	5.9042	9.6467	8.9898	12.2136	10.6950	11.5717	7.9946	11.8127	8.0617	8.0773	8.6523	4.0605
	S	97.986	107.459	129.246	142.503	122.699	104.664	137.496	94.989	97.868	95.775	113.649	138.957	148.058	93.853	118.716
7	T	5.5057														
	S	95.356														

Event: INDY PRO2000 Cooper Tires GP of Road America

Round 9 / 10

Track: Road America

4.014 mile(s)

Report: Section Data Report

Indy Pro 2000 Championship



Session: Qualifications - Race 1

June 18, 2021

Section Data for Car 55 - Gold, Reece (R)

Lap	T/S Lap	PI to PO	PO to SF	SF to PI	PIA to PO
1	T	125.6810		127.8292	
	S	114.977		106.458	
2	T	125.0581			
	S	115.549			
3	T	125.5350		134.0237	
	S	115.111		106.660	
4	T	512.2780	375.6922	128.0333	387.5884
	S	28.208	2.639	106.288	3.926
5	T	124.8050			
	S	115.784			
6	T	124.6616		199.4593	
	S	115.917		71.669	
7	T				
	S				

<b>Event:</b>	<b>INDY PRO2000 Cooper Tires GP of Road America</b>	<b>Round 9 / 10</b>
<b>Track:</b>	<b>Road America</b>	<b>4.014 mile(s)</b>
<b>Report:</b>	<b>Section Data Report</b>	<b>Indy Pro 2000 Championship</b>
<b>Session:</b>	<b>Qualifications - Race 1</b>	<b>June 18, 2021</b>



**Section Data for Car 91 - Eves, Braden**

Lap	T/S	I12 to I13	I13 to I14	I14 to SF	SF to I1	I1 to I2	I2 to I3	I3 to I4	I4 to I5	I5 to I6	I6 to I7	I7 to I8	I8 to I9	I9 to I10	I10 to I11	I11 to I12
1	T	5.3212	4.1296	7.5758	5.9059	9.8854	9.1517	12.3970	10.7235	11.6063	7.9861	11.8701	8.1453	8.1456	8.8177	4.0789
	S	98.662	106.988	128.159	142.462	119.736	102.812	135.462	94.737	97.576	95.877	113.099	137.531	146.817	92.093	118.180
2	T	5.3500	4.1370	7.5697	5.9241	9.7941	9.1470	12.3697	10.7175	11.5391	8.0065	11.7916	8.1282	8.1384	8.8272	4.0718
	S	98.131	106.797	128.263	142.024	120.852	102.865	135.761	94.790	98.145	95.633	113.852	137.820	146.946	91.994	118.386
3	T	5.2741	4.3872	7.7219			9.2158	15.8928	11.6705	11.7555	8.1695	11.9161	8.0735	8.0198	8.8486	4.0727
	S	99.543	100.706	125.734			102.097	105.665	87.049	96.338	93.724	112.663	138.754	149.120	91.771	118.360
4	T	5.3862					9.7685	12.4442	11.0027	11.8563	8.0971	11.7880	8.0858	8.0860	8.6514	4.0428
	S	97.471					96.321	134.948	92.333	95.519	94.562	113.887	138.543	147.899	93.863	119.236
5	T	5.2872	4.0976	7.5409	5.9293	9.8148	9.1274	12.3484	10.6349	11.5855	7.9393	11.7266	8.0907	8.1107	8.7915	4.0703
	S	99.296	107.824	128.752	141.899	120.597	103.086	135.995	95.526	97.751	96.442	114.483	138.459	147.448	92.367	118.430
6	T	5.2913	4.1083	7.5636	5.9439	9.8002	9.1132	12.3201	10.6486	11.5959	8.0405	11.8062	8.0532	8.0257	8.6853	4.0647
	S	99.219	107.543	128.366	141.551	120.777	103.247	136.307	95.403	97.664	95.228	113.711	139.103	149.010	93.497	118.593
7	T			7.5750	5.9037	9.8104	9.1276	12.2655	10.6989	11.6072	7.9807	11.8166	8.0767	8.0568	8.7563	4.0759
	S			128.173	142.515	120.651	103.084	136.914	94.955	97.569	95.942	113.611	138.699	148.435	92.738	118.267
8	T	5.3099	4.1132	7.5274	5.8982	9.7475	9.1025	12.2881	10.7038	11.6693	7.9985	11.8415	8.0839	8.0680	8.7809	4.0742
	S	98.872	107.415	128.983	142.648	121.430	103.368	136.662	94.911	97.050	95.728	113.372	138.575	148.229	92.479	118.317
9	T	5.6696														
	S	92.599														

Event: INDY PRO2000 Cooper Tires GP of Road America

Round 9 / 10

Track: Road America

4.014 mile(s)

Report: Section Data Report

Indy Pro 2000 Championship



Session: Qualifications - Race 1

June 18, 2021

Section Data for Car 91 - Eves, Braden

Lap	T/Slap	PI to PO	PO to SF	SF to PI	PIA to PO
1	T	125.7401		125.9604	
	S	114.923		108.037	
2	T	125.5119			
	S	115.132			
3	T	131.0083		141.5583	
	S	110.301		100.983	
4	T	247.3398	111.3043	125.0280	125.4029
	S	58.423	8.907	108.843	12.135
5	T	125.0951			
	S	115.515			
6	T	125.0607			
	S	115.547			
7	T	125.2433			
	S	115.379			
8	T	125.2069		206.3705	
	S	115.412		69.269	
9	T				
	S				



Event: **INDY PRO2000 Cooper Tires GP of Road America**

Round 9 / 10

Track: **Road America**

4.014 mile(s)



Report: **Section Data Report**

Indy Pro 2000 Championship






Session: **Qualifications - Race 1**

June 18, 2021

Section Data for Car

Report Support Information

Section Legend	
Name	Length
I12 to I13	0.145833 miles
I13 to I14	0.122727 miles
I14 to SF	0.269697 miles
SF to I1	0.233712 miles
I1 to I2	0.328788 miles
I2 to I3	0.261364 miles
I3 to I4	0.466477 miles
I4 to I5	0.282197 miles
I5 to I6	0.314583 miles
I6 to I7	0.212689 miles
I7 to I8	0.372917 miles
I8 to I9	0.311174 miles
I9 to I10	0.332197 miles
I10 to I11	0.225568 miles
I11 to I12	0.133902 miles
Lap	4.014000 miles
PI to PO	0.275379 miles
PO to SF	3.780114 miles
SF to PI	3.970833 miles
PO to I2	0.328788 miles
I13 to PI	0.349432 miles
PO to PI	3.737121 miles
PIA to PO	0.422711 miles

Color Legend	
	Fastest Lap
	Section Under Caution
	Section Under Green
	Section Time Data
	Section Speed Data

