

Event: Indy Pro 2000 GP by Andersen Companies

Round 14/15/16

Track: New Jersey Motorsports Park

2.14 mile(s)



Report: Section Data Report

Indy Pro 2000 Championship

Session: Qualifications - Race 1

August 28, 2021

Section Data for Car 1 - Rasmussen, Christian (R)

Lap	T/S I3 to SF	SF to I1	I1 to I2	I2 to I3	Lap	
1	T	13.1253	20.2548	17.2630	24.6018	75.2449
	S	119.166	107.988	102.215	88.962	102.386
2	T	12.9708	20.0146	17.1865	24.2669	74.4388
	S	120.586	109.284	102.670	90.190	103.494
3	T	12.9455	19.7769	17.2437	24.2279	74.1940
	S	120.821	110.597	102.330	90.335	103.836
4	T	12.9702	19.7892	17.1177	24.2105	74.0876
	S	120.591	110.529	103.083	90.400	103.985
5	T			18.5659	24.9738	169.8933
	S			95.042	87.637	45.346
6	T	13.0101	19.7869	17.1776	24.1314	74.1060
	S	120.221	110.541	102.724	90.697	103.959
7	T	12.9837	19.7547	17.0854	34.1875	84.0113
	S	120.466	110.722	103.278	64.019	91.702
8	T	12.9641	19.5872	17.0852	24.1320	73.7685
	S	120.648	111.668	103.279	90.694	104.435
9	T	12.9604	19.5696	17.0248	24.2536	73.8084
	S	120.682	111.769	103.646	90.240	104.378
10	T	12.9853	19.6149	17.1371	30.5036	80.2409
	S	120.451	111.511	102.966	71.750	96.011

Event: Indy Pro 2000 GP by Andersen Companies

Round 14/15/16

Track: New Jersey Motorsports Park

2.14 mile(s)



Report: Section Data Report

Indy Pro 2000 Championship

Session: Qualifications - Race 1

August 28, 2021

Section Data for Car 18 - McElrea, Hunter

Lap	T/S I3 to SF	SF to I1	I1 to I2	I2 to I3	Lap	
1	T	12.9777	19.8451	17.2704	24.2950	74.3882
	S	120.521	110.217	102.172	90.086	103.565
2	T	12.9833	19.6524	17.0646	24.0655	73.7658
	S	120.469	111.298	103.404	90.945	104.439
3	T	12.9999	19.5101	17.2055	24.2462	73.9617
	S	120.316	112.110	102.557	90.267	104.162
4	T			18.0111	24.8902	166.8318
	S			97.970	87.932	46.178
5	T	12.9302	19.5948	17.1190	24.0386	73.6826
	S	120.964	111.625	103.075	91.047	104.557
6	T	12.9807	19.3927	17.1197	24.0492	73.5423
	S	120.494	112.788	103.071	91.007	104.756
7	T	12.9852	19.3947	17.1567	24.2139	73.7505
	S	120.452	112.777	102.849	90.388	104.460
8	T	13.0346	19.8317	17.2266	24.8616	74.9545
	S	119.995	110.292	102.431	88.033	102.782

Event: Indy Pro 2000 GP by Andersen Companies

Round 14/15/16

Track: New Jersey Motorsports Park

2.14 mile(s)



Report: Section Data Report

Indy Pro 2000 Championship

Session: Qualifications - Race 1

August 28, 2021

Section Data for Car 21 - Simpson, Kyffin (R)

Lap	T/S I3 to SF	SF to I1	I1 to I2	I2 to I3	Lap	
1	T	12.9893	20.9094	17.4897	24.6878	76.0762
	S	120.414	104.607	100.891	88.653	101.267
2	T	12.9392	20.0724	17.2131	24.5819	74.8066
	S	120.880	108.969	102.512	89.034	102.986
3	T	13.0190	20.0823	17.2223	24.4758	74.7994
	S	120.139	108.915	102.457	89.420	102.995
4	T	12.9945	19.9780	17.1609	24.3892	74.5226
	S	120.366	109.484	102.824	89.738	103.378
5	T			17.7079	24.5825	206.3021
	S			99.647	89.032	37.343
6	T	12.9341	20.0807	17.4008	24.1412	74.5568
	S	120.928	108.924	101.406	90.660	103.331
7	T	12.9503	19.8982	17.1519	24.1096	74.1100
	S	120.776	109.923	102.878	90.779	103.954
8	T	12.9777	19.9799	17.2701	24.6607	74.8884
	S	120.521	109.474	102.173	88.750	102.873

Event: Indy Pro 2000 GP by Andersen Companies

Round 14/15/16

Track: New Jersey Motorsports Park

2.14 mile(s)



Report: Section Data Report

Indy Pro 2000 Championship

Session: Qualifications - Race 1

August 28, 2021

Section Data for Car 3 - Roe, James (R)

Lap	T/S I3 to SF	SF to I1	I1 to I2	I2 to I3	Lap	
1	T	13.1014	20.9952	17.5939	24.7886	76.4791
	S	119.383	104.180	100.293	88.292	100.733
2	T	13.0281	20.1087	17.2553	24.4058	74.7979
	S	120.055	108.772	102.261	89.677	102.998
3	T	13.1193	19.8693	17.2950	24.6054	74.8890
	S	119.221	110.083	102.026	88.949	102.872
4	T	13.0114	19.8631	17.2543	24.4114	74.5402
	S	120.209	110.117	102.267	89.656	103.354
5	T			19.3611	26.5923	282.0999
	S			91.139	82.303	27.309
6	T	13.0150	19.8862	17.1660	24.1664	74.2336
	S	120.176	109.989	102.793	90.565	103.780
7	T	12.9651	19.7679	17.0850	23.9520	73.7700
	S	120.639	110.648	103.280	91.376	104.433
8	T	12.9539	19.7952	17.0651	24.2035	74.0177
	S	120.743	110.495	103.401	90.426	104.083
9	T	12.9963	19.8190	17.2024	24.4209	74.4386
	S	120.349	110.362	102.576	89.621	103.495

Event: Indy Pro 2000 GP by Andersen Companies

Round 14/15/16

Track: New Jersey Motorsports Park

2.14 mile(s)



Report: Section Data Report

Indy Pro 2000 Championship

Session: Qualifications - Race 1

August 28, 2021

Section Data for Car 40 - Miller, Jack William (R)

Lap	T/S I3 to SF	SF to I1	I1 to I2	I2 to I3	Lap	
1	T	13.0765	20.4604	17.2955	24.4763	75.3087
	S	119.611	106.903	102.023	89.419	102.299
2	T	13.1518	20.0345	17.1939	24.3064	74.6866
	S	118.926	109.175	102.626	90.044	103.151
3	T	12.9864	19.7757	17.1653	24.3126	74.2400
	S	120.441	110.604	102.797	90.021	103.772
4	T	12.9690	20.9499	17.8156	25.3240	77.0585
	S	120.602	104.405	99.045	86.425	99.976
5	T			18.3335	26.5239	204.3430
	S			96.247	82.516	37.701
6	T	13.2120	21.2467	17.3574	25.3186	77.1347
	S	118.384	102.946	101.660	86.444	99.877
7	T	12.9916	19.8470	17.2716	24.4329	74.5431
	S	120.392	110.207	102.165	89.577	103.350
8	T	12.9825	19.8824	17.0819	24.1227	74.0695
	S	120.477	110.010	103.299	90.729	104.010
9	T	12.9767	19.7612	17.3919	24.1980	74.3278
	S	120.531	110.685	101.458	90.447	103.649
10	T	12.9852	19.7572	17.2390	24.3085	74.2899
	S	120.452	110.708	102.358	90.036	103.702

Event: Indy Pro 2000 GP by Andersen Companies

Round 14/15/16

Track: New Jersey Motorsports Park

2.14 mile(s)



Report: Section Data Report

Indy Pro 2000 Championship

Session: Qualifications - Race 1

August 28, 2021

Section Data for Car 42 - Petrov, Artem

Lap	T/S	I3 to SF	SF to I1	I1 to I2	I2 to I3	Lap
1	T	13.0688	21.0837	17.5102	24.7741	76.4368
	S	119.681	103.742	100.772	88.344	100.789
2	T	13.0280	20.0970	17.3110	24.3518	74.7878
	S	120.056	108.836	101.932	89.876	103.011
3	T	12.9708	19.9402	17.2012	24.2783	74.3905
	S	120.586	109.692	102.583	90.148	103.562
4	T	12.9936	21.4159	18.4854	25.0605	77.9554
	S	120.374	102.133	95.456	87.334	98.826
5	T			18.0219	24.3513	711.5893
	S			97.911	89.878	10.826
6	T	12.9716	19.9659	17.3922	24.0803	74.4100
	S	120.578	109.550	101.456	90.889	103.534
7	T	12.9366	24.3215	18.4815	25.9713	81.7109
	S	120.904	89.932	95.476	84.271	94.284

Event: Indy Pro 2000 GP by Andersen Companies

Round 14/15/16

Track: New Jersey Motorsports Park

2.14 mile(s)



Report: Section Data Report

Indy Pro 2000 Championship

Session: Qualifications - Race 1

August 28, 2021

Section Data for Car 5 - Brichacek, Wyatt (R)

Lap	T/S I3 to SF	SF to I1	I1 to I2	I2 to I3	Lap	
1	T	13.1766	20.6767	17.6560	24.9343	76.4436
	S	118.702	105.784	99.940	87.776	100.780
2	T	12.9887	20.1334	17.2140	24.3833	74.7194
	S	120.419	108.639	102.506	89.760	103.106
3	T	12.9712	20.1025	17.2137	24.2590	74.5464
	S	120.582	108.806	102.508	90.220	103.345
4	T	12.9646	20.8735	17.4050	24.4901	75.7332
	S	120.643	104.787	101.382	89.368	101.726
5	T			17.9750	24.9517	193.3357
	S			98.167	87.715	39.848
6	T	12.9881	20.1049	17.2784	24.1642	74.5356
	S	120.425	108.793	102.124	90.574	103.360
7	T	13.0196	19.9434	17.2108	24.2327	74.4065
	S	120.134	109.674	102.525	90.317	103.539
8	T	12.9950	19.7871	17.0644	24.4621	74.3086
	S	120.361	110.540	103.405	89.471	103.676
9	T	13.0114	19.9409	17.3183	24.6409	74.9115
	S	120.209	109.688	101.889	88.821	102.841
10	T	13.1269	19.9581	17.2802	24.4512	74.8164
	S	119.152	109.593	102.114	89.510	102.972

Event: Indy Pro 2000 GP by Andersen Companies

Round 14/15/16

Track: New Jersey Motorsports Park

2.14 mile(s)



Report: Section Data Report

Indy Pro 2000 Championship

Session: Qualifications - Race 1

August 28, 2021

Section Data for Car 51 - Abel, Jacob

Lap	T/S I3 to SF	SF to I1	I1 to I2	I2 to I3	Lap	
1	T	13.0662	20.5654	17.4455	24.4587	75.5358
	S	119.705	106.357	101.146	89.483	101.991
2	T	12.9355	19.9810	17.2942	24.2519	74.4626
	S	120.915	109.468	102.031	90.246	103.461
3	T	12.9658	19.9996	17.2875	24.2834	74.5363
	S	120.632	109.366	102.071	90.129	103.359
4	T			18.7280	24.8470	208.3786
	S			94.220	88.085	36.971
5	T	13.0394	20.5998	17.4412	24.2628	75.3432
	S	119.951	106.179	101.171	90.205	102.252
6	T	12.9736	19.8385	17.2277	24.3554	74.3952
	S	120.560	110.254	102.425	89.862	103.555
7	T	12.9684	19.8592	17.1972	24.1552	74.1800
	S	120.608	110.139	102.607	90.607	103.855

Event: Indy Pro 2000 GP by Andersen Companies

Round 14/15/16

Track: New Jersey Motorsports Park

2.14 mile(s)



Report: Section Data Report

Indy Pro 2000 Championship

Session: Qualifications - Race 1

August 28, 2021

Section Data for Car 55 - Gold, Reece (R)

Lap	T/S I3 to SF	SF to I1	I1 to I2	I2 to I3	Lap	
1	T	12.9938	20.3144	17.5605	24.6626	75.5313
	S	120.372	107.671	100.484	88.743	101.997
2	T	12.9182	20.1144	17.1874	24.3529	74.5729
	S	121.077	108.742	102.665	89.872	103.308
3	T	12.9007	19.8203	16.9982	24.4018	74.1210
	S	121.241	110.355	103.808	89.692	103.938
4	T	12.9305	20.0234	17.1715	24.4383	74.5637
	S	120.961	109.236	102.760	89.558	103.321
5	T			17.9276	24.8714	245.8169
	S			98.426	87.998	31.340
6	T	13.0393	19.9556	17.1622	24.3892	74.5463
	S	119.952	109.607	102.816	89.738	103.345
7	T	12.9174	19.7464	16.9389	24.1121	73.7148
	S	121.084	110.768	104.171	90.769	104.511
8	T	12.8947	19.5769	16.9534	23.9715	73.3965
	S	121.297	111.727	104.082	91.302	104.964
9	T	12.9570	19.5585	17.0678	24.2553	73.8386
	S	120.714	111.832	103.384	90.233	104.336

Event: Indy Pro 2000 GP by Andersen Companies

Round 14/15/16

Track: New Jersey Motorsports Park

2.14 mile(s)



Report: Section Data Report

Indy Pro 2000 Championship

Session: Qualifications - Race 1

August 28, 2021

Section Data for Car 91 - Eves, Braden

Lap	T/S I3 to SF	SF to I1	I1 to I2	I2 to I3	Lap	
1	T	13.1305	20.3190	17.5397	24.6401	75.6293
	S	119.119	107.647	100.603	88.824	101.865
2	T	12.9550	19.9420	17.3482	24.5676	74.8128
	S	120.733	109.682	101.713	89.086	102.977
3	T	12.9575	19.9380	17.2354	24.4841	74.6150
	S	120.709	109.704	102.379	89.390	103.250
4	T	12.9713	19.7204	17.2114	24.4435	74.3466
	S	120.581	110.914	102.522	89.539	103.623
5	T	12.9779	19.7886	17.4116	24.8523	75.0304
	S	120.520	110.532	101.343	88.066	102.678
6	T			17.9931	28.7507	311.0045
	S			98.068	76.125	24.771
7	T	12.9717	19.8469	17.2123	24.2701	74.3010
	S	120.577	110.207	102.517	90.178	103.686
8	T	12.9193	19.7110	17.1774	24.1848	73.9925
	S	121.066	110.967	102.725	90.496	104.119
9	T	12.9239	19.5055	17.1354	24.3248	73.8896
	S	121.023	112.136	102.977	89.976	104.264
10	T	12.9538	22.0016	18.7909	24.6500	78.3963
	S	120.744	99.414	93.904	88.788	98.270
11	T	12.9226	19.7464	17.3011	24.2318	74.2019
	S	121.035	110.768	101.990	90.321	103.825

Event: Indy Pro 2000 GP by Andersen Companies

Round 14/15/16

Track: New Jersey Motorsports Park

2.14 mile(s)



Report: Section Data Report

Indy Pro 2000 Championship






Session: Qualifications - Race 1

August 28, 2021

Section Data for Car

Report Support Information

Section Legend	
Name	Length
I3 to SF	0.434470 miles
SF to I1	0.607576 miles
I1 to I2	0.490152 miles
I2 to I3	0.607955 miles
Lap	2.140000 miles
SFP to I1	0.607576 miles
I3 to SFP	0.434470 miles

Color Legend	
	Fastest Lap
	Section Under Caution
	Section Under Green
	Section Time Data
	Section Speed Data

