

**Event:** Cooper Tires Indy Pro 2000 WRLS Grand Prix**Round 15 / 16****Track:** WeatherTech Raceway Laguna Seca**2.238 mile(s)****Report:** Section Data Report**Indy Pro 2000 Championship****Session:** Qualifications - Race 1**September 20, 2019****Section Data for Car 10 - Lindh, Rasmus (R)**

Lap	T/S	I11 to I12	I12 to I13	I13 to SF	SF to I1	I1 to I2	I2 to I3	I3 to I4	I4 to I5	I5 to I6	I6 to I7	I7 to I8	I8 to I9	I9 to I10	I10 to I11	Lap
1	T	8.3905	7.0303	6.5335	3.5778	7.0698	13.4433	9.0579	13.0453	10.3563	4.2751	6.9240	5.6363	11.5850	5.2996	112.2247
	S	100.276	52.759	75.868	91.854	75.417	51.885	63.380	73.903	69.391	83.092	74.740	78.872	67.328	82.210	71.792
2	T							6.8993	8.7990	7.7530	3.0973	5.0532	3.7624	9.7223	4.2902	254.8652
	S							83.210	109.568	92.691	114.689	102.410	118.155	80.228	101.553	31.612
3	T	8.2291	5.9640	4.5799	2.2992	4.0800	9.6593	6.7544	8.5649	7.4854	3.0150	5.1225	3.9870	9.4432	4.2186	83.4025
	S	102.242	62.191	108.230	142.935	130.682	72.210	84.995	112.563	96.005	117.820	101.025	111.499	82.599	103.276	96.601
4	T	8.0852	5.9014	4.5505	2.2909	4.0321	9.3930	6.4719	8.4497	7.3713	3.0286	4.8098	3.7051	9.1984	4.1688	81.4567
	S	104.062	62.851	108.929	143.453	132.234	74.257	88.705	114.098	97.491	117.291	107.593	119.982	84.797	104.510	98.909
5	T	7.9470	6.0338	4.5886	2.2905	4.0492	9.4060	6.4353	8.3284	7.3105	2.9964	4.7650	3.6986	9.1944	4.0892	81.1329
	S	105.872	61.472	108.025	143.478	131.676	74.155	89.210	115.759	98.302	118.551	108.604	120.193	84.834	106.545	99.304
6	T	7.8379	6.4500	4.5275	2.2839	4.0469	9.3870	6.4037	8.3936	7.3048	3.0010	4.6506	3.6146	9.2269	4.1039	81.2323
	S	107.346	57.505	109.482	143.893	131.751	74.305	89.650	114.860	98.379	118.370	111.276	122.986	84.535	106.163	99.182
7	T	7.9005	5.8546	4.5407	2.2820	4.0134	9.4096	6.4726	8.3668	7.2699	3.0017	4.7418	3.8113	9.1283	4.0931	80.8863
	S	106.495	63.353	109.164	144.012	132.850	74.126	88.696	115.228	98.851	118.342	109.136	116.639	85.449	106.443	99.606
8	T	7.9136	8.2700	5.1925	2.5318	4.3122	9.6967	6.5612	8.3505	7.4945	3.0415	4.6676	3.5996	9.3220	4.1280	85.0817
	S	106.319	44.850	95.461	129.803	123.645	71.932	87.498	115.453	95.889	116.793	110.871	123.499	83.673	105.543	94.695
9	T	7.9069	5.8467	4.5470	2.2750	4.0581	9.4320	6.4113	8.2362	7.2377	2.9883	4.5694	3.5826	9.2692	4.0910	80.4514
	S	106.409	63.439	109.013	144.456	131.387	73.950	89.544	117.055	99.291	118.873	113.253	124.085	84.150	106.498	100.145
10	T	7.7982	5.9131	4.5605	2.2899	4.0400	9.4244	6.4188	9.9181	9.0679	4.7195	5.3036	3.7488	9.8295	4.8775	87.9098
	S	107.892	62.727	108.690	143.516	131.976	74.010	89.439	97.205	79.251	75.268	97.575	118.583	79.353	89.325	91.648
11	T	10.7323	7.3081	4.8160	2.3284	4.1011	9.5205	6.6702	8.4391	7.6316	3.0897	4.8208	3.6454	9.1751	4.1113	86.3896
	S	78.395	50.753	102.924	141.143	130.009	73.263	86.068	114.241	94.166	114.971	107.347	121.947	85.013	105.972	93.261
12	T	8.1055	5.9837	4.5449	2.2733	3.9796	9.3710	6.4964	8.3890	7.2973	2.9938	4.6786	3.5838	9.1673	4.0418	80.9060
	S	103.802	61.987	109.063	144.564	133.979	74.432	88.371	114.923	98.480	118.654	110.610	124.043	85.085	107.794	99.582

Event: Cooper Tires Indy Pro 2000 WRLS Grand Prix

Round 15 / 16

Track: WeatherTech Raceway Laguna Seca

2.238 mile(s)



Report: Section Data Report

Indy Pro 2000 Championship

Session: Qualifications - Race 1

September 20, 2019

Section Data for Car 10 - Lindh, Rasmus (R)

Lap	T/SPI to PO	PO to SF	SF to PI
1	T	92.8698	106.3572
	S	83.974	68.735
2	T	171.2762	86.2752
	S	4.319	90.393
3	T		
	S		
4	T		
	S		
5	T		
	S		
6	T		
	S		
7	T		
	S		
8	T		
	S		
9	T		
	S		
10	T		
	S		
11	T		
	S		
12	T		75.5983
	S		96.701

**Event:** Cooper Tires Indy Pro 2000 WRLS Grand Prix**Round 15 / 16****Track:** WeatherTech Raceway Laguna Seca**2.238 mile(s)****Report:** Section Data Report**Indy Pro 2000 Championship****Session:** Qualifications - Race 1**September 20, 2019****Section Data for Car 11 - Serravalle, Antonio**

Lap	T/S	I11 to I12	I12 to I13	I13 to SF	SF to I1	I1 to I2	I2 to I3	I3 to I4	I4 to I5	I5 to I6	I6 to I7	I7 to I8	I8 to I9	I9 to I10	I10 to I11	Lap
1	T							7.2437	9.1220	7.9656	3.1284	5.6071	3.9205	10.5421	4.5161	368.0456
	S							79.254	105.689	90.217	113.549	92.294	113.390	73.989	96.473	21.891
2	T	8.6601	6.2051	4.6634	2.2826	4.1727	9.7634	6.8069	8.8392	7.7072	3.0739	5.0618	3.7037	9.5891	4.2781	84.8072
	S	97.154	59.775	106.292	143.975	127.779	71.440	84.340	109.070	93.242	115.562	102.236	120.027	81.342	101.840	95.001
3	T	8.4710	6.0465	4.6106	2.2822	4.1659	9.5939	7.2449	9.2402	7.9325	3.1545	5.0326	3.6981	9.7212	4.3471	85.5412
	S	99.323	61.343	107.509	144.000	127.987	72.702	79.241	104.337	90.594	112.610	102.830	120.209	80.237	100.224	94.186
4	T	8.4129	6.0541	4.6283	2.2721	4.0859	9.5198	6.6915	8.7493	7.5533	3.0283	4.8990	3.6508	9.5030	4.2215	83.2698
	S	100.009	61.266	107.098	144.640	130.493	73.268	85.794	110.191	95.142	117.303	105.634	121.767	82.079	103.205	96.755
5	T	8.2782	6.0192	4.5927	2.2754	4.0735	9.4909	6.6641	8.5920	7.4274	3.0333	5.1888	3.9774	9.4988	4.2214	83.3331
	S	101.636	61.621	107.928	144.430	130.890	73.491	86.147	112.208	96.755	117.109	99.734	111.768	82.116	103.208	96.682
6	T	8.4001	6.0347	4.5753	2.2771	4.0659	9.4762	6.6321	8.7221	7.4995	3.0278	4.8635	3.6186	9.4042	4.2612	82.8583
	S	100.161	61.463	108.339	144.322	131.135	73.605	86.562	110.534	95.825	117.322	106.405	122.850	82.942	102.244	97.236
7	T	8.2836	6.0520	4.6360	2.2873	4.0638	9.3974	6.6034	8.6186	7.4804	3.0612	4.9015	3.6441	9.3162	4.2355	82.5810
	S	101.570	61.287	106.920	143.679	131.203	74.223	86.939	111.862	96.069	116.042	105.580	121.990	83.725	102.864	97.562
8	T	8.2383	6.0503	4.5828	2.2786	4.0614	9.4752	6.6216	8.6418	7.4728	3.0163	4.8516	3.6330	9.3726	4.2503	82.5466
	S	102.128	61.304	108.161	144.227	131.280	73.613	86.700	111.561	96.167	117.769	106.666	122.363	83.221	102.506	97.603
9	T	8.2838	6.0073	4.5688	2.2769	4.0932	9.3925	6.6078	8.7777	7.5013	3.0526	5.5442	4.3532	9.6176	4.3736	84.4505
	S	101.567	61.743	108.493	144.335	130.260	74.261	86.881	109.834	95.802	116.369	93.341	102.119	81.101	99.616	95.403
10	T	8.3016	5.9470	4.5941	2.2831	4.0965	9.5210	6.6849	8.6348	7.4535	3.0477	4.9732	3.6546	9.2855	4.3207	82.7982
	S	101.350	62.369	107.895	143.943	130.155	73.259	85.879	111.652	96.416	116.556	104.058	121.640	84.002	100.836	97.306

Event: Cooper Tires Indy Pro 2000 WRLS Grand Prix

Round 15 / 16

Track: WeatherTech Raceway Laguna Seca

2.238 mile(s)



Report: Section Data Report

Indy Pro 2000 Championship

Session: Qualifications - Race 1

September 20, 2019

Section Data for Car 11 - Serravalle, Antonio

Lap	T/S	PI to PO	PO to SF	SF to PI
1	T	276.6014	93.3783	
	S	2.675	83.517	
2	T			
	S			
3	T			
	S			
4	T			
	S			
5	T			
	S			
6	T			
	S			
7	T			
	S			
8	T			
	S			
9	T			
	S			
10	T			80.6347
	S			90.661

**Event:** Cooper Tires Indy Pro 2000 WRLS Grand Prix**Round 15 / 16****Track:** WeatherTech Raceway Laguna Seca**2.238 mile(s)****Report:** Section Data Report**Indy Pro 2000 Championship****Session:** Qualifications - Race 1**September 20, 2019****Section Data for Car 2 - Robb, Sting Ray**

Lap	T/S	I11 to I12	I12 to I13	I13 to SF	SF to I1	I1 to I2	I2 to I3	I3 to I4	I4 to I5	I5 to I6	I6 to I7	I7 to I8	I8 to I9	I9 to I10	I10 to I11	Lap
1	T	8.6843	6.6157	5.5321	3.4098	8.0952	12.8490	9.2937	13.2680	10.4212	4.1630	6.9967	5.6641	12.8127	4.6668	112.4723
	S	96.883	56.065	89.601	96.380	65.864	54.284	61.772	72.663	68.959	85.330	73.963	78.485	60.877	93.358	71.634
2	T							7.0810	8.8767	7.7196	3.0927	5.0066	3.7558	9.6689	4.3422	253.5825
	S							81.075	108.609	93.092	114.860	103.364	118.362	80.671	100.337	31.772
3	T	8.2748	5.9822	4.5125	2.2642	4.1388	9.5938	6.6637	8.5328	7.4902	3.0245	4.8163	3.6232	9.3583	4.2072	82.4825
	S	101.678	62.002	109.846	145.145	128.825	72.703	86.152	112.986	95.944	117.450	107.448	122.694	83.348	103.556	97.679
4	T	8.0481	5.9610	4.4999	2.2547	4.0361	9.4467	6.4928	8.3900	7.2664	3.0060	4.8203	3.6540	9.2336	4.1113	81.2209
	S	104.542	62.223	110.154	145.756	132.103	73.835	88.420	114.910	98.899	118.173	107.358	121.660	84.474	105.972	99.196
5	T	7.9199	5.8859	4.4837	2.2454	4.0491	9.4071	6.4450	8.4451	7.6111	3.0296	4.6986	4.2217	10.8087	4.1500	83.4009
	S	106.234	63.017	110.552	146.360	131.679	74.146	89.075	114.160	94.420	117.252	110.139	105.300	72.164	104.984	96.603
6	T	7.9954	5.9479	4.5204	2.2676	4.0508	9.3942	6.3744	8.2595	7.2313	3.0001	4.6397	3.5637	9.2041	4.1067	80.5558
	S	105.231	62.360	109.654	144.927	131.624	74.248	90.062	116.725	99.379	118.405	111.537	124.743	84.745	106.090	100.015
7	T	7.8765	5.9558	4.5415	2.2662	4.0162	9.3753	6.3086	8.2493	7.2904	3.0111	4.6629	3.5744	9.1408	4.0885	80.3575
	S	106.819	62.277	109.145	145.016	132.758	74.398	91.001	116.869	98.573	117.973	110.982	124.369	85.332	106.563	100.262
8	T	7.8056	5.8529	4.5144	2.2710	4.0389	9.3699	6.4126	8.2559	7.2755	2.9952	4.5976	3.5540	9.1857	4.0360	80.1652
	S	107.790	63.372	109.800	144.710	132.012	74.440	89.525	116.776	98.775	118.599	112.559	125.083	84.915	107.949	100.502
9	T	7.7414	5.9488	4.5327	2.2648	4.3621	9.8756	6.6089	11.5506	7.9525	3.1375	4.9499	3.6501	9.2602	4.0703	85.9054
	S	108.684	62.350	109.357	145.106	122.231	70.629	86.866	83.467	90.366	113.220	104.548	121.790	84.231	107.039	93.787
10	T	7.8640	5.9328	4.5174	2.2635	4.0181	9.3778	6.5387	8.5206	7.4639	3.0075	4.6826	3.5706	9.2928	4.1149	81.1652
	S	106.989	62.518	109.727	145.189	132.695	74.378	87.799	113.148	96.282	118.114	110.516	124.502	83.936	105.879	99.264
11	T	7.9194	5.9784	4.5442	2.2742	4.0350	9.4330	6.4309	8.2845	7.3718	3.0318	4.7062	3.5783	9.9838	4.0708	81.6423
	S	106.241	62.042	109.080	144.506	132.139	73.943	89.271	116.373	97.485	117.167	109.961	124.234	78.127	107.026	98.684
12	T	7.9325	5.8986	4.4905	2.2601	3.9875	9.4097	6.4220	8.4489	7.3154	2.9882	4.6014	3.5408	9.5097	4.4019	81.2072
	S	106.065	62.881	110.385	145.408	133.713	74.126	89.394	114.108	98.236	118.877	112.466	125.549	82.022	98.976	99.213

Event: Cooper Tires Indy Pro 2000 WRLS Grand Prix

Round 15 / 16

Track: WeatherTech Raceway Laguna Seca

2.238 mile(s)



Report: Section Data Report

Indy Pro 2000 Championship

Session: Qualifications - Race 1

September 20, 2019

Section Data for Car 2 - Robb, Sting Ray

Lap	T/SPI to PO	PO to SF	SF to PI
1	T	94.3429	108.0268
	S	82.663	67.673
2	T	168.8328	87.1326
	S	4.382	89.503
3	T		
	S		
4	T		
	S		
5	T		
	S		
6	T		
	S		
7	T		
	S		
8	T		
	S		
9	T		
	S		
10	T		
	S		
11	T		
	S		
12	T		78.5707
	S		93.043

**Event:** Cooper Tires Indy Pro 2000 WRLS Grand Prix**Round 15 / 16****Track:** WeatherTech Raceway Laguna Seca**2.238 mile(s)****Report:** Section Data Report**Indy Pro 2000 Championship****Session:** Qualifications - Race 1**September 20, 2019****Section Data for Car 27 - Round-Garrido, Matt (R)**

Lap	T/S	I11 to I12	I12 to I13	I13 to SF	SF to I1	I1 to I2	I2 to I3	I3 to I4	I4 to I5	I5 to I6	I6 to I7	I7 to I8	I8 to I9	I9 to I10	I10 to I11	Lap
1	T							7.3696	9.0227	8.0099	3.1701	5.2189	3.7748	10.1542	4.5946	339.4500
	S							77.900	106.852	89.719	112.056	99.159	117.767	76.816	94.825	23.735
2	T	8.5391	6.1552	4.5530	2.2905	4.1783	9.7134	6.6761	8.7759	7.6476	3.0745	4.9134	3.7169	10.0469	4.4467	84.7275
	S	98.531	60.259	108.869	143.478	127.607	71.808	85.992	109.857	93.969	115.540	105.324	119.601	77.636	97.979	95.091
3	T	8.3853	6.1204	4.5651	2.2926	4.0962	9.5052	6.6195	8.6150	7.5895	3.0734	4.9303	3.7153	9.6341	4.2709	83.4128
	S	100.338	60.602	108.581	143.347	130.165	73.381	86.727	111.908	94.688	115.581	104.963	119.653	80.962	102.012	96.589
4	T	8.2164	6.1085	4.5533	2.2838	4.0739	9.5972	6.5905	8.4508	7.4341	3.0454	4.8080	3.6627	9.6593	4.2737	82.7576
	S	102.401	60.720	108.862	143.899	130.877	72.677	87.109	114.083	96.668	116.644	107.633	121.371	80.751	101.945	97.354
5	T	8.3090	6.0885	4.5347	2.2838	4.0617	9.5424	6.5836	8.4524	7.3983	3.0415	4.8792	3.6884	9.7659	4.2966	82.9260
	S	101.259	60.920	109.309	143.899	131.271	73.095	87.200	114.061	97.135	116.793	106.062	120.525	79.870	101.402	97.157
6	T							7.4554	9.2161	8.1365	3.1851	5.9807	4.2042	10.5747	4.5139	224.7375
	S							77.003	104.609	88.323	111.528	86.528	105.738	73.761	96.520	35.850
7	T	8.4930	6.1433	4.5993	2.2955	4.1121	9.7244	6.6365	8.5962	7.5897	3.0483	4.9397	3.7069	9.7917	4.2940	83.9706
	S	99.066	60.376	107.773	143.165	129.662	71.727	86.505	112.153	94.686	116.533	104.763	119.924	79.659	101.463	95.948
8	T	8.2268	6.0598	4.6118	2.2991	4.0832	9.4335	6.5184	8.3619	7.3246	3.0369	4.8204	3.6662	9.6446	4.1535	82.2407
	S	102.271	61.208	107.481	142.941	130.579	73.939	88.072	115.296	98.113	116.970	107.356	121.255	80.874	104.895	97.966
9	T	8.1097	6.0105	4.5874	2.2864	4.0937	9.4875	6.5177	8.4207	7.3573	3.0299	4.7989	3.6594	9.5344	4.2346	82.1281
	S	103.748	61.710	108.053	143.735	130.244	73.518	88.082	114.491	97.677	117.241	107.837	121.480	81.809	102.886	98.100

Event: Cooper Tires Indy Pro 2000 WRLS Grand Prix

Round 15 / 16

Track: WeatherTech Raceway Laguna Seca

2.238 mile(s)



Report: Section Data Report

Indy Pro 2000 Championship

Session: Qualifications - Race 1

September 20, 2019

Section Data for Car 27 - Round-Garrido, Matt (R)

Lap	T/SPI to PO	PO to SF	SF to PI
1	T	244.2712	94.1054
	S	3.028	82.871
2	T		
	S		
3	T		
	S		
4	T		
	S		
5	T		77.7698
	S		94.001
6	T	136.3162	93.8809
	S	5.427	83.069
7	T		
	S		
8	T		
	S		
9	T		79.4575
	S		92.005



Event: Cooper Tires Indy Pro 2000 WRLS Grand Prix

Round 15 / 16

Track: WeatherTech Raceway Laguna Seca

2.238 mile(s)



Report: Section Data Report

Indy Pro 2000 Championship

Session: Qualifications - Race 1

September 20, 2019

Section Data for Car 28 - Kirkwood, Kyle (R)

Lap	T/S	I11 to I12	I12 to I13	I13 to SF	SF to I1	I1 to I2	I2 to I3	I3 to I4	I4 to I5	I5 to I6	I6 to I7	I7 to I8	I8 to I9	I9 to I10	I10 to I11	Lap
1	T							7.5481	8.9546	7.9354	3.1047	4.9851	3.6939	10.0397	4.6072	342.6525
	S							76.058	107.664	90.561	114.416	103.809	120.346	77.692	94.565	23.513
2	T	9.1010	6.3513	4.6657	2.3029	4.6953	11.6176	8.5283	12.0121	8.8453	3.9878	5.4656	4.2731	9.9504	4.2736	96.0700
	S	92.447	58.399	106.240	142.705	113.556	60.038	67.316	80.260	81.245	89.079	94.683	104.033	78.389	101.947	83.864
3	T	8.2374	5.9373	4.6074	2.2860	4.0406	9.4941	6.6276	8.5184	7.4518	3.0112	5.1008	4.1609	9.7466	4.2170	83.4371
	S	102.139	62.471	107.584	143.760	131.956	73.467	86.621	113.177	96.438	117.969	101.455	106.839	80.028	103.316	96.561
4	T	8.0804	5.9702	4.5545	2.2799	4.0137	9.3249	6.5105	8.3915	7.3668	2.9965	4.7722	3.6201	9.4473	4.1598	81.4883
	S	104.124	62.127	108.833	144.145	132.840	74.800	88.179	114.889	97.551	118.547	108.441	122.799	82.563	104.736	98.871
5	T	8.0458	5.8543	4.5398	2.2744	3.9813	9.3036	6.5058	8.8940	10.0866	3.7382	5.7109	4.1627	9.7183	4.1396	86.9553
	S	104.572	63.357	109.186	144.494	133.922	74.971	88.243	108.398	71.247	95.026	90.616	106.793	80.261	105.247	92.655
6	T	7.9354	5.8736	4.5431	2.2753	3.9921	9.3017	6.4272	8.5836	7.4252	3.0048	4.7489	3.6073	9.2692	4.1547	81.1421
	S	106.027	63.149	109.107	144.436	133.559	74.986	89.322	112.318	96.783	118.220	108.973	123.235	84.150	104.865	99.292
7	T	7.9376	5.8417	4.5655	2.2799	3.9680	9.2924	6.4438	8.3090	7.3096	2.9946	4.7053	3.5917	9.2282	4.1358	80.6031
	S	105.997	63.493	108.571	144.145	134.370	75.061	89.092	116.030	98.314	118.623	109.982	123.770	84.524	105.344	99.956
8	T	7.9222	5.8850	4.5175	2.2667	3.9827	9.3650	6.5794	8.3374	7.2705	2.9846	4.7403	3.6056	9.1140	4.0844	80.6553
	S	106.203	63.026	109.725	144.984	133.874	74.479	87.256	115.634	98.843	119.020	109.170	123.293	85.583	106.670	99.892
9	T	7.9045	5.7989	4.5220	2.2662	3.9729	9.3412	6.4921	8.3350	7.3396	2.9870	4.6710	3.5757	9.1596	4.0802	80.4459
	S	106.441	63.962	109.616	145.016	134.205	74.669	88.429	115.668	97.912	118.924	110.790	124.324	85.157	106.780	100.152
10	T	8.0072	5.8222	4.5455	2.2713	3.9602	9.3134	6.6345	8.4414	7.5954	3.1731	4.7582	3.6007	9.4475	4.1301	81.7007
	S	105.076	63.706	109.049	144.691	134.635	74.892	86.531	114.210	94.615	111.950	108.760	123.461	82.562	105.489	98.614

Event: Cooper Tires Indy Pro 2000 WRLS Grand Prix

Round 15 / 16

Track: WeatherTech Raceway Laguna Seca

2.238 mile(s)



Report: Section Data Report

Indy Pro 2000 Championship

Session: Qualifications - Race 1

September 20, 2019

Section Data for Car 28 - Kirkwood, Kyle (R)

Lap	T/S	PI to PO	PO to SF	SF to PI
1	T	247.9381	97.3142	
	S	2.984	80.139	
2	T			
	S			
3	T			
	S			
4	T			
	S			
5	T			
	S			
6	T			
	S			
7	T			
	S			
8	T			
	S			
9	T			
	S			
10	T			80.2522
	S			91.094

Event: Cooper Tires Indy Pro 2000 WRLS Grand Prix

Round 15 / 16

Track: WeatherTech Raceway Laguna Seca

2.238 mile(s)



Report: Section Data Report

Indy Pro 2000 Championship

Session: Qualifications - Race 1

September 20, 2019

Section Data for Car 3 - Comeau, Antoine (R)

Lap	T/S	I11 to I12	I12 to I13	I13 to SF	SF to I1	I1 to I2	I2 to I3	I3 to I4	I4 to I5	I5 to I6	I6 to I7	I7 to I8	I8 to I9	I9 to I10	I10 to I11	Lap
1	T							7.4827	9.2881	8.5240	3.1969	5.2374	3.9052	10.4921	4.5588	369.0144
	S							76.722	103.799	84.307	111.116	98.809	113.834	74.342	95.569	21.833
2	T	8.5800	6.1645	4.6173	2.2933	4.0951	9.8168	6.9034	8.6950	7.7146	3.0877	4.9240	3.7129	10.2304	4.3234	85.1584
	S	98.061	60.169	107.353	143.303	130.200	71.052	83.161	110.879	93.153	115.046	105.097	119.730	76.243	100.773	94.610
3	T	8.2571	6.0906	4.5639	2.2809	4.1263	9.6562	6.6968	8.6251	7.5888	3.0634	4.8585	3.7295	9.7934	4.2497	83.5802
	S	101.896	60.899	108.609	144.082	129.215	72.233	85.726	111.777	94.697	115.959	106.514	119.197	79.645	102.521	96.396
4	T	8.2773	6.0929	4.5633	2.2770	4.0472	9.4965	6.6914	8.5966	7.6829	3.0694	4.8408	3.6754	9.7148	4.2731	83.2986
	S	101.647	60.876	108.624	144.329	131.741	73.448	85.795	112.148	93.537	115.732	106.904	120.952	80.290	101.959	96.722
5	T	8.1632	6.0357	4.5688	2.2773	4.0518	9.5571	6.6622	8.4567	7.5362	3.0433	4.8203	3.6683	9.8256	4.2049	82.8714
	S	103.068	61.453	108.493	144.310	131.591	72.982	86.171	114.003	95.358	116.724	107.358	121.186	79.384	103.613	97.221
6	T	8.1267	6.0141	4.5655	2.2789	4.0684	9.5417	6.9840	8.6565	7.5885	3.0720	4.8880	3.6654	9.7636	4.3642	83.5775
	S	103.531	61.673	108.571	144.208	131.054	73.100	82.201	111.372	94.701	115.634	105.872	121.282	79.889	99.831	96.399
7	T	8.2711	6.1544	4.6092	2.2900	4.1078	9.5993	6.6405	8.5101	7.5345	3.0551	4.7700	3.6484	9.6455	4.1807	83.0166
	S	101.723	60.267	107.542	143.509	129.797	72.662	86.453	113.288	95.379	116.274	108.491	121.847	80.867	104.213	97.050
8	T	8.0308	5.9850	4.5446	2.2733	4.0373	9.6103	6.7687	8.4678	7.4720	3.0410	4.8309	3.7262	9.8857	4.2133	82.8869
	S	104.767	61.973	109.071	144.564	132.064	72.578	84.816	113.854	96.177	116.813	107.123	119.303	78.902	103.406	97.202
9	T	8.0875	6.1532	4.6156	2.2964	4.0517	9.5579	6.6705	8.5740	7.5181	3.0151	4.7720	3.6714	9.6925	4.1274	82.8033
	S	104.033	60.279	107.393	143.109	131.595	72.976	86.064	112.444	95.587	117.816	108.445	121.083	80.475	105.558	97.300
10	T	8.1605	6.1125	4.6002	2.2932	4.0893	9.5088	6.6931	8.5112	7.4772	3.0263	4.8229	3.6565	9.6196	4.1430	82.7143
	S	103.102	60.680	107.752	143.309	130.385	73.353	85.774	113.273	96.110	117.380	107.301	121.577	81.084	105.161	97.405

Event: Cooper Tires Indy Pro 2000 WRLS Grand Prix

Round 15 / 16

Track: WeatherTech Raceway Laguna Seca

2.238 mile(s)



Report: Section Data Report

Indy Pro 2000 Championship

Session: Qualifications - Race 1

September 20, 2019

Section Data for Car 3 - Comeau, Antoine (R)

Lap	T/S	PI to PO	PO to SF	SF to PI
1	T	275.1379	94.4607	
	S	2.689	82.560	
2	T			
	S			
3	T			
	S			
4	T			
	S			
5	T			
	S			
6	T			
	S			
7	T			
	S			
8	T			
	S			
9	T			
	S			
10	T			79.3244
	S			92.159

**Event:** Cooper Tires Indy Pro 2000 WRLS Grand Prix**Round 15 / 16****Track:** WeatherTech Raceway Laguna Seca**2.238 mile(s)****Report:** Section Data Report**Indy Pro 2000 Championship****Session:** Qualifications - Race 1**September 20, 2019****Section Data for Car 5 - Petrov, Artem (R)**

Lap	T/S	I11 to I12	I12 to I13	I13 to SF	SF to I1	I1 to I2	I2 to I3	I3 to I4	I4 to I5	I5 to I6	I6 to I7	I7 to I8	I8 to I9	I9 to I10	I10 to I11	Lap
1	T	8.5473	6.2203	4.6088	3.4381	7.6850	12.7156	9.1271	12.9229	10.7037	4.3966	7.2069	5.5992	12.1942	4.9674	110.3331
	S	98.436	59.629	107.551	95.587	69.380	54.854	62.900	74.603	67.139	80.796	71.806	79.394	63.965	87.708	73.023
2	T							6.9647	8.9484	7.7837	3.0572	5.0366	3.6965	9.8124	4.3008	256.8226
	S							82.429	107.739	92.326	116.194	102.748	120.261	79.491	101.303	31.371
3	T	8.2879	6.0260	4.5447	2.2685	4.0173	9.5901	6.7107	8.6864	7.8159	3.0304	4.8550	3.6185	9.5156	4.2146	83.1816
	S	101.517	61.551	109.068	144.869	132.721	72.731	85.549	110.989	91.945	117.221	106.591	122.854	81.971	103.374	96.858
4	T	8.2272	5.9123	4.5938	2.2802	4.0024	9.5526	6.5233	8.5836	7.5660	3.0230	4.7278	3.6051	9.4801	4.2180	82.2954
	S	102.266	62.735	107.902	144.126	133.216	73.017	88.006	112.318	94.982	117.508	109.459	123.310	82.278	103.291	97.901
5	T	8.1304	5.9719	4.5801	2.2752	3.9910	9.6443	6.4294	8.4967	7.3699	2.9990	4.6953	3.5889	9.3909	4.1316	81.6946
	S	103.484	62.109	108.225	144.443	133.596	72.323	89.292	113.467	97.510	118.449	110.217	123.867	83.059	105.451	98.621
6	T	8.1125	5.8672	4.5785	2.2756	4.0227	9.4201	6.3896	8.4514	7.3554	3.0039	4.7174	3.5747	9.2526	4.1405	81.1621
	S	103.712	63.217	108.263	144.417	132.543	74.044	89.848	114.075	97.702	118.255	109.700	124.359	84.301	105.224	99.268
7	T	8.1332	5.8864	4.5864	2.2730	4.0356	9.4396	6.4243	8.5831	7.5596	3.0067	4.6514	3.5674	9.2763	4.1913	81.6143
	S	103.448	63.011	108.076	144.583	132.120	73.891	89.362	112.324	95.063	118.145	111.257	124.613	84.085	103.949	98.718
8	T	8.1156	5.9341	4.5923	2.2727	4.0330	9.5125	6.4959	8.5562	7.3791	3.0069	4.7073	3.5790	9.3689	4.1811	81.7346
	S	103.672	62.505	107.938	144.602	132.205	73.325	88.377	112.677	97.388	118.137	109.936	124.209	83.254	104.203	98.573
9	T	8.0036	6.0254	4.6290	2.2753	3.9897	9.5010	6.5095	8.5036	7.4482	3.0055	4.6599	3.5632	9.2012	4.0999	81.4150
	S	105.123	61.558	107.082	144.436	133.640	73.413	88.193	113.374	96.485	118.192	111.054	124.760	84.772	106.266	98.960
10	T	8.0987	5.9604	4.5857	2.2690	3.9850	9.5439	6.5053	8.4558	7.4217	2.9959	4.6962	3.5638	9.3676	4.1652	81.6142
	S	103.889	62.229	108.093	144.838	133.797	73.083	88.250	114.015	96.829	118.571	110.195	124.739	83.266	104.600	98.718
11	T	8.0986	6.0700	4.5970	2.2744	4.0424	9.6379	6.4387	8.4757	7.4199	3.0061	4.6070	3.5545	9.4300	4.1792	81.8314
	S	103.890	61.105	107.827	144.494	131.897	72.371	89.163	113.748	96.853	118.169	112.329	125.066	82.715	104.250	98.456
12	T	8.0823	6.0843	4.5708	2.2666	4.0016	9.4891	6.4671	8.6075	7.3365	2.9947	4.6901	3.5841	9.5559	4.1339	81.8645
	S	104.100	60.962	108.445	144.991	133.242	73.505	88.771	112.006	97.954	118.619	110.339	124.033	81.625	105.392	98.416

Event: Cooper Tires Indy Pro 2000 WRLS Grand Prix

Round 15 / 16

Track: WeatherTech Raceway Laguna Seca

2.238 mile(s)



Report: Section Data Report

Indy Pro 2000 Championship

Session: Qualifications - Race 1

September 20, 2019

Section Data for Car 5 - Petrov, Artem (R)

Lap	T/SPI to PO	PO to SF	SF to PI
1	T	92.5329	107.4508
	S	84.280	68.035
2	T	170.8548	88.3323
	S	4.330	88.287
3	T		
	S		
4	T		
	S		
5	T		
	S		
6	T		
	S		
7	T		
	S		
8	T		
	S		
9	T		
	S		
10	T		
	S		
11	T		
	S		
12	T		79.1963
	S		92.308

Event: Cooper Tires Indy Pro 2000 WRLS Grand Prix

Round 15 / 16

Track: WeatherTech Raceway Laguna Seca

2.238 mile(s)



Report: Section Data Report

Indy Pro 2000 Championship

Session: Qualifications - Race 1

September 20, 2019

Section Data for Car 51 - Abel, Jacob (R)

Lap	T/S	I11 to I12	I12 to I13	I13 to SF	SF to I1	I1 to I2	I2 to I3	I3 to I4	I4 to I5	I5 to I6	I6 to I7	I7 to I8	I8 to I9	I9 to I10	I10 to I11	Lap
1	T							7.2996	11.7649	8.4361	3.1690	5.1751	3.7936	10.3362	4.9881	371.8642
	S							78.647	81.946	85.186	112.094	99.998	117.183	75.463	87.344	21.666
2	T	10.4967	7.9402	6.1060	2.9466	4.5623	9.7675	6.7595	8.8543	7.5940	3.0704	4.8459	3.6430	9.7055	4.3744	90.6663
	S	80.155	46.713	81.179	111.531	116.867	71.410	84.931	108.884	94.632	115.694	106.791	122.027	80.367	99.598	88.862
3	T	8.2508	5.9945	4.5896	2.2942	4.0644	9.4968	6.5170	8.5314	7.4845	3.0352	4.8239	3.6312	9.4122	4.2074	82.3331
	S	101.974	61.875	108.001	143.247	131.183	73.446	88.091	113.005	96.017	117.036	107.278	122.424	82.871	103.551	97.856
4	T							8.2576	9.4217	8.2073	3.1774	5.3133	3.8887	10.1169	4.3942	196.3239
	S							69.523	102.327	87.561	111.798	97.397	114.317	77.099	99.149	41.038
5	T	8.3025	6.1392	4.6136	2.2879	4.0747	9.6911	6.6293	8.7722	7.6008	3.0730	4.9148	3.6465	9.6043	4.2630	83.6129
	S	101.339	60.417	107.439	143.641	130.852	71.973	86.599	109.903	94.547	115.596	105.294	121.910	81.214	102.201	96.358
6	T	8.0637	6.4555	4.6773	2.3048	4.1283	9.4234	6.5745	8.4945	7.4370	3.0190	4.7220	3.6007	9.7190	4.2031	82.8228
	S	104.340	57.456	105.976	142.588	129.153	74.018	87.321	113.496	96.630	117.664	109.593	123.461	80.255	103.657	97.278
7	T	8.0006	5.9264	4.5906	2.2949	4.0932	9.3454	6.4742	8.4574	7.3639	3.0056	4.7157	3.6051	9.5863	4.1523	81.6116
	S	105.163	62.586	107.978	143.203	130.260	74.636	88.674	113.994	97.589	118.188	109.740	123.310	81.366	104.925	98.721
8	T	7.9445	5.9569	4.5866	2.2882	4.0828	9.3405	6.4632	8.3687	7.3458	2.9907	4.7640	3.6458	9.4267	4.1323	81.3367
	S	105.905	62.265	108.072	143.622	130.592	74.675	88.825	115.202	97.830	118.777	108.627	121.934	82.744	105.433	99.055
9	T	7.9831	5.9080	4.5684	2.2822	4.0668	9.4073	6.4217	8.4130	7.2556	2.9899	4.7093	3.5928	9.3572	4.1223	81.0776
	S	105.393	62.781	108.502	144.000	131.106	74.145	89.399	114.595	99.046	118.809	109.889	123.732	83.358	105.689	99.371

Event: Cooper Tires Indy Pro 2000 WRLS Grand Prix

Round 15 / 16

Track: WeatherTech Raceway Laguna Seca

2.238 mile(s)



Report: Section Data Report

Indy Pro 2000 Championship

Session: Qualifications - Race 1

September 20, 2019

Section Data for Car 51 - Abel, Jacob (R)

Lap	T/SPI to PO	PO to SF	SF to PI
1	T 276.7186	101.3073	
	S 2.673	76.980	
2	T		
	S		
3	T		76.3921
	S		95.696
4	T 107.1809	95.3044	
	S 6.902	81.829	
5	T		
	S		
6	T		
	S		
7	T		
	S		
8	T		
	S		
9	T		77.3892
	S		94.463



Event: Cooper Tires Indy Pro 2000 WRLS Grand Prix

Round 15 / 16

Track: WeatherTech Raceway Laguna Seca

2.238 mile(s)



Report: Section Data Report

Indy Pro 2000 Championship

Session: Qualifications - Race 1

September 20, 2019

Section Data for Car 6 - de la Vara, Moises

Lap	T/S	I11 to I12	I12 to I13	I13 to SF	SF to I1	I1 to I2	I2 to I3	I3 to I4	I4 to I5	I5 to I6	I6 to I7	I7 to I8	I8 to I9	I9 to I10	I10 to I11	Lap
1	T							7.0471	9.2732	8.0170	3.1108	4.8978	3.7043	12.2307	4.5044	369.7376
	S							81.465	103.965	89.639	114.192	105.660	120.008	63.774	96.724	21.791
2	T	8.5402	6.2013	4.6897	2.3246	4.0933	9.6877	6.7792	8.6628	7.6343	3.0377	4.9083	3.8200	9.7457	4.2779	84.4027
	S	98.518	59.812	105.696	141.373	130.257	71.999	84.684	111.291	94.133	116.940	105.434	116.373	80.035	101.845	95.457
3	T	8.3035	6.0205	4.6181	2.2906	4.0737	9.5582	6.5645	8.6315	7.5676	3.0577	4.6685	3.6174	9.4656	4.1657	82.6031
	S	101.326	61.608	107.335	143.472	130.884	72.974	87.454	111.694	94.962	116.175	110.849	122.891	82.404	104.588	97.536
4	T	8.3800	6.0346	4.5531	2.2564	4.1146	11.6496	7.2163	8.8471	7.5660	3.0454	4.7389	3.6473	9.5572	4.1234	85.7299
	S	100.401	61.464	108.867	145.646	129.583	59.873	79.555	108.973	94.982	116.644	109.203	121.883	81.614	105.661	93.979
5	T	8.0595	5.9905	4.6098	2.2931	4.0851	9.7172	6.5554	8.5035	7.5094	3.0253	4.5650	3.6023	9.4020	4.1211	82.0392
	S	104.394	61.916	107.528	143.315	130.519	71.780	87.575	113.376	95.698	117.419	113.363	123.406	82.961	105.720	98.207
6	T	7.9968	5.9760	4.5919	2.2815	4.0131	9.6676	6.5951	8.6623	7.5664	3.0524	4.5683	3.5828	9.5315	4.1499	82.2356
	S	105.213	62.066	107.947	144.044	132.860	72.148	87.048	111.297	94.977	116.376	113.281	124.078	81.834	104.986	97.972
7	T	8.0572	6.0455	4.5916	2.2915	4.0507	9.6453	6.4989	8.5022	7.4432	3.1361	5.4955	4.6432	10.0486	4.1925	84.6420
	S	104.424	61.353	107.954	143.415	131.627	72.315	88.337	113.393	96.549	113.270	94.168	95.741	77.623	103.919	95.187
8	T	8.1573	6.0317	4.6258	2.3065	4.0714	9.5667	6.7492	8.5832	7.4540	3.0347			10.7400	4.1486	86.6605
	S	103.142	61.493	107.156	142.483	130.958	72.909	85.061	112.323	96.409	117.055			72.626	105.019	92.970
9	T	8.0778	5.9475	4.6012	2.2980	4.0392	9.8177	6.5843	8.5148	7.5089	3.0247	4.5409	3.5729	9.7093	4.1518	82.3890
	S	104.158	62.364	107.729	143.010	132.002	71.045	87.191	113.225	95.705	117.442	113.964	124.421	80.335	104.938	97.790
10	T	7.9096	6.0499	4.6250	2.3001	4.1220	9.8445	6.6981	8.6317	7.4614	3.0826	4.6844	3.6394	9.5443	4.6219	83.2149
	S	106.372	61.308	107.174	142.879	129.350	70.852	85.710	111.692	96.314	115.236	110.473	122.148	81.724	94.265	96.819

Event: Cooper Tires Indy Pro 2000 WRLS Grand Prix

Round 15 / 16

Track: WeatherTech Raceway Laguna Seca

2.238 mile(s)



Report: Section Data Report

Indy Pro 2000 Championship

Session: Qualifications - Race 1

September 20, 2019

Section Data for Car 6 - de la Vara, Moises

Lap	T/S	PI to PO	PO to SF	SF to PI
1	T	275.7952	94.3632	
	S	2.682	82.645	
2	T			
	S			
3	T			
	S			
4	T			
	S			
5	T			
	S			
6	T			
	S			
7	T			
	S			
8	T			
	S			
9	T			
	S			
10	T			81.1739
	S			90.059

Event: Cooper Tires Indy Pro 2000 WRLS Grand Prix

Round 15 / 16

Track: WeatherTech Raceway Laguna Seca

2.238 mile(s)



Report: Section Data Report

Indy Pro 2000 Championship

Session: Qualifications - Race 1

September 20, 2019

Section Data for Car 68 - Frost, Danial (R)

Lap	T/S	I11 to I12	I12 to I13	I13 to SF	SF to I1	I1 to I2	I2 to I3	I3 to I4	I4 to I5	I5 to I6	I6 to I7	I7 to I8	I8 to I9	I9 to I10	I10 to I11	Lap
1	T							7.2459	9.3226	8.0998	3.1016	5.1162	3.7293	9.8421	4.3657	367.5072
	S							79.230	103.414	88.723	114.530	101.149	119.203	79.251	99.797	21.923
2	T	8.2852	6.1273	4.6365	2.2917	4.1720	9.7153	6.8190	8.6440	7.5424	3.0353	4.7555	3.6399	9.4651	4.2373	83.3665
	S	101.550	60.534	106.909	143.403	127.800	71.794	84.190	111.533	95.280	117.032	108.821	122.131	82.408	102.821	96.643
3	T	8.2143	5.9905	4.5798	2.2930	4.1065	9.5424	6.5518	8.5145	7.3842	2.9992	4.7358	3.6421	9.3511	4.1549	82.0601
	S	102.427	61.916	108.232	143.322	129.839	73.095	87.623	113.229	97.321	118.441	109.274	122.057	83.413	104.860	98.182
4	T	8.1116	5.8538	4.5551	2.2718	4.0393	9.3822	6.5697	8.4512	7.8542	3.1469	4.7523	3.6289	9.2807	4.1795	82.0772
	S	103.724	63.362	108.819	144.659	131.999	74.343	87.385	114.077	91.497	112.882	108.895	122.501	84.045	104.243	98.161
5	T	7.9942	5.9429	4.5662	2.2776	4.0385	9.4751	6.4676	8.3832	7.3542	3.0090	4.6647	3.5964	9.3356	4.1280	81.2332
	S	105.247	62.412	108.555	144.291	132.025	73.614	88.764	115.003	97.718	118.055	110.940	123.608	83.551	105.543	99.181
6	T	7.9851	5.8807	4.5537	2.2738	4.0401	9.4920	6.4559	8.3948	7.2845	2.9892	4.8027	3.7076	9.2294	4.3368	81.4263
	S	105.367	63.072	108.853	144.532	131.972	73.483	88.925	114.844	98.653	118.837	107.752	119.901	84.513	100.462	98.946
7	T	8.0872	6.0192	4.5705	2.2790	4.0437	9.4868	6.4014	8.4281	7.3037	2.9886	4.6838	3.5985	9.1992	4.1693	81.2590
	S	104.036	61.621	108.452	144.202	131.855	73.523	89.682	114.390	98.393	118.861	110.487	123.536	84.790	104.498	99.150
8	T	8.5259	6.0131	4.5754	2.2816	4.0613	9.5431	6.4479	8.4209	7.4392	3.0097	4.7878	3.6235	9.1710	4.1941	82.0945
	S	98.683	61.684	108.336	144.038	131.284	73.089	89.035	114.488	96.601	118.027	108.087	122.684	85.051	103.880	98.141
9	T	7.9943	5.9528	4.5791	2.2799	4.0482	9.4788	6.5324	8.4292	7.3341	2.9899	4.6837	3.6008	9.2577	4.2586	81.4195
	S	105.245	62.308	108.249	144.145	131.708	73.585	87.884	114.375	97.986	118.809	110.490	123.457	84.254	102.306	98.954
10	T	8.1370	6.3347	4.6248	2.2918	4.0565	9.5294	6.5972	8.4663	7.5890	3.0641	4.7374	3.6024	9.2778	4.2147	82.5231
	S	103.400	58.552	107.179	143.397	131.439	73.195	87.020	113.874	94.694	115.932	109.237	123.403	84.072	103.372	97.631
11	T	7.9142	5.9672	4.5799	2.2757	4.0299	9.4331	6.5715	8.4141	7.7206	3.2214	5.2598	3.7470	10.2351	5.4961	84.8656
	S	106.311	62.158	108.230	144.411	132.306	73.942	87.361	114.580	93.080	110.271	98.388	118.640	76.208	79.271	94.936

Event: Cooper Tires Indy Pro 2000 WRLS Grand Prix

Round 15 / 16

Track: WeatherTech Raceway Laguna Seca

2.238 mile(s)



Report: Section Data Report

Indy Pro 2000 Championship

Session: Qualifications - Race 1

September 20, 2019

Section Data for Car 68 - Frost, Danial (R)

Lap	T/S	PI to PO	PO to SF	SF to PI
1	T	279.0700	90.6266	
	S	2.651	86.052	
2	T			
	S			
3	T			
	S			
4	T			
	S			
5	T			
	S			
6	T			
	S			
7	T			
	S			
8	T			
	S			
9	T			
	S			
10	T			
	S			
11	T			82.3656
	S			88.756

Event: Cooper Tires Indy Pro 2000 WRLS Grand Prix

Round 15 / 16

Track: WeatherTech Raceway Laguna Seca

2.238 mile(s)



Report: Section Data Report

Indy Pro 2000 Championship

Session: Qualifications - Race 1

September 20, 2019

Section Data for Car 7 - Enders, Kory (R)

Lap	T/S	I11 to I12	I12 to I13	I13 to SF	SF to I1	I1 to I2	I2 to I3	I3 to I4	I4 to I5	I5 to I6	I6 to I7	I7 to I8	I8 to I9	I9 to I10	I10 to I11	Lap
1	T							7.1634	9.2711	7.8827	3.1123	5.1677	3.8698	10.7173	4.4247	368.7207
	S							80.142	103.989	91.166	114.137	100.141	114.876	72.780	98.466	21.851
2	T	8.3927	6.0369	4.6324	2.3012	4.1469	9.5943	6.7149	8.5404	7.6203	3.0419	4.7586	3.8479	11.6195	4.2835	85.5314
	S	100.249	61.440	107.003	142.811	128.574	72.699	85.495	112.886	94.306	116.778	108.750	115.529	67.129	101.712	94.197
3	T	8.1739	6.0022	4.6441	2.3029	4.0976	9.5126	6.5239	8.5379	7.5299	3.0279	4.6685	3.5752	9.7224	4.2777	82.5967
	S	102.933	61.796	106.734	142.705	130.121	73.324	87.998	112.919	95.438	117.318	110.849	124.341	80.227	101.850	97.544
4	T	8.5777	6.0173	4.5961	2.2685	4.1087	9.6681	7.2036	9.7953	8.9599	4.2415	5.5536	4.3745	10.2190	4.1223	89.7061
	S	98.087	61.640	107.848	144.869	129.769	72.144	79.695	98.424	80.206	83.750	93.183	101.622	76.328	105.689	89.813
5	T	8.1060	5.8907	4.6144	2.2971	4.0838	9.4268	6.5157	8.4660	7.4726	3.0186	4.6484	3.6124	9.5380	4.1279	81.8184
	S	103.795	62.965	107.421	143.066	130.560	73.991	88.109	113.878	96.170	117.679	111.329	123.061	81.778	105.546	98.472
6	T	7.9385	6.0673	4.6231	2.2879	4.0557	9.5705	7.0017	9.2865	7.9087	3.8396	5.3415	3.7883	9.5646	4.1178	85.3917
	S	105.985	61.132	107.218	143.641	131.465	72.880	81.993	103.816	90.867	92.517	96.883	117.347	81.551	105.805	94.351
7	T	8.0031	5.8626	4.6042	2.2940	4.0489	9.3705	6.5035	8.3867	7.5432	3.0492	4.6613	3.6206	9.4481	4.0598	81.4557
	S	105.130	63.267	107.659	143.259	131.686	74.436	88.274	114.955	95.269	116.499	111.021	122.782	82.556	107.316	98.910
8	T	7.8908	5.9105	4.5938	2.2923	4.0617	9.5232	7.6188	11.2424	8.0181	3.0285	4.7261	3.6089	9.4341	4.1010	86.0502
	S	106.626	62.754	107.902	143.365	131.271	73.242	75.352	85.755	89.627	117.295	109.498	123.180	82.679	106.238	93.629
9	T	7.8411	5.9621	4.6141	2.2898	4.0282	9.4835	6.5038	8.5466	7.4686	3.0052	4.5393	3.5544	9.3636	4.1621	81.3624
	S	107.302	62.211	107.428	143.522	132.362	73.549	88.270	112.804	96.221	118.204	114.004	125.069	83.301	104.678	99.024
10	T	7.9544	5.9115	4.6011	2.2851	4.0118	9.5017	6.4964	8.3336	7.4702	2.9926	4.6034	3.5625	9.6068	4.3788	81.7099
	S	105.773	62.744	107.731	143.817	132.903	73.408	88.371	115.687	96.200	118.702	112.417	124.785	81.192	99.498	98.602

Event: Cooper Tires Indy Pro 2000 WRLS Grand Prix

Round 15 / 16

Track: WeatherTech Raceway Laguna Seca

2.238 mile(s)



Report: Section Data Report

Indy Pro 2000 Championship

Session: Qualifications - Race 1

September 20, 2019

Section Data for Car 7 - Enders, Kory (R)

Lap	T/S	PI to PO	PO to SF	SF to PI
1	T	276.0032	92.8025	
	S	2.680	84.035	
2	T			
	S			
3	T			
	S			
4	T			
	S			
5	T			
	S			
6	T			
	S			
7	T			
	S			
8	T			
	S			
9	T			
	S			
10	T			80.6446
	S			90.650

Event: Cooper Tires Indy Pro 2000 WRLS Grand Prix

Round 15 / 16

Track: WeatherTech Raceway Laguna Seca

2.238 mile(s)



Report: Section Data Report

Indy Pro 2000 Championship

Session: Qualifications - Race 1

September 20, 2019

Section Data for Car 8 - Thompson, Parker

Lap	T/S	I11 to I12	I12 to I13	I13 to SF	SF to I1	I1 to I2	I2 to I3	I3 to I4	I4 to I5	I5 to I6	I6 to I7	I7 to I8	I8 to I9	I9 to I10	I10 to I11	Lap
1	T							7.6455	9.5371	8.1289	3.1610	5.2018	3.8103	10.1293	4.2941	341.4003
	S							75.089	101.088	88.405	112.378	99.485	116.669	77.004	101.461	23.599
2	T	8.3238	6.0798	4.6459	2.3040	4.0474	9.6197	6.5649	8.5541	7.4506	3.0365	4.8555	3.6621	9.5286	4.1613	82.8342
	S	101.079	61.007	106.692	142.637	131.734	72.507	87.449	112.705	96.453	116.986	106.580	121.391	81.859	104.698	97.264
3	T	8.0327	5.8954	4.5881	2.2997	4.0435	9.3740	6.4987	8.3935	7.3497	3.0275	4.8136	3.7006	9.4221	4.1021	81.5412
	S	104.742	62.915	108.036	142.904	131.861	74.408	88.339	114.862	97.778	117.334	107.508	120.128	82.784	106.209	98.806
4	T	7.9351	5.8721	4.5762	2.2984	3.9989	9.3901	6.4989	8.3237	7.3155	3.0263	4.7052	3.6005	9.3588	4.0828	80.9825
	S	106.031	63.165	108.317	142.985	133.332	74.280	88.337	115.825	98.235	117.380	109.985	123.468	83.344	106.712	99.488
5	T	7.9152	5.8990	4.5750	2.2889	4.0183	9.4448	6.4558	8.3440	7.3389	2.9950	4.6965	3.5965	9.3241	4.1146	81.0066
	S	106.297	62.877	108.346	143.578	132.688	73.850	88.926	115.543	97.922	118.607	110.188	123.605	83.654	105.887	99.459
6	T	7.9689	5.9373	4.5703	2.2892	4.0272	9.3450	6.4491	8.3580	7.2648	2.9959	4.7149	3.5962	9.3065	4.0557	80.8790
	S	105.581	62.471	108.457	143.559	132.395	74.639	89.019	115.349	98.920	118.571	109.758	123.615	83.812	107.425	99.615

Event: Cooper Tires Indy Pro 2000 WRLS Grand Prix

Round 15 / 16

Track: WeatherTech Raceway Laguna Seca

2.238 mile(s)



Report: Section Data Report

Indy Pro 2000 Championship

Session: Qualifications - Race 1

September 20, 2019

Section Data for Car 8 - Thompson, Parker

Lap	T/S	PI to PO	PO to SF	SF to PI
1	T	253.6132	92.2861	
	S	2.917	84.505	
2	T			
	S			
3	T			
	S			
4	T			
	S			
5	T			
	S			
6	T			79.7883
	S			91.623



Event: Cooper Tires Indy Pro 2000 WRLS Grand Prix

Round 15 / 16

Track: WeatherTech Raceway Laguna Seca

2.238 mile(s)



Report: Section Data Report

Indy Pro 2000 Championship

Session: Qualifications - Race 1

September 20, 2019

Section Data for Car 83 - Finelli, Charles

Lap	T/S	I3 to I4	I4 to I5	I5 to I6	I6 to I7	I7 to I8	I8 to I9	I9 to I10	I10 to I11
1	T	193.5071	13.4760	11.1163	4.3054	7.4659	5.2536	14.2383	6.4214
	S	2.967	71.541	64.647	82.507	69.315	84.617	54.782	67.848

Event: Cooper Tires Indy Pro 2000 WRLS Grand Prix

Round 15 / 16

Track: WeatherTech Raceway Laguna Seca

2.238 mile(s)



Report: Section Data Report

Indy Pro 2000 Championship

Session: Qualifications - Race 1

September 20, 2019

Section Data for Car 90 - Lastochkin, Nikita

Lap	T/S	I11 to I12	I12 to I13	I13 to SF	SF to I1	I1 to I2	I2 to I3	I3 to I4	I4 to I5	I5 to I6	I6 to I7	I7 to I8	I8 to I9	I9 to I10	I10 to I11	Lap
1	T							7.1665	8.9616	7.9060	3.1275	5.2516	3.8032	10.2150	4.5758	370.8267
	S							80.108	107.580	90.898	113.582	98.541	116.887	76.358	95.214	21.727
2	T	8.6066	6.3063	4.5716	2.2704	4.2510	9.7717	6.7442	8.7427	7.8528	3.0677	5.0741	3.7096	9.6729	4.3991	85.0407
	S	97.758	58.816	108.426	144.748	125.425	71.380	85.124	110.274	91.513	115.796	101.989	119.836	80.638	99.039	94.741
3	T	8.2145	6.0243	4.5789	2.2700	4.1225	9.6209	6.9066	8.9992	7.5416	3.0603	4.9867	3.7086	9.5205	4.3204	83.8750
	S	102.424	61.569	108.253	144.774	129.335	72.498	83.122	107.131	95.290	116.076	103.776	119.869	81.928	100.843	96.057
4	T	8.1239	5.9803	4.5926	2.2928	4.1097	9.4835	6.5163	8.4894	7.4062	3.0194	4.9752	3.7281	9.3625	4.2877	82.3676
	S	103.566	62.022	107.931	143.334	129.737	73.549	88.101	113.564	97.032	117.648	104.016	119.242	83.311	101.612	97.815
5	T	8.0728	5.9860	4.5918	2.2964	4.0821	9.4238	6.4876	8.4574	7.4975	3.0497	4.8809	3.6794	9.3978	4.2494	82.1526
	S	104.222	61.963	107.949	143.109	130.615	74.015	88.490	113.994	95.850	116.479	106.026	120.820	82.998	102.528	98.071
6	T	8.1089	5.9928	4.5954	2.2914	4.0524	9.4677	6.4381	8.3994	7.4393	3.0305	4.8059	3.6448	9.3630	4.2792	81.9088
	S	103.758	61.892	107.865	143.422	131.572	73.672	89.171	114.781	96.600	117.217	107.680	121.967	83.307	101.814	98.363
7	T	8.1317	5.8952	4.6196	2.3015	4.0793	9.3548	6.4025	8.3661	7.4370	3.0604	4.7390	3.6378	9.2550	4.2557	81.5356
	S	103.467	62.917	107.300	142.792	130.704	74.561	89.667	115.238	96.630	116.072	109.200	122.202	84.279	102.376	98.813
8	T	8.0326	5.8857	4.5754	2.2879	4.0160	9.4827	6.4138	8.4529	7.3994	3.0277	4.9279	3.7781	9.3290	4.2329	81.8420
	S	104.744	63.019	108.336	143.641	132.764	73.555	89.509	114.054	97.121	117.326	105.014	117.664	83.610	102.928	98.443
9	T	8.0638	5.9195	4.5749	2.2843	4.0276	9.4714	7.2458	8.8371	7.5247	3.0283	4.7562	3.6289	9.4203	4.2641	83.0469
	S	104.338	62.659	108.348	143.867	132.382	73.643	79.231	109.096	95.504	117.303	108.805	122.501	82.800	102.174	97.015
10	T	8.0424	5.9647	4.5957	2.2830	4.0521	9.5935	6.4520	8.4883	7.4224	3.0217	4.8645	3.7079	9.3158	4.2798	82.0838
	S	104.616	62.184	107.858	143.949	131.582	72.705	88.979	113.579	96.820	117.559	106.383	119.891	83.729	101.800	98.153
11	T	8.0598	5.9545	4.5888	2.2791	4.0129	9.4542	6.5056	8.3414	7.3793	3.0120	5.0930	3.8520	9.5536	4.3518	82.4380
	S	104.390	62.291	108.020	144.196	132.867	73.777	88.246	115.579	97.385	117.937	101.610	115.406	81.645	100.115	97.732

Event: Cooper Tires Indy Pro 2000 WRLS Grand Prix

Round 15 / 16

Track: WeatherTech Raceway Laguna Seca

2.238 mile(s)



Report: Section Data Report

Indy Pro 2000 Championship

Session: Qualifications - Race 1

September 20, 2019

Section Data for Car 90 - Lastochkin, Nikita

Lap	T/S	PI to PO	PO to SF	SF to PI
1	T	280.7841	92.3805	
	S	2.635	84.419	
2	T			
	S			
3	T			
	S			
4	T			
	S			
5	T			
	S			
6	T			
	S			
7	T			
	S			
8	T			
	S			
9	T			
	S			
10	T			
	S			
11	T			80.9870
	S			90.267

**Event:** Cooper Tires Indy Pro 2000 WRLS Grand Prix**Round 15 / 16****Track:** WeatherTech Raceway Laguna Seca**2.238 mile(s)****Report:** Section Data Report**Indy Pro 2000 Championship****Session:** Qualifications - Race 1**September 20, 2019****Section Data for Car 91 - Denes, Phillippe (R)**

Lap	T/S	I11 to I12	I12 to I13	I13 to SF	SF to I1	I1 to I2	I2 to I3	I3 to I4	I4 to I5	I5 to I6	I6 to I7	I7 to I8	I8 to I9	I9 to I10	I10 to I11	Lap
1	T	8.5320	6.0770	4.6404	2.3003	4.0821	9.6866	6.8432	8.7136	7.5926	3.0939	4.9333	3.7239	9.8559	4.3129	84.3877
	S	98.613	61.035	106.819	142.867	130.615	72.007	83.892	110.642	94.650	114.815	104.899	119.376	79.140	101.018	95.474
2	T	8.2931	5.9660	4.5779	2.2821	4.0534	9.5802	6.5235	8.6148	7.5218	3.0691	4.8016	3.6235	9.6303	4.2085	82.7458
	S	101.453	62.170	108.277	144.006	131.539	72.806	88.004	111.911	95.540	115.743	107.777	122.684	80.994	103.524	97.368
3	T	8.0937	5.8707	4.5668	2.2875	5.1583	10.4372	7.5625	8.8548	7.6049	3.1027	4.8019	3.6323	9.6014	4.2662	85.8409
	S	103.953	63.180	108.540	143.666	103.364	66.828	75.913	108.878	94.496	114.490	107.770	122.387	81.238	102.124	93.857
4	T	8.1221	5.8368	4.5849	2.2870	4.0525	9.5684	6.6630	8.5390	7.3633	3.0199	4.7995	3.6411	9.5898	4.2162	82.2835
	S	103.589	63.547	108.112	143.698	131.569	72.896	86.161	112.904	97.597	117.629	107.824	122.091	81.336	103.335	97.915
5	T	8.0487	5.8224	4.5536	2.2831	4.0459	9.5069	6.4801	8.5053	7.3822	3.0425	4.7173	3.5993	9.2612	4.1811	81.4296
	S	104.534	63.704	108.855	143.943	131.783	73.368	88.593	113.352	97.347	116.755	109.703	123.509	84.222	104.203	98.942
6	T	8.0207	5.8193	4.5872	2.2902	4.0268	9.4983	6.4593	8.3471	7.3021	3.0253	4.7184	3.6255	9.2977	4.2009	81.2188
	S	104.899	63.738	108.058	143.497	132.408	73.434	88.878	115.500	98.415	117.419	109.677	122.616	83.892	103.712	99.199
7	T	8.2329	5.8398	4.5513	2.2804	4.0510	9.5830	6.4408	8.3115	7.3635	3.0299	4.7516	3.6062	9.2743	4.2072	81.5234
	S	102.195	63.514	108.910	144.113	131.617	72.785	89.133	115.995	97.594	117.241	108.911	123.273	84.103	103.556	98.828
8	T	8.0724	5.8003	4.5894	2.2865	4.0352	9.4620	6.4295	8.3000	7.4394	3.0654	4.7647	3.6216	9.3054	4.2154	81.3872
	S	104.227	63.947	108.006	143.729	132.133	73.716	89.290	116.156	96.599	115.883	108.611	122.748	83.822	103.355	98.993
9	T	8.1560	5.8241	4.5801	2.2813	4.0173	9.5066	6.4772	8.3714	7.3219	3.0228	4.7194	3.6283	9.2303	4.1771	81.3138
	S	103.159	63.685	108.225	144.057	132.721	73.370	88.633	115.165	98.149	117.516	109.654	122.522	84.504	104.302	99.083

Event: Cooper Tires Indy Pro 2000 WRLS Grand Prix

Round 15 / 16

Track: WeatherTech Raceway Laguna Seca

2.238 mile(s)



Report: Section Data Report

Indy Pro 2000 Championship

Session: Qualifications - Race 1

September 20, 2019

Section Data for Car 91 - Denes, Phillippe (R)

Lap	T/SPO to SF	SF to PI
1	T	96.3721
	S	80.922
2	T	
	S	
3	T	
	S	
4	T	
	S	
5	T	
	S	
6	T	
	S	
7	T	
	S	
8	T	
	S	
9	T	79.8846
	S	91.513

Event: Cooper Tires Indy Pro 2000 WRLS Grand Prix

Round 15 / 16

Track: WeatherTech Raceway Laguna Seca

2.238 mile(s)



Report: Section Data Report

Indy Pro 2000 Championship






Session: Qualifications - Race 1

September 20, 2019

Section Data for Car

Report Support Information

Section Legend	
Name	Length
I11 to I12	0.233712 miles
I12 to I13	0.103030 miles
I13 to SF	0.137689 miles
SF to I1	0.091288 miles
I1 to I2	0.148106 miles
I2 to I3	0.193750 miles
I3 to I4	0.159470 miles
I4 to I5	0.267803 miles
I5 to I6	0.199621 miles
I6 to I7	0.098674 miles
I7 to I8	0.143750 miles
I8 to I9	0.123485 miles
I9 to I10	0.216667 miles
I10 to I11	0.121023 miles
Lap	2.238000 miles
PI to PO	0.205492 miles
PO to SF	2.166288 miles
SF to PI	2.030682 miles
PO to I3	0.361364 miles
I11 to PI	0.267045 miles
PO to PI	1.958902 miles

Color Legend	
	Fastest Lap
	Section Under Caution
	Section Under Green
	Section Time Data
	Section Speed Data

