

Event: Indy Pro 2000 Grand Prix of Alabama**Round 1 / 2****Track:** Barber Motorsports Park**2.3 mile(s)****Report:** Section Data Report**Indy Pro 2000 Championship****Session:** Qualifications - Race 2**April 16, 2021****Section Data for Car 1 - Rasmussen, Christian (R)**

Lap	T/S	I7 to I8	I8 to SF	SF to I1	I1 to I2	I2 to I3A	I3A to I3	I3 to I4	I4 to I5A	I5A to I5	I5 to I6	I6 to I7	Lap	PI to PO	PO to SF	SF to PI
1	T	6.0552	10.3607	2.3101	10.8454	8.1979	5.8594	9.0361	7.8068	4.8505	6.8021	6.2826	78.4068		86.6603	
	S	99.426	102.792	131.635	95.684	117.103	68.305	114.842	83.232	112.453	132.613	113.951	105.603		91.344	
2	T	5.8805	10.1490	2.2818	10.6460	8.1188	5.7938	8.9858	7.6593	4.8106	6.7341	6.1473	77.2070			
	S	102.380	104.936	133.268	97.476	118.244	69.079	115.485	84.834	113.386	133.952	116.459	107.244			
3	T	5.8012	10.1136	2.5703	11.4830	8.4981	6.0970	9.1837	7.7288	4.8169	6.7637	6.0871	79.1434			
	S	103.779	105.304	118.310	90.371	112.966	65.643	112.997	84.072	113.238	133.366	117.611	104.620			
4	T	5.7281	10.1245	2.4714	12.2288	8.5279	5.9670	9.2075	8.0973	4.8379	6.7952	6.1149	80.1005			
	S	105.104	105.190	123.044	84.859	112.572	67.073	112.705	80.246	112.746	132.747	117.076	103.370			
5	T	5.7767	10.0448	2.2671	10.5424	8.0409	5.6886	8.9818	7.6326	4.7920	6.7732	6.0357	76.5758			
	S	104.220	106.025	134.132	98.434	119.390	70.356	115.537	85.131	113.826	133.179	118.612	108.128			
6	T	5.7208	10.0497	2.2652	10.5237	8.0398	5.7119	9.0209	7.6355	4.7829	6.7447	6.0319	76.5270			75.3446
	S	105.238	105.973	134.245	98.609	119.406	70.069	115.036	85.099	114.043	133.741	118.687	108.197			101.443
7	T					9.5065	6.1114	9.3448	8.0212	4.8902	6.9429	6.4005	199.7141	119.8468	81.2022	
	S					100.984	65.489	111.049	81.007	111.540	129.923	111.852	41.459	7.293	97.484	
8	T	5.8626	10.0604	2.2624	10.5135	7.9949	5.9141	10.1027	8.3194	4.8977	6.8114	6.0742	78.8133			
	S	102.693	105.861	134.411	98.704	120.077	67.673	102.718	78.103	111.370	132.432	117.861	105.058			
9	T	5.7377	10.0250	2.2596	10.5915	8.0001	5.6931	8.9872	7.5916	4.8092	6.7263	6.1123	76.5336			
	S	104.928	106.234	134.577	97.977	119.999	70.300	115.467	85.591	113.419	134.107	117.126	108.188			
10	T	5.9066	9.9300	2.2528	11.2546	9.7622	6.1750	10.4521	9.1399	5.7447	9.0242	8.7198	88.3619			92.4678
	S	101.928	107.251	134.984	92.205	98.338	64.814	99.284	71.092	94.949	99.958	82.102	93.706			82.658

Event: Indy Pro 2000 Grand Prix of Alabama

Round 1 / 2

Track: Barber Motorsports Park

2.3 mile(s)



Report: Section Data Report

Indy Pro 2000 Championship

Session: Qualifications - Race 2

April 16, 2021

Section Data for Car 11 - Yeany, Hunter (R)

Lap	T/S I7 to I8	I8 to SF	SF to I1	I1 to I2	I2 to I3A	I3A to I3	I3 to I4	I4 to I5A	I5A to I5	I5 to I6	I6 to I7	Lap	PI to PO	PO to SF	SF to PI	
1	T	6.4197	10.6466	2.3334	11.1309	8.2997	6.3502	10.9751	8.1279	5.3147	7.6538	6.6552	83.9072		89.1549	
	S	93.781	100.032	130.321	93.229	115.667	63.026	94.553	79.943	102.631	117.856	107.571	98.680		88.788	
2	T	6.0532	10.1969	2.2865	10.8304	8.1277	5.9548	9.0150	7.6456	4.8434	6.7816	6.3399	78.0750			
	S	99.459	104.444	132.994	95.816	118.115	67.211	115.111	84.986	112.618	133.014	112.921	106.052			
3	T	6.0579	10.2279	2.2802	10.8001	8.1269	5.8763	9.0135	7.6492	4.8472	6.7960	6.2149	77.8901			
	S	99.382	104.127	133.362	96.085	118.126	68.109	115.130	84.946	112.530	132.732	115.192	106.304			
4	T	5.9767	10.3064	2.2844	11.2624	8.1690	5.9960	9.0399	7.8131	4.8132	6.7616	6.2053	78.6280			
	S	100.732	103.334	133.116	92.141	117.517	66.749	114.794	83.165	113.325	133.407	115.371	105.306			
5	T	5.9532	10.2798	2.2853	10.7245	8.1292	5.8352	9.0281	7.6241	4.8185	6.8015	6.1700	77.6494			78.9605
	S	101.130	103.601	133.064	96.762	118.093	68.588	114.944	85.226	113.200	132.624	116.031	106.633			96.798
6	T					9.3122	6.7583	10.2039	8.7478	4.9496	8.4885	7.1459	261.2320	173.0874	87.3195	
	S					103.091	59.220	101.699	74.278	110.202	106.267	100.185	31.696	5.050	90.655	
7	T	6.1454	10.5736	2.3034	10.8954	8.1134	5.9787	9.0842	7.7804	4.8456	6.7794	6.0019	78.5014			
	S	97.967	100.723	132.018	95.245	118.323	66.942	114.234	83.514	112.567	133.057	119.280	105.476			
8	T	5.8501	10.2021	2.2774	10.6154	8.0708	5.7778	9.0395	7.6034	4.8096	6.7329					
	S	102.912	104.390	133.525	97.757	118.947	69.270	114.799	85.458	113.410	133.976					

Event: Indy Pro 2000 Grand Prix of Alabama

Round 1 / 2

Track: Barber Motorsports Park

2.3 mile(s)



Report: Section Data Report

Indy Pro 2000 Championship

Session: Qualifications - Race 2

April 16, 2021

Section Data for Car 18 - McElrea, Hunter

Lap	T/S	I7 to I8	I8 to SF	SF to I1	I1 to I2	I2 to I3A	I3A to I3	I3 to I4	I4 to I5A	I5A to I5	I5 to I6	I6 to I7	Lap	PI to PO	PO to SF	SF to PI
1	T	5.7239	10.2878	2.3104	10.7871	8.2726	5.8895	9.1510	7.7504	4.8770	6.8444	6.0768	77.9709		80.1979	
	S	105.181	103.521	131.618	96.201	116.046	67.956	113.400	83.837	111.842	131.793	117.810	106.193		98.705	
2	T	5.6841	10.2846	2.3009	10.6377	8.2427	5.8212	9.0835	7.6393	4.8635	6.8277	5.9997	77.3849			
	S	105.917	103.553	132.162	97.552	116.467	68.753	114.243	85.057	112.153	132.116	119.324	106.998			
3	T	5.5924	10.3166	2.2983	10.5825	8.1656	5.7616	9.0703	7.6289	4.8478	6.8219	5.9302	77.0161			
	S	107.654	103.232	132.311	98.061	117.566	69.465	114.409	85.173	112.516	132.228	120.723	107.510			
4	T	5.6009	10.2967	2.2879	10.6553	8.1622	5.7500	9.0643	7.6852	4.8345	6.7991	6.0565	77.1926			
	S	107.491	103.431	132.913	97.391	117.615	69.605	114.485	84.549	112.825	132.671	118.205	107.264			
5	T	5.6997	11.0619	2.3183	10.8962	8.2463	5.8451	9.0842	7.8477	4.8414	6.8012	6.0656	78.7076			77.5762
	S	105.628	96.276	131.170	95.238	116.416	68.472	114.234	82.798	112.665	132.630	118.028	105.199			98.525
6	T					8.6779	6.2556	9.4812	8.5195	4.9064	6.8762	6.3319	209.0912	127.8401	81.7079	
	S					110.626	63.979	109.451	76.269	111.172	131.184	113.064	39.600	6.837	96.881	
7	T	5.8062	10.2808	2.3006	10.7535	8.3237	7.9541	10.1761	8.2013	6.6332	7.4092	6.0981	83.9368			
	S	103.690	103.591	132.179	96.501	115.333	50.317	101.977	79.228	82.231	121.747	117.399	98.646			
8	T	5.5471	10.2701	2.2771	10.5138	8.0665	5.7379	9.0933	7.6416	4.8385	6.7625	5.9512	76.6996			
	S	108.533	103.699	133.543	98.701	119.011	69.752	114.120	85.031	112.732	133.389	120.297	107.954			
9	T	5.5911	10.1059	2.2688	10.8346	8.1905	5.7920	10.3565	8.9863	6.1945	10.7091	8.8555	87.8848			95.2775
	S	107.679	105.384	134.032	95.779	117.209	69.100	100.201	72.307	88.055	84.232	80.843	94.214			80.220
10	T													189.2486		
	S													4.619		

Event: Indy Pro 2000 Grand Prix of Alabama

Round 1 / 2

Track: Barber Motorsports Park

2.3 mile(s)



Report: Section Data Report

Indy Pro 2000 Championship

Session: Qualifications - Race 2

April 16, 2021

Section Data for Car 20 - Lazier, Flinn (R)

Lap	T/S I7 to I8	I8 to SF	SF to I1	I1 to I2	I2 to I3A	I3A to I3	I3 to I4	I4 to I5A	I5A to I5	I5 to I6	I6 to I7	Lap	PI to PO	PO to SF	SF to PI	
1	T	6.3792	10.4453	2.3419	11.1822	8.3535	5.9985	9.3061	7.9924	4.9271	7.2796	6.5415	80.7473		83.7623	
	S	94.376	101.960	129.848	92.802	114.922	66.721	111.510	81.299	110.705	123.914	109.441	102.542		94.504	
2	T	6.1961	10.2294	2.3326	10.8826	8.3401	5.9916	9.1801	7.8416	4.8930	6.8936	6.2967	79.0774			
	S	97.165	104.112	130.366	95.357	115.107	66.798	113.041	82.862	111.477	130.853	113.696	104.708			
3	T	5.9662	10.2773	2.3372	10.9304	8.2722	5.8393	9.2035	7.8265	4.8842	6.9064	6.3456	78.7888			
	S	100.909	103.626	130.109	94.940	116.051	68.540	112.754	83.022	111.677	130.610	112.820	105.091			
4	T	6.0118	10.2593	2.4233	12.0392	8.2560	5.8260	9.2035	7.7950	4.8641	6.8929	6.2449	79.8160			
	S	100.144	103.808	125.486	86.196	116.279	68.697	112.754	83.358	112.139	130.866	114.639	103.739			
5	T	6.0379	10.1719	2.3298	10.8491	8.2584	5.8174	9.1815	7.7684	4.8624	6.8931	6.3045	78.4744			
	S	99.711	104.700	130.522	95.651	116.245	68.798	113.024	83.643	112.178	130.862	113.555	105.512			
6	T	6.0250	10.3166	2.3375	10.8070	8.2724	5.7859	9.1834	7.8079	4.8626	6.9050	6.2630	78.5663			77.2421
	S	99.925	103.232	130.092	96.024	116.049	69.173	113.000	83.220	112.173	130.637	114.308	105.389			98.951
7	T					8.4322	6.1746	9.4115	8.4503	6.1859	7.2979	6.5953	303.9143	222.1871	83.2278	
	S					113.849	64.818	110.262	76.893	88.177	123.603	108.548	27.245	3.934	95.111	
8	T	6.1095	10.4085	2.3426	10.9283	8.2299	5.8208	9.4554	8.8389	8.2208	11.9863	9.7189	92.0599			99.2193
	S	98.543	102.320	129.809	94.958	116.648	68.758	109.750	73.513	66.351	75.256	73.662	89.941			77.033

Event: Indy Pro 2000 Grand Prix of Alabama

Round 1 / 2

Track: Barber Motorsports Park

2.3 mile(s)



Report: Section Data Report

Indy Pro 2000 Championship

Session: Qualifications - Race 2

April 16, 2021

Section Data for Car 21 - Simpson, Kyffin (R)

Lap	T/S I7 to I8	I8 to SF	SF to I1	I1 to I2	I2 to I3A	I3A to I3	I3 to I4	I4 to I5A	I5A to I5	I5 to I6	I6 to I7	Lap	PI to PO	PO to SF	SF to PI	
1	T	6.3161	10.2631	2.2838	11.1615	8.1937	5.9811	9.1092	7.8192	4.8307	6.7967	6.3383	79.0934		85.1640	
	S	95.319	103.770	133.151	92.974	117.163	66.915	113.921	83.100	112.914	132.718	112.950	104.686		92.949	
2	T	5.9124	10.1462	2.2883	10.8062	8.1202	5.9019	9.0067	7.6203	4.8248	6.7726	6.2489	77.6485			
	S	101.828	104.965	132.889	96.031	118.224	67.813	115.217	85.269	113.052	133.190	114.566	106.634			
3	T	5.8357	10.1639	2.2853	10.6605	8.1166	5.8150	8.9819	7.6312	4.8166	6.7749	6.1882	77.2698			
	S	103.166	104.783	133.064	97.343	118.276	68.827	115.535	85.147	113.245	133.145	115.689	107.157			
4	T	5.7748	10.2736	2.2882	11.9865	8.0997	5.9000	9.0526	7.7152	4.8384	6.8187	6.1526	78.9003			
	S	104.254	103.664	132.895	86.575	118.523	67.835	114.633	84.220	112.734	132.290	116.359	104.943			
5	T	5.8465	10.1806	2.2733	10.6523	8.0635	5.8359	9.0244	7.6741	4.8033	6.7867	6.1210	77.2616			77.4764
	S	102.975	104.611	133.766	97.418	119.055	68.580	114.991	84.671	113.558	132.914	116.959	107.168			98.652
6	T					8.4599	6.0978	9.2521	8.0233	4.8276	6.8853	6.4619	319.3300	238.5292	80.7256	
	S					113.477	65.635	112.161	80.986	112.987	131.010	110.789	25.929	3.665	98.059	
7	T	5.9456	10.2211	2.2872	10.9271	8.0401	5.9223	9.0488	7.8248	4.8119	6.7339	6.3424	78.1052			
	S	101.259	104.196	132.953	94.968	119.401	67.580	114.681	83.040	113.355	133.956	112.877	106.011			
8	T	5.8930	10.0969	2.2713	10.6400	8.0478	5.7654	9.0164	7.5759	4.7982	6.8724	7.0257	78.0030			78.8869
	S	102.163	105.478	133.884	97.531	119.287	69.419	115.093	85.768	113.679	131.256	101.899	106.150			96.888
9	T													227.0851		
	S													3.849		

Event: Indy Pro 2000 Grand Prix of Alabama

Round 1 / 2

Track: Barber Motorsports Park

2.3 mile(s)



Report: Section Data Report

Indy Pro 2000 Championship

Session: Qualifications - Race 2

April 16, 2021

Section Data for Car 22 - Sulaiman, Manuel

Lap	T/S I7 to I8	I8 to SF	SF to I1	I1 to I2	I2 to I3A	I3A to I3	I3 to I4	I4 to I5A	I5A to I5	I5 to I6	I6 to I7	Lap	PI to PO	PO to SF	SF to PI	
1	T	6.0273	10.2557	2.3328	11.0122	8.2253	5.8658	9.1061	7.8299	4.8413	6.8147	6.2066	78.5177		83.6669	
	S	99.886	103.845	130.354	94.234	116.713	68.231	113.960	82.986	112.667	132.368	115.346	105.454		94.612	
2	T	5.8352	10.1511	2.3091	10.6948	8.1521	5.7818	9.0319	7.5693	4.8289	6.7736	6.1552	77.2830			
	S	103.175	104.915	131.692	97.031	117.761	69.222	114.896	85.843	112.956	133.171	116.310	107.139			
3	T	5.8254	10.1345	2.2945	10.6837	8.1173	5.7617	9.0326	7.6489	4.8876	6.8168	6.1067	77.3097			
	S	103.348	105.087	132.530	97.132	118.266	69.463	114.887	84.950	111.600	132.327	117.233	107.102			
4	T	5.8125	10.1324	2.2908	52.7985	9.5913	6.4790	14.6729	10.5443	4.9410	6.8705	6.4207	130.5539			
	S	103.578	105.108	132.744	19.654	100.091	61.773	70.724	61.623	110.394	131.293	111.500	63.422			
5	T	5.9766	10.1777	2.3039	10.7524	8.0846	5.7858	9.0860	7.6132	4.8097	6.7934	6.1430	77.5263			
	S	100.734	104.641	131.990	96.511	118.744	69.174	114.212	85.348	113.407	132.783	116.541	106.802			
6	T	5.8330	10.2121	2.2969	10.7241	8.0683	5.6918	9.0637	7.6675	4.8105	6.7894	6.1079	77.2652			76.7484
	S	103.214	104.288	132.392	96.766	118.984	70.316	114.493	84.744	113.388	132.861	117.210	107.163			99.588
7	T					8.7459	6.2839	9.7416	8.8699	4.8527	6.7690	6.3779	258.5835	177.0673	82.1862	
	S					109.766	63.691	106.525	73.256	112.402	133.261	112.248	32.021	4.936	96.317	
8	T	5.9741	10.2242	2.3026	10.8549	8.0403	5.7397	9.0320	7.6702	4.8188	6.7318	5.9925	77.3811			79.7296
	S	100.776	104.165	132.064	95.600	119.399	69.730	114.895	84.714	113.193	133.998	119.468	107.003			95.864
9	T													235.9444		
	S													3.705		

Event: Indy Pro 2000 Grand Prix of Alabama

Round 1 / 2

Track: Barber Motorsports Park

2.3 mile(s)



Report: Section Data Report

Indy Pro 2000 Championship

Session: Qualifications - Race 2

April 16, 2021

Section Data for Car 27 - Kaminsky, Colin

Lap	T/S	I7 to I8	I8 to SF	SF to I1	I1 to I2	I2 to I3A	I3A to I3	I3 to I4	I4 to I5A	I5A to I5	I5 to I6	I6 to I7	Lap	PI to PO	PO to SF	SF to PI
1	T	6.0691	10.3111	2.3380	10.7678	8.4432	6.0521	9.2163	7.7286	4.9007	6.8723	6.1475	78.8467		82.7414	
	S	99.198	103.287	130.065	96.373	113.701	66.130	112.597	84.074	111.301	131.258	116.455	105.014		95.670	
2	T	5.8226	10.1508	2.3152	10.6307	8.3281	5.9518	9.1281	7.7424	4.8966	6.8764	5.9884	77.8311			
	S	103.398	104.918	131.345	97.616	115.272	67.245	113.685	83.924	111.395	131.180	119.549	106.384			
3	T	5.7813	10.3047	2.3186	10.6829	8.2549	6.0013	9.0846	7.6654	4.8637	6.8663	6.0882	77.9119			
	S	104.137	103.351	131.153	97.139	116.295	66.690	114.229	84.767	112.148	131.373	117.590	106.274			
4	T	5.8966	10.2450	2.3055	10.7800	8.2597	5.9646	9.1169	7.8811	4.9380	6.9095	6.0711	78.3680			
	S	102.100	103.953	131.898	96.264	116.227	67.100	113.825	82.447	110.461	130.551	117.921	105.655			
5	T	5.8694	10.2961	2.3131	11.4316	8.7684	6.2143	9.3312	8.7495	4.9687	7.0222	6.6638	81.6283			82.3226
	S	102.574	103.437	131.465	90.777	109.484	64.404	111.210	74.264	109.778	128.456	107.433	101.435			92.844
6	T					8.8781	6.3850	10.8870	8.4721	4.8645	6.8335	6.2625	201.7790	117.7575	83.1477	
	S					108.131	62.682	95.318	76.696	112.130	132.003	114.317	41.035	7.423	95.203	
7	T	5.7633	10.2227	2.3130	10.9199	8.2472	6.7677	10.8701	8.4152	5.3087	8.0565	6.9270	83.8113			
	S	104.462	104.180	131.470	95.031	116.403	59.138	95.466	77.214	102.747	111.965	103.351	98.793			
8	T	5.8282	10.0970	2.2812	10.6804	8.2170	5.8703	9.0637	7.6535	4.8517	6.7921	5.9598	77.2949			
	S	103.299	105.477	133.303	97.162	116.831	68.178	114.493	84.899	112.425	132.808	120.123	107.122			
9	T	5.6977	10.0950	2.2848	10.6774	8.1570	5.7860	9.2970	9.3024	5.8692	10.0565	9.4744	86.6974			93.2344
	S	105.665	105.498	133.093	97.189	117.690	69.172	111.620	69.850	92.935	89.698	75.562	95.505			81.978
10	T													193.4412		
	S													4.519		

Event: Indy Pro 2000 Grand Prix of Alabama

Round 1 / 2

Track: Barber Motorsports Park

2.3 mile(s)



Report: Section Data Report

Indy Pro 2000 Championship

Session: Qualifications - Race 2

April 16, 2021

Section Data for Car 3 - Roe, James (R)

Lap	T/S I7 to I8	I8 to SF	SF to I1	I1 to I2	I2 to I3A	I3A to I3	I3 to I4	I4 to I5A	I5A to I5	I5 to I6	I6 to I7	Lap	PI to PO	PO to SF	SF to PI	
1	T	5.8368	10.3057	2.3303	10.9822	8.2821	5.9005	9.1087	7.7438	4.8524	6.8311	6.4513	78.6249		82.8106	
	S	103.146	103.341	130.494	94.492	115.913	67.829	113.927	83.909	112.409	132.050	110.971	105.310		95.591	
2	T	5.9554	10.3200	2.2967	10.7066	8.1762	5.7828	9.0348	7.7576	4.8514	6.8039	6.3353	78.0207			
	S	101.092	103.198	132.403	96.924	117.414	69.210	114.859	83.760	112.432	132.578	113.003	106.126			
3	T	5.7997	10.3546	2.3106	10.6552	8.1348	5.8059	9.0383	7.7443	4.8350	6.8327	6.1976	77.7087			
	S	103.806	102.853	131.607	97.392	118.012	68.935	114.814	83.903	112.814	132.019	115.514	106.552			
4	T	5.9693	10.1886	2.3016	10.9946	8.5970	6.1301	9.1162	7.8516	4.8331	6.8200	6.3239	79.1260			
	S	100.857	104.529	132.122	94.385	111.667	65.289	113.833	82.757	112.858	132.265	113.207	104.643			
5	T	5.8899	10.1930	2.2933	10.6205	8.1907	5.7596	9.0229	7.6209	4.8127	6.7973	6.3584	77.5592			76.9434
	S	102.217	104.483	132.600	97.710	117.206	69.489	115.010	85.262	113.336	132.706	112.593	106.757			99.335
6	T					9.2253	6.2433	11.1593	8.8492	5.7716	7.6538	6.6782	235.3468	150.6288	87.3599	
	S					104.062	64.105	92.992	73.427	94.507	117.856	107.201	35.182	5.803	90.613	
7	T	6.2297	11.8793	2.6952	11.1681	8.4756	5.9353	11.2928	8.1297	4.8990	6.8562	6.6205	84.1814			
	S	96.641	89.652	112.827	92.919	113.266	67.432	91.893	79.926	111.340	131.566	108.135	98.359			
8	T	5.9609	10.5265	2.3605	11.1074	8.1959	5.9442	11.4840	7.9202	4.8238	6.7394	6.2393	81.3021			
	S	100.999	101.173	128.825	93.427	117.132	67.331	90.363	82.040	113.076	133.847	114.742	101.842			
9	T	5.8188	10.2442	2.2815	10.6382	8.7893	6.6427	12.0180	10.2583	5.9355	9.1777	8.9010	90.7052			95.1663
	S	103.466	103.961	133.286	97.547	109.224	60.251	86.348	63.341	91.897	98.287	80.430	91.285			80.314

Event: Indy Pro 2000 Grand Prix of Alabama

Round 1 / 2

Track: Barber Motorsports Park

2.3 mile(s)



Report: Section Data Report

Indy Pro 2000 Championship

Session: Qualifications - Race 2

April 16, 2021

Section Data for Car 40 - Miller, Jack William (R)

Lap	T/S	I7 to I8	I8 to SF	SF to I1	I1 to I2	I2 to I3A	I3A to I3	I3 to I4	I4 to I5A	I5A to I5	I5 to I6	I6 to I7	Lap	PI to PO	PO to SF	SF to PI
1	T	6.3186	10.6237	2.3368	11.1490	8.3606	5.9501	9.1199	7.8967	4.8993	6.8893	6.2840	79.8280		86.0833	
	S	95.281	100.248	130.131	93.078	114.824	67.264	113.787	82.284	111.333	130.934	113.926	103.723		91.956	
2	T	5.8132	10.3890	2.3251	10.7239	8.2637	5.8911	9.1076	7.8312	4.8867	6.8478	6.1422	78.2215			
	S	103.565	102.512	130.786	96.768	116.171	67.938	113.941	82.972	111.620	131.728	116.556	105.853			
3	T	5.8581	10.2036	2.3029	10.6366	8.2270	5.8042	9.0524	7.8641	4.8797	6.8237	6.2017	77.8540			
	S	102.771	104.375	132.047	97.562	116.689	68.955	114.636	82.625	111.780	132.193	115.438	106.353			
4	T	5.8308	10.1703	2.3030	12.3742	9.0163	6.1876	9.2580	7.7997	4.8373	6.8178	6.0823	80.6773			80.4465
	S	103.253	104.717	132.041	83.862	106.474	64.682	112.090	83.307	112.760	132.307	117.704	102.631			95.010
5	T					9.1100	6.6808	9.6679	8.7427	4.9534	7.2758	6.6649	199.1234	115.4246	84.5900	
	S					105.379	59.907	107.337	74.322	110.117	123.979	107.415	41.582	7.573	93.580	
6	T	6.1476	10.5139	2.3590	10.9449	8.2479	5.9408	9.1860	7.9047	4.8238	6.8090	6.1279	79.0055			
	S	97.932	101.294	128.907	94.814	116.393	67.369	112.968	82.201	113.076	132.478	116.828	104.803			
7	T	5.9038	10.2353	2.3053	10.6104	8.1568	5.7793	9.0198	7.8485	4.7811	6.7143	6.4034	77.7580			
	S	101.976	104.052	131.909	97.803	117.693	69.252	115.050	82.789	114.086	134.347	111.801	106.484			
8	T	6.4896	11.8772	2.4609	11.4611	8.4440	5.8287	9.0467	7.8136	4.8374	6.7887	6.0228	81.0707			
	S	92.771	89.668	123.569	90.543	113.690	68.665	114.708	83.159	112.758	132.875	118.866	102.133			
9	T	5.7513	10.1451	2.2848	10.6026	8.1605	5.7681	9.1248	7.7330	4.8378	6.7786	5.9968	77.1834			
	S	104.680	104.977	133.093	97.875	117.640	69.386	113.726	84.026	112.748	133.073	119.382	107.277			
10	T	5.7572	10.1941	2.5751	12.9265	10.4053	6.5906	10.9551	9.5703	6.4783	12.5118	11.3201	99.2844			108.8987
	S	104.573	104.472	118.089	80.279	92.261	60.727	94.725	67.895	84.197	72.096	63.242	83.397			70.186

Event: Indy Pro 2000 Grand Prix of Alabama

Round 1 / 2

Track: Barber Motorsports Park

2.3 mile(s)



Report: Section Data Report

Indy Pro 2000 Championship

Session: Qualifications - Race 2

April 16, 2021

Section Data for Car 42 - Petrov, Artem

Lap	T/S	I7 to I8	I8 to SF	SF to I1	I1 to I2	I2 to I3A	I3A to I3	I3 to I4	I4 to I5A	I5A to I5	I5 to I6	I6 to I7	Lap	PI to PO	PO to SF	SF to PI
1	T	6.0853	10.3393	2.3205	10.9053	8.2518	5.9440	9.1641	7.8108	4.8947	6.8834	6.1117	78.7109		80.4876	
	S	98.934	103.005	131.045	95.158	116.338	67.333	113.238	83.189	111.438	131.046	117.137	105.195		98.349	
2	T	5.9320	10.1788	2.3178	10.6736	8.1927	5.8694	9.0831	7.6200	4.8642	6.8298	6.1397	77.7011			
	S	101.491	104.629	131.198	97.224	117.177	68.189	114.248	85.272	112.137	132.075	116.603	106.562			
3	T	5.8288	10.1772	2.3118	10.6041	8.1628	5.7764	9.0445	7.6473	4.8839	6.8446	6.0410	77.3224			
	S	103.288	104.646	131.539	97.861	117.607	69.287	114.736	84.968	111.684	131.789	118.508	107.084			
4	T	5.8020	10.1174	2.3025	11.7209	8.3818	6.2002	9.3227	8.2056	4.8928	6.9307	6.6208	80.4974			80.8937
	S	103.765	105.264	132.070	88.536	114.534	64.551	111.312	79.186	111.481	130.152	108.130	102.860			94.484
5	T					8.8144	6.6343	9.7065	8.5248	4.9320	6.9683	6.6411	240.2871	156.2215	84.0959	
	S					108.913	60.327	106.911	76.221	110.595	129.450	107.800	34.459	5.595	94.130	
6	T	6.0124	10.3336	2.3412	10.9844	8.2446	5.9832	10.2543	9.0133	5.2219	7.8235	6.2790	82.4914			
	S	100.134	103.062	129.887	94.473	116.440	66.892	101.199	72.090	104.455	115.299	114.016	100.374			
7	T	5.7379	10.1016	2.2982	10.5198	8.1405	5.8407	9.1222	7.6505	6.0445	8.5016	6.3508	80.3083			
	S	104.924	105.429	132.317	98.645	117.929	68.524	113.758	84.932	90.240	106.103	112.727	103.103			
8	T	5.8142	10.1615	2.2955	10.5486	8.0995	5.8247	9.1206	7.5640	4.8405	6.7921	5.9963	77.0575			
	S	103.547	104.807	132.473	98.376	118.526	68.712	113.778	85.903	112.686	132.808	119.392	107.452			
9	T	5.7912	10.1072	2.2871	10.4951	8.2004	6.2521	9.8368	8.7981	5.4422	8.8456	9.0174	85.0732			91.8105
	S	103.959	105.370	132.959	98.877	117.067	64.015	105.494	73.854	100.227	101.977	79.392	97.328			83.250

Event: Indy Pro 2000 Grand Prix of Alabama

Round 1 / 2

Track: Barber Motorsports Park

2.3 mile(s)



Report: Section Data Report

Indy Pro 2000 Championship

Session: Qualifications - Race 2

April 16, 2021

Section Data for Car 5 - Brichacek, Wyatt (R)

Lap	T/S I7 to I8	I8 to SF	SF to I1	I1 to I2	I2 to I3A	I3A to I3	I3 to I4	I4 to I5A	I5A to I5	I5 to I6	I6 to I7	Lap	PI to PO	PO to SF	SF to PI	
1	T	6.1188	10.5723	2.3417	11.0599	8.1741	5.9890	10.9134	9.3761	5.8979	7.5673	6.6229	84.6334		90.5949	
	S	98.393	100.735	129.859	93.828	117.444	66.827	95.087	69.301	92.483	119.203	108.096	97.834		87.377	
2	T	6.0571	10.1463	2.2961	10.7191	8.1313	5.8231	9.0401	7.6737	4.8488	6.7874	6.3842	77.9072			
	S	99.395	104.964	132.438	96.811	118.062	68.731	114.792	84.675	112.493	132.900	112.138	106.280			
3	T	5.8910	10.3062	2.2968	10.7299	8.0767	5.7726	9.0186	7.6895	4.8550	6.7916	6.1915	77.6194			
	S	102.197	103.336	132.398	96.714	118.860	69.332	115.065	84.501	112.349	132.818	115.628	106.674			
4	T	5.8672	10.1701	2.3059	11.4526	8.6069	6.1138	9.0222	7.7012	4.8335	6.7990	6.2126	79.0850			
	S	102.612	104.719	131.875	90.611	111.538	65.463	115.019	84.373	112.849	132.673	115.235	104.697			
5	T	5.8567	10.2453	2.2929	10.5433	8.0916	5.7751	9.0171	7.5555	4.8237	6.8116	6.2675	77.2803			75.5683
	S	102.796	103.950	132.623	98.425	118.642	69.302	115.084	86.000	113.078	132.428	114.226	107.142			101.143
6	T					9.0514	6.1137	9.3841	7.8391	4.8590	6.8452	6.5554	183.3464	104.6445	80.5033	
	S					106.061	65.464	110.584	82.889	112.257	131.778	109.209	45.160	8.353	98.330	
7	T	5.9883	10.2031	2.3053	10.7750	8.0697	5.8385	9.0590	7.6249	4.7917	6.7491	6.1877	77.5923			
	S	100.537	104.380	131.909	96.309	118.964	68.550	114.552	85.217	113.833	133.654	115.699	106.712			
8	T	5.8887	10.0455	2.2726	10.5615	8.0124	5.7871	9.0698	7.5943	4.8193	6.7738	6.1944	77.0194			
	S	102.237	106.018	133.807	98.256	119.814	69.159	114.416	85.561	113.181	133.167	115.574	107.505			
9	T	5.8584	10.1461	2.2589	10.6673	8.0398	5.7720	9.0256	7.6201	4.8424	6.7556	6.1834	77.1696			
	S	102.766	104.966	134.619	97.281	119.406	69.339	114.976	85.271	112.641	133.526	115.779	107.296			
10	T	5.9103	10.0608	2.2710	10.5796	8.8477	6.3294	10.0509	8.9664	5.2769	8.0096	8.5462	84.8488			89.1906
	S	101.864	105.856	133.902	98.088	108.503	63.233	103.247	72.468	103.366	112.621	83.769	97.585			85.695

Event: Indy Pro 2000 Grand Prix of Alabama

Round 1 / 2

Track: Barber Motorsports Park

2.3 mile(s)



Report: Section Data Report

Indy Pro 2000 Championship

Session: Qualifications - Race 2

April 16, 2021

Section Data for Car 51 - Abel, Jacob

Lap	T/S	I7 to I8	I8 to SF	SF to I1	I1 to I2	I2 to I3A	I3A to I3	I3 to I4	I4 to I5A	I5A to I5	I5 to I6	I6 to I7	Lap	PI to PO	PO to SF	SF to PI
1	T	5.9408	10.3501	2.3505	10.9359	8.3219	5.8713	9.1770	7.7715	4.8952	6.8950	6.4691	78.9783		86.0164	
	S	101.341	102.898	129.373	94.892	115.358	68.167	113.079	83.610	111.426	130.826	110.666	104.839		92.028	
2	T	5.9314	10.2388	2.3228	10.6721	8.2806	5.8392	9.1357	7.6534	4.8724	6.8478	6.3402	78.1344			
	S	101.501	104.016	130.916	97.237	115.934	68.541	113.590	84.900	111.948	131.728	112.916	105.971			
3	T	5.9581	10.1143	2.3125	10.5855	8.2527	5.7914	9.0956	7.6816	4.8710	6.8517	6.1391	77.6535			
	S	101.047	105.296	131.499	98.033	116.326	69.107	114.091	84.588	111.980	131.653	116.615	106.628			
4	T	5.7607	10.1922	2.3235	11.3535	8.2311	5.7792	9.1116	7.6913	4.8751	6.8765	6.1962	78.3909			
	S	104.509	104.492	130.876	91.402	116.631	69.253	113.891	84.482	111.886	131.178	115.540	105.625			
5	T	5.7661	10.1672	2.3086	10.8506	8.2245	5.8156	9.0797	7.6480	4.8622	6.8651	6.1568	77.7444			
	S	104.411	104.749	131.721	95.638	116.724	68.820	114.291	84.960	112.183	131.396	116.279	106.503			
6	T	5.7980	10.2152	2.3077	10.6045	8.2212	5.7591	9.1146	7.6386	4.8599	6.8767	6.1690	77.5645			76.0314
	S	103.837	104.256	131.772	97.857	116.771	69.495	113.853	85.064	112.236	131.174	116.049	106.750			100.527
7	T					8.4762	6.1356	9.4186	8.1623	4.9404	7.0310	6.4457	217.9763	139.3459	80.1440	
	S					113.258	65.230	110.179	79.607	110.407	128.295	111.068	37.986	6.273	98.771	
8	T	5.8209	10.1728	2.3038	10.5790	8.1656	5.8363	9.1329	7.6500	4.8492	6.8145	6.2097	77.5347			
	S	103.428	104.691	131.995	98.093	117.566	68.576	113.625	84.938	112.483	132.371	115.289	106.791			
9	T	5.7557	10.0133	2.2892	10.5913	8.1863	5.7224	9.1001	7.5944	4.8465	6.8138	6.0575	76.9705			
	S	104.600	106.359	132.837	97.979	117.269	69.940	114.035	85.559	112.546	132.385	118.186	107.574			
10	T	5.9033	11.5086	2.4557	12.9279	10.4642	6.5828	9.8339	8.6650	6.3799	10.3215	9.5772	94.6200			101.2863
	S	101.985	92.539	123.831	80.270	91.741	60.799	105.528	74.988	85.498	87.395	74.751	87.508			75.461

Event: Indy Pro 2000 Grand Prix of Alabama

Round 1 / 2

Track: Barber Motorsports Park

2.3 mile(s)



Report: Section Data Report

Indy Pro 2000 Championship

Session: Qualifications - Race 2

April 16, 2021

Section Data for Car 55 - Gold, Reece (R)

Lap	T/S I7 to I8	I8 to SF	SF to I1	I1 to I2	I2 to I3A	I3A to I3	I3 to I4	I4 to I5A	I5A to I5	I5 to I6	I6 to I7	Lap	PI to PO	PO to SF	SF to PI	
1	T	5.9474	10.2456	2.3249	10.9187	8.2314	5.8670	9.0722	7.7595	4.8482	6.8233	6.3568	78.3950		80.8171	
	S	101.228	103.947	130.797	95.041	116.627	68.217	114.385	83.739	112.507	132.201	112.621	105.619		97.948	
2	T	5.9287	10.2937	2.3025	10.7082	8.1053	5.8503	9.0407	7.7218	4.8593	6.8255	6.1685	77.8045			
	S	101.548	103.461	132.070	96.910	118.441	68.411	114.784	84.148	112.250	132.158	116.059	106.421			
3	T	5.8489	10.1088	2.2906	10.6756	8.1313	5.8179	9.0124	7.6040	4.8091	6.7840	6.1192	77.2018			
	S	102.933	105.354	132.756	97.206	118.062	68.792	115.144	85.451	113.421	132.967	116.994	107.251			
4	T	5.7747	10.1758	2.2906	10.6030	8.0519	5.8084	9.0536			7.7060	6.6267	82.3630			
	S	104.256	104.660	132.756	97.871	119.227	68.905	114.620			117.058	108.034	100.531			
5	T	5.8701	10.2046	2.2937	10.8448	8.0974	5.7698	8.9888	7.7441	4.8328	6.8094	6.3249	77.7804			76.5317
	S	102.561	104.365	132.577	95.689	118.557	69.366	115.447	83.906	112.865	132.471	113.189	106.454			99.869
6	T					8.6817	6.1131	9.2559	8.0143	4.8452	6.8065	6.4303	294.2702	215.6529	79.9019	
	S					110.577	65.470	112.115	81.077	112.576	132.527	111.334	28.137	4.053	99.070	
7	T	5.8281	10.2825	2.2869	10.6905	8.0214	5.7177	9.0467	7.6584	4.8026	6.7310	6.0557	77.1215			
	S	103.300	103.574	132.971	97.070	119.680	69.998	114.708	84.844	113.575	134.014	118.221	107.363			
8	T	5.7611	10.1846	2.2694	10.5461	8.0270	5.7022	9.0003	7.6839	4.8256	6.7383	6.0093	76.7478			
	S	104.502	104.570	133.996	98.399	119.596	70.188	115.299	84.563	113.034	133.868	119.134	107.886			
9	T	5.6854	10.1429	2.2852	11.7045	10.1015	6.2033	10.0482	8.8413	5.2159	9.1158	8.7305	88.0745			93.3355
	S	105.893	105.000	133.070	88.661	95.035	64.518	103.275	73.493	104.575	98.954	82.001	94.011			81.889
10	T													157.0652		
	S													5.565		

Event: Indy Pro 2000 Grand Prix of Alabama

Round 1 / 2

Track: Barber Motorsports Park

2.3 mile(s)



Report: Section Data Report

Indy Pro 2000 Championship

Session: Qualifications - Race 2

April 16, 2021

Section Data for Car 7 - Shields, Cameron (R)

Lap	T/S I7 to I8	I8 to SF	SF to I1	I1 to I2	I2 to I3A	I3A to I3	I3 to I4	I4 to I5A	I5A to I5	I5 to I6	I6 to I7	Lap	PI to PO	PO to SF	SF to PI	
1	T	6.1962	10.4953	2.3254	11.0346	8.2549	5.9935	9.1616	7.9734	4.8687	6.8255	6.3116	79.4407		85.4651	
	S	97.164	101.474	130.769	94.043	116.295	66.777	113.269	81.493	112.033	132.158	113.428	104.229		92.622	
2	T	5.9765	10.2085	2.2977	10.6886	8.1352	5.8235	9.0499	7.7671	4.8504	6.7901	6.1828	77.7703			
	S	100.735	104.325	132.346	97.087	118.006	68.726	114.667	83.657	112.456	132.847	115.790	106.467			
3	T	5.8395	10.1856	2.2973	10.5721	8.1081	5.8387	9.0499	7.8025	4.8634	6.8060	6.1436	77.5067			
	S	103.099	104.559	132.369	98.157	118.400	68.547	114.667	83.278	112.155	132.537	116.529	106.829			
4	T	5.8251	10.1433	2.2868	11.8628	8.2608	5.9815	9.1598	7.8924	4.8406	6.8086	6.1970	79.2587			
	S	103.354	104.995	132.977	87.477	116.212	66.911	113.291	82.329	112.683	132.486	115.525	104.468			
5	T	5.8798	10.2143	2.2824	10.7262	8.1510	5.7869	9.0874	7.8924	4.8480	6.8229	6.2549	77.9462			77.1226
	S	102.392	104.266	133.233	96.747	117.777	69.161	114.194	82.329	112.511	132.209	114.456	106.227			99.104
6	T					8.6791	6.3576	9.4200	8.3897	4.9289	6.8973	6.4275	320.8200	239.7069	82.1591	
	S					110.611	62.953	110.162	77.449	110.665	130.782	111.382	25.809	3.646	96.349	
7	T	6.0802	10.2363	2.3028	10.7609	8.1498	5.8602	9.1012	7.8721	4.8389	6.7674	6.1182	78.0880			
	S	99.017	104.041	132.053	96.435	117.794	68.296	114.021	82.541	112.723	133.293	117.013	106.034			
8	T	5.8107	10.0096	2.2792	10.4860	8.0540	5.7383	9.0870	7.7762	5.0636	8.4988	11.5228	84.3262			89.1494
	S	103.610	106.398	133.420	98.963	119.195	69.747	114.199	83.559	107.721	106.138	62.130	98.190			85.735
9	T													216.7295		
	S													4.033		

Event: Indy Pro 2000 Grand Prix of Alabama

Round 1 / 2

Track: Barber Motorsports Park

2.3 mile(s)



Report: Section Data Report

Indy Pro 2000 Championship

Session: Qualifications - Race 2

April 16, 2021

Section Data for Car 74 - Fittipaldi, Enzo (R)

Lap	T/S I7 to I8	I8 to SF	SF to I1	I1 to I2	I2 to I3A	I3A to I3	I3 to I4	I4 to I5A	I5A to I5	I5 to I6	I6 to I7	Lap	PI to PO	PO to SF	SF to PI	
1	T	6.3811	10.7885	2.4171	11.4159	8.5767	6.4148	9.1558	8.2233	6.6911	7.4919	6.5041	84.0603		84.1463	
	S	94.348	98.716	125.808	90.902	111.931	62.391	113.341	79.016	81.519	120.403	110.070	98.501		94.073	
2	T	6.0071	10.2299	2.3131	10.8710	8.2504	5.8826	9.0589	7.9755	4.9475	6.8908	6.1941	78.6209			
	S	100.222	104.107	131.465	95.458	116.358	68.036	114.553	81.471	110.249	130.906	115.579	105.316			
3	T	5.8688	10.1314	2.3100	11.1019	8.2648	5.7962	9.0492	7.7344	4.8820	6.8658	6.1397	78.1442			
	S	102.584	105.119	131.641	93.473	116.155	69.050	114.676	84.011	111.728	131.382	116.603	105.958			
4	T	5.8164	10.3825	2.3167	11.4380	8.3568	5.8336	9.1396	7.8778	4.8725	6.8680	6.4374	79.3393			80.8312
	S	103.508	102.576	131.260	90.726	114.877	68.607	113.542	82.481	111.946	131.340	111.211	104.362			94.557
5	T					9.0551	6.4756	9.5411	8.6575	5.0214	7.0210	6.6436	237.0794	151.0840	85.0738	
	S					106.018	61.805	108.764	75.053	108.626	128.478	107.759	34.925	5.785	93.048	
6	T	6.2462	10.5230	2.3471	11.1533	8.2429	5.9823	9.2886	7.9141	4.8548	6.8758	6.1613	79.5894			
	S	96.386	101.207	129.560	93.042	116.464	66.902	111.721	82.103	112.354	131.191	116.194	104.034			
7	T	5.8039	10.1340	2.3002	10.6975	8.1346	5.7686	9.0947	7.6324	4.8524	6.8411	6.0474	77.3068			
	S	103.731	105.092	132.202	97.007	118.014	69.380	114.102	85.133	112.409	131.857	118.383	107.106			
8	T	5.7762	10.3104	2.3032	10.6283	8.1135	5.7800	9.0558	7.6836	4.8570	6.8279	5.9606	77.2965			
	S	104.229	103.294	132.030	97.638	118.321	69.243	114.593	84.566	112.303	132.112	120.107	107.120			
9	T	5.6986	10.2340	2.2954	10.5791	8.1201	5.7467	9.2890	10.0655	9.4756	11.7582	9.8258	93.0880			100.7734
	S	105.648	104.065	132.478	98.092	118.225	69.645	111.716	64.554	57.564	76.716	72.860	88.948			75.845

Event: **Indy Pro 2000 Grand Prix of Alabama**
Track: **Barber Motorsports Park**
Report: **Section Data Report**
Session: **Qualifications - Race 2**

Round 1 / 2
2.3 mile(s)
Indy Pro 2000 Championship
April 16, 2021



Section Data for Car 77 - Ahmed, Enaam (R)

Lap	T/S	I7 to I8	I8 to SF	SF to I1	I1 to I2	I2 to I3A	I3A to I3	I3 to I4	I4 to I5A	I5A to I5	I5 to I6	I6 to I7	Lap	PI to PO	PO to SF	SF to PI
1	T	6.0385	10.7244	2.3699	11.0187	8.2717	5.9750	9.1415	8.6956	5.7666	7.8238	6.5560	82.3817		85.6481	
	S	99.701	99.306	128.314	94.179	116.058	66.984	113.518	74.724	94.589	115.295	109.199	100.508		92.424	
2	T	6.0621	10.2988	2.3258	10.6750	8.1965	5.9038	9.1112	7.6659	4.8997	6.8777	6.1887	78.2052			
	S	99.313	103.410	130.747	97.211	117.123	67.791	113.896	84.761	111.324	131.155	115.680	105.875			
3	T	5.8948	10.2169	2.3171	10.7066	8.1803	5.7463	9.0323	7.6586	4.8798	6.8535	6.0241	77.5103			
	S	102.132	104.239	131.238	96.924	117.355	69.650	114.891	84.842	111.778	131.618	118.841	106.825			
4	T	5.8379	10.2220	2.3300	11.4370	8.2441	5.9050	9.2830	7.9713	4.8923	6.8669	6.2472	79.2367			81.2749
	S	103.127	104.187	130.511	90.734	116.447	67.778	111.788	81.514	111.492	131.361	114.597	104.497			94.041
5	T					9.1877	6.5572	9.6676	8.4905	4.9751	7.0521	6.6227	254.9319	167.0894	86.2517	
	S					104.488	61.036	107.341	76.529	109.637	127.912	108.099	32.479	5.231	91.777	
6	T	6.0082	10.4991	2.3671	10.9380	8.1622	5.8852	9.1383	7.8612	4.8460	6.8199	6.4118	78.9370			
	S	100.204	101.437	128.466	94.874	117.615	68.006	113.558	82.656	112.558	132.267	111.655	104.894			
7	T	6.0510	10.5511	2.3135	10.8197	8.2283	6.5276	9.3037	7.7709	6.5439	8.8232	6.2968	83.2297			
	S	99.495	100.937	131.442	95.911	116.671	61.313	111.539	83.616	83.353	102.236	113.694	99.484			
8	T	5.8323	10.1485	2.2923	10.6093	8.1275	5.8512	9.1153	7.6454	4.8703	6.8251	6.0240	77.3412			
	S	103.226	104.942	132.658	97.813	118.118	68.401	113.845	84.989	111.996	132.166	118.843	107.058			
9	T	5.7828	10.2212	2.2962	10.6140	8.9531	6.5877	10.1423	8.8014	5.0994	7.9203	8.3779	84.7963			90.3110
	S	104.110	104.195	132.432	97.770	107.225	60.754	102.317	73.826	106.964	113.890	85.452	97.646			84.632

Event: Indy Pro 2000 Grand Prix of Alabama

Round 1 / 2

Track: Barber Motorsports Park

2.3 mile(s)



Report: Section Data Report

Indy Pro 2000 Championship

Session: Qualifications - Race 2

April 16, 2021

Section Data for Car 91 - Eves, Braden

Lap	T/S	I7 to I8	I8 to SF	SF to I1	I1 to I2	I2 to I3A	I3A to I3	I3 to I4	I4 to I5A	I5A to I5	I5 to I6	I6 to I7	Lap	PI to PO	PO to SF	SF to PI
1	T	5.8989	10.2919	2.3177	10.8979	8.1901	5.8674	9.4702	10.3254	7.0885	12.6982	7.5810	90.6272		80.1809	
	S	102.061	103.479	131.204	95.223	117.215	68.212	109.578	62.930	76.949	71.037	94.435	91.363		98.726	
2	T	5.9811	10.2681	2.3149	10.7734	8.1847	5.8446	9.0407	7.5440	4.8475	6.8152	6.1486	77.7628			
	S	100.658	103.719	131.362	96.323	117.292	68.478	114.784	86.131	112.523	132.358	116.434	106.478			
3	T	5.8069	10.0777	2.2937	10.6182	8.1257	5.7375	8.9805	7.4869	4.8399	6.8084	6.0877	76.8631			
	S	103.678	105.679	132.577	97.731	118.144	69.756	115.553	86.788	112.700	132.490	117.599	107.724			
4	T	5.7827	10.0127	2.7417	12.9213	10.0451	7.4066	14.8213	8.2730	4.8370	6.8257	6.0435	89.7106			
	S	104.111	106.365	110.913	80.311	95.569	54.037	70.016	78.541	112.767	132.154	118.459	92.297			
5	T	5.7467	9.9879	2.2809	10.8041	8.1239	5.7746	9.0467	7.5200	4.8145	6.7964	6.0194	76.9151			
	S	104.764	106.629	133.321	96.049	118.170	69.308	114.708	86.406	113.294	132.724	118.934	107.651			
6	T	5.7306	10.3063	2.3054	10.7765	8.1371	5.9016	9.0162	7.6760	4.8231	6.8123	6.1222	77.6073			75.6552
	S	105.058	103.335	131.904	96.295	117.978	67.817	115.096	84.650	113.092	132.414	116.937	106.691			101.027
7	T					8.4320	6.1489	9.1972	7.9648	4.8750	6.8037	6.2143	193.5088	115.9812	79.4108	
	S					113.852	65.089	112.831	81.581	111.888	132.582	115.203	42.789	7.536	99.683	
8	T	5.8583	10.1097	2.2921	10.6855	8.0842	5.8058	9.0595	7.6051	4.8430	6.7698	5.9658	77.0788			
	S	102.768	105.344	132.669	97.115	118.750	68.936	114.546	85.439	112.627	133.246	120.002	107.423			
9	T	5.6712	10.1091	2.2712	10.6068	8.0543	5.7218	9.0097	7.5318	4.8216	6.9647	7.1869	77.9491			79.2309
	S	106.158	105.351	133.890	97.836	119.191	69.948	115.179	86.271	113.127	129.517	99.613	106.223			96.467
10	T													247.9237		
	S													3.528		

Event: Indy Pro 2000 Grand Prix of Alabama

Round 1 / 2

Track: Barber Motorsports Park

2.3 mile(s)



Report: Section Data Report

Indy Pro 2000 Championship






Session: Qualifications - Race 2

April 16, 2021

Section Data for Car

Report Support Information

Section Legend	
Name	Length
I7 to I8	0.167235 miles
I8 to SF	0.295833 miles
SF to I1	0.084470 miles
I1 to I2	0.288258 miles
I2 to I3A	0.266667 miles
I3A to I3	0.111174 miles
I3 to I4	0.288258 miles
I4 to I5A	0.180492 miles
I5A to I5	0.151515 miles
I5 to I6	0.250568 miles
I6 to I7	0.198864 miles
I2 to I3	0.377841 miles
I4 to I5	0.332008 miles
Lap	2.300000 miles
PI to PO	0.242803 miles
PO to SF	2.198864 miles
SF to PI	2.123106 miles
PO to I2	0.280871 miles
I7 to PI	0.302841 miles
PO to PI	2.038636 miles

Color Legend	
	Fastest Lap
	Section Under Caution
	Section Under Green
	Section Time Data
	Section Speed Data

