

Event: INDY PRO2000 Cooper Tires GP of Road America

Round 9 / 10

Track: Road America

4.014 mile(s)



Report: Section Data Report

Indy Pro 2000 Championship

Session: Qualifications - Race 2

June 19, 2021

Section Data for Car 1 - Rasmussen, Christian (R)

Lap	T/S	I12 to I13	I13 to I14	I14 to SF	SF to I1	I1 to I2	I2 to I3	I3 to I4	I4 to I5	I5 to I6	I6 to I7	I7 to I8	I8 to I9	I9 to I10	I10 to I11	I11 to I12
1	T	5.7334	4.1614	7.5143	5.8649	10.0888	9.5102	12.3555	10.9731	12.1113	8.5098	11.7994	8.0180	8.0348	8.8461	4.0799
	S	91.569	106.171	129.208	143.457	117.322	98.937	135.917	92.582	93.508	89.976	113.777	139.714	148.841	91.797	118.151
2	T	5.5437	4.1322	7.4397	5.8285	9.8835	9.2370	12.2209	10.9481	11.6604	8.0314	11.9157	8.0011	7.9934	8.9886	4.3847
	S	94.702	106.921	130.504	144.353	119.759	101.863	137.414	92.793	97.124	95.336	112.666	140.009	149.612	90.342	109.938
3	T	32.4934					10.5978	13.3802	12.2144	12.3390	8.7622	12.3618	8.1237	8.1533	8.7705	4.1114
	S	16.157					88.783	125.508	83.173	91.782	87.385	108.601	137.896	146.678	92.588	117.246
4	T	5.4586	4.1341	7.4786	5.8581	9.7618	9.0061	12.2162	10.8268	11.5350	7.9714	11.6452	7.9852	8.0399	8.6406	4.0699
	S	96.179	106.872	129.825	143.624	121.252	104.475	137.466	93.833	98.179	96.054	115.284	140.288	148.747	93.980	118.442
5	T	5.2861	4.0414	7.4384	5.8572	9.6340	8.9212	12.1857	10.7255	11.4709	7.9446	11.5475	7.9703	8.0347	8.6561	4.0578
	S	99.317	109.323	130.527	143.646	122.860	105.469	137.811	94.719	98.728	96.378	116.259	140.550	148.843	93.812	118.795
6	T	5.2814	4.0707	7.4774	5.8780	9.7175	8.9111	12.1676	10.7038	11.5337	7.9065	11.6148	7.9888	8.0459	8.6489	4.0492
	S	99.405	108.536	129.846	143.138	121.805	105.588	138.016	94.911	98.191	96.842	115.585	140.225	148.636	93.890	119.047
7	T	5.6799														
	S	92.431														

Event: INDY PRO2000 Cooper Tires GP of Road America

Round 9 / 10

Track: Road America

4.014 mile(s)

Report: Section Data Report

Indy Pro 2000 Championship



Session: Qualifications - Race 2

June 19, 2021

Section Data for Car 1 - Rasmussen, Christian (R)

Lap	T/Slap	PI to PO	PO to SF	SF to PI	PIA to PO
1	T	127.6009		137.3492	
	S	113.247		99.079	
2	T	126.2089		167.2234	
	S	114.496		85.484	
3	T	552.0066	379.1679	131.7799	394.7839
	S	26.178	2.615	103.266	3.855
4	T	124.6275			
	S	115.949			
5	T	123.7714			
	S	116.751			
6	T	123.9953		150.2506	
	S	116.540		95.141	
7	T				
	S				

Event:	INDY PRO2000 Cooper Tires GP of Road America	Round 9 / 10
Track:	Road America	4.014 mile(s)
Report:	Section Data Report	Indy Pro 2000 Championship
Session:	Qualifications - Race 2	June 19, 2021



Section Data for Car 11 - Yeany, Hunter (R)

Lap	T/S	I12 to I13	I13 to I14	I14 to SF	SF to I1	I1 to I2	I2 to I3	I3 to I4	I4 to I5	I5 to I6	I6 to I7	I7 to I8	I8 to I9	I9 to I10	I10 to I11	I11 to I12
1	T	5.7387	4.2809	7.6345	5.9679	10.2137	9.6297	12.6531	11.3600	12.1070	8.2613	11.8763	8.1026	8.1933	9.1552	4.1369
	S	91.484	103.207	127.174	140.982	115.887	97.709	132.720	89.429	93.541	92.683	113.040	138.255	145.962	88.698	116.523
2	T	5.4805	4.1029	7.5135	5.9244	10.1220	9.3399	12.5001	11.2556	11.7351	8.0898	11.8590	8.0870	8.1814	8.9220	4.0991
	S	95.794	107.684	129.222	142.017	116.937	100.741	134.344	90.258	96.505	94.648	113.205	138.522	146.174	91.016	117.598
3	T	6.2281	4.1199	7.5177	5.9200	9.9361	9.2307	12.5091	11.0915	11.6726	7.9547	11.6325	8.0600	8.1563	8.8424	4.1073
	S	84.295	107.240	129.150	142.122	119.125	101.933	134.248	91.593	97.022	96.255	115.409	138.986	146.624	91.835	117.363
4	T	5.6013					11.5073	13.6960	12.0400	12.6847	8.7250	12.3624	8.1840	8.2896	9.0524	4.1848
	S	93.728					81.766	122.614	84.378	89.281	87.757	108.595	136.880	144.266	89.705	115.190
5	T	5.3995	4.1370	7.5413	5.9555	9.9301	9.1743	12.4763	10.8548	11.6579	7.9780	11.5947	8.0209	8.1466	8.7757	4.0893
	S	97.231	106.797	128.746	141.275	119.197	102.559	134.601	93.591	97.144	95.974	115.786	139.664	146.799	92.533	117.880
6	T	5.2931	4.0361	7.4901	5.9552	9.5924	8.9086	12.3732	10.7670	11.5415	7.9251	11.5928	8.0008	8.1230	8.8984	4.1045
	S	99.186	109.467	129.626	141.282	123.393	105.618	135.722	94.354	98.124	96.615	115.805	140.014	147.225	91.257	117.443
7	T	5.6716														
	S	92.566														

Event: INDY PRO2000 Cooper Tires GP of Road America

Round 9 / 10

Track: Road America

4.014 mile(s)

Report: Section Data Report

Indy Pro 2000 Championship



Session: Qualifications - Race 2

June 19, 2021

Section Data for Car 11 - Yeany, Hunter (R)

Lap	T/Slap	PI to PO	PO to SF	SF to PI	PIA to PO
1	T	129.3111		139.3336	
	S	111.749		97.668	
2	T	127.2123			
	S	113.593			
3	T	126.9789		141.7691	
	S	113.802		100.833	
4	T	432.4798	282.8058	134.0959	298.5992
	S	33.413	3.505	101.483	5.096
5	T	125.7319			
	S	114.930			
6	T	124.6018		235.9537	
	S	115.973		60.584	
7	T				
	S				

Event: INDY PRO2000 Cooper Tires GP of Road America

Round 9 / 10

Track: Road America

4.014 mile(s)



Report: Section Data Report

Indy Pro 2000 Championship

Session: Qualifications - Race 2

June 19, 2021

Section Data for Car 18 - McElrea, Hunter

Lap	T/S	I12 to I13	I13 to I14	I14 to SF	SF to I1	I1 to I2	I2 to I3	I3 to I4	I4 to I5	I5 to I6	I6 to I7	I7 to I8	I8 to I9	I9 to I10	I10 to I11	I11 to I12
1	T	5.4275	4.1893	7.6336	5.9800	10.0749	9.4273	12.5661	11.1317	11.9786	8.2011	12.1628	8.1949	8.2636	8.9803	4.1299
	S	96.730	105.463	127.189	140.696	117.484	99.807	133.639	91.263	94.544	93.363	110.378	136.698	144.720	90.425	116.721
2	T	5.3455	4.1782	7.5924	5.9568	9.8292	9.1352	12.4566	10.9273	11.6726	8.0414	11.9168	8.1435	8.2389	8.8223	4.1124
	S	98.213	105.744	127.879	141.244	120.420	102.998	134.814	92.970	97.022	95.217	112.656	137.561	145.154	92.045	117.218
3	T	5.2476	4.1707	7.5500	5.9425	9.7601	9.0790	12.5129	10.9014	11.6077	7.9962	11.8025	8.1363	8.2304	8.8562	4.1267
	S	100.046	105.934	128.597	141.584	121.273	103.636	134.207	93.191	97.565	95.756	113.747	137.683	145.304	91.692	116.811
4	T	5.5241					9.9433	13.6112	11.8165	12.3764	8.5048	11.8190	8.0918	8.2108	8.7423	4.0741
	S	95.038					94.627	123.378	85.974	91.505	90.029	113.588	138.440	145.651	92.887	118.319
5	T	5.1566	4.0677	7.4989	5.9109	9.7198	8.9946	12.3700	10.8252	11.6073	8.0414	11.6887	8.0215	8.0462	8.7200	4.0825
	S	101.811	108.616	129.474	142.341	121.776	104.608	135.757	93.847	97.568	95.217	114.855	139.653	148.630	93.124	118.076
6	T	5.1731	4.1507	7.4822	5.8462	9.6094	8.9682	12.2300	10.7284	11.5881	7.9698	11.6971	8.0181	8.0170	8.9372	4.1167
	S	101.487	106.444	129.763	143.916	123.175	104.916	137.311	94.693	97.730	96.073	114.772	139.712	149.172	90.861	117.095
7	T	5.1918	4.0823	7.4686	5.8607	9.6663	9.1993	12.3330	10.7198	11.5536	7.9970	11.6301	7.9950	8.0420	8.6551	4.0737
	S	101.121	108.228	129.999	143.560	122.450	102.281	136.165	94.769	98.021	95.746	115.433	140.116	148.708	93.823	118.331
8	T	5.5141														
	S	95.210														

Event: INDY PRO2000 Cooper Tires GP of Road America

Round 9 / 10

Track: Road America

4.014 mile(s)

Report: Section Data Report

Indy Pro 2000 Championship



Session: Qualifications - Race 2

June 19, 2021

Section Data for Car 18 - McElrea, Hunter

Lap	T/S Lap	PI to PO	PO to SF	SF to PI	PIA to PO
1	T	128.3416		131.1527	
	S	112.593		103.760	
2	T	126.3691			
	S	114.351			
3	T	125.9202		140.2563	
	S	114.758		101.921	
4	T	240.0795	96.9544	128.5439	112.5065
	S	60.190	10.225	105.866	13.526
5	T	124.7513			
	S	115.834			
6	T	124.5322			
	S	116.037			
7	T	124.4683		258.6575	
	S	116.097		55.266	
8	T				
	S				

Event:	INDY PRO2000 Cooper Tires GP of Road America	Round 9 / 10
Track:	Road America	4.014 mile(s)
Report:	Section Data Report	Indy Pro 2000 Championship
Session:	Qualifications - Race 2	June 19, 2021



Section Data for Car 21 - Simpson, Kyffin (R)

Lap	T/S	I12 to I13	I13 to I14	I14 to SF	SF to I1	I1 to I2	I2 to I3	I3 to I4	I4 to I5	I5 to I6	I6 to I7	I7 to I8	I8 to I9	I9 to I10	I10 to I11	I11 to I12
1	T	6.2909	4.2711	7.4926	5.8065	10.0948	9.5182	12.3241	11.1463	12.0677	8.2673	12.0365	8.0467	8.0135	8.9337	4.1141
	S	83.454	103.444	129.582	144.900	117.252	98.854	136.263	91.143	93.846	92.616	111.536	139.216	149.237	90.897	117.169
2	T	5.4758	4.0915	7.4151	5.8227	9.9501	9.2633	12.2857	11.0574	11.8056	8.1626	11.8677	8.0511	8.0571	8.9034	4.0822
	S	95.876	107.984	130.937	144.497	118.957	101.574	136.689	91.876	95.929	93.804	113.122	139.140	148.429	91.206	118.085
3	T	5.5428	4.1195	7.4329	5.8242	9.8798	9.1727	12.3400	10.7987	11.7505	8.0645	11.8126	8.0300	8.0448	8.7702	4.0961
	S	94.717	107.250	130.623	144.460	119.804	102.577	136.087	94.077	96.379	94.945	113.650	139.505	148.656	92.591	117.684
4	T	5.3253					10.1323	12.5219	11.9372	12.2723	9.7090	12.8225	8.1175	8.0971	8.8532	4.0789
	S	98.586					92.862	134.110	85.104	92.281	78.863	104.699	138.002	147.696	91.723	118.180
5	T	5.4760	4.1942	7.5035	5.8747	10.0445	9.1227	12.2280	10.8480	11.5923	8.0698	11.5825	7.9750	7.9900	8.6544	4.0528
	S	95.873	105.340	129.394	143.218	117.839	103.139	137.334	93.649	97.694	94.882	115.908	140.467	149.676	93.830	118.941
6	T	5.3115	4.0572	7.4242	5.8560	9.8249	9.0783	12.2235	10.7842	11.5643	7.9863	11.6188	7.9661	8.0176	8.6766	4.0754
	S	98.842	108.897	130.776	143.675	120.473	103.644	137.384	94.203	97.931	95.874	115.545	140.624	149.160	93.590	118.282
7	T	5.4128														
	S	96.992														

Event: INDY PRO2000 Cooper Tires GP of Road America

Round 9 / 10

Track: Road America

4.014 mile(s)

Report: Section Data Report

Indy Pro 2000 Championship

Session: Qualifications - Race 2

June 19, 2021



Section Data for Car 21 - Simpson, Kyffin (R)

Lap	T/Slap	PI to PO	PO to SF	SF to PI	PIA to PO
1	T	128.4240		138.5587	
	S	112.521		98.214	
2	T	126.2913			
	S	114.421			
3	T	125.6793		138.5508	
	S	114.978		103.175	
4	T	451.3085	307.8030	130.7125	323.7098
	S	32.019	3.221	104.109	4.701
5	T	125.2084			
	S	115.411			
6	T	124.4649		231.4965	
	S	116.100		61.750	
7	T				
	S				

Event: INDY PRO2000 Cooper Tires GP of Road America

Round 9 / 10

Track: Road America

4.014 mile(s)



Report: Section Data Report

Indy Pro 2000 Championship

Session: Qualifications - Race 2

June 19, 2021

Section Data for Car 22 - Sulaiman, Manuel

Lap	T/S	I12 to I13	I13 to I14	I14 to SF	SF to I1	I1 to I2	I2 to I3	I3 to I4	I4 to I5	I5 to I6	I6 to I7	I7 to I8	I8 to I9	I9 to I10	I10 to I11	I11 to I12
1	T	5.5935	4.1599	7.4798	5.8328	10.0561	9.5673	12.3536	10.8653	11.8593	8.5038	12.2452	8.0934	8.0877	9.2124	4.1697
	S	93.859	106.209	129.804	144.247	117.703	98.346	135.938	93.500	95.495	90.040	109.635	138.412	147.868	88.147	115.607
2	T	5.5391	4.1407	7.4564	5.8396	9.9594	9.3258	12.2792	10.8974	11.7613	8.1300	12.0757	8.1006	8.0925	9.0470	4.1521
	S	94.781	106.701	130.212	144.079	118.846	100.893	136.761	93.225	96.290	94.180	111.174	138.289	147.780	89.759	116.097
3	T	5.6291	4.1438	7.4641	5.8495	9.8747	9.1529	12.2433	10.9660	11.6761	8.1477	11.9469	8.0814	8.1160	9.1367	4.1005
	S	93.265	106.622	130.077	143.835	119.866	102.799	137.162	92.642	96.993	93.975	112.372	138.618	147.352	88.877	117.558
4	T	5.6724					10.7566	12.5067	11.6114	12.2377	8.3639	11.9881	8.0261	8.0883	8.8874	4.0530
	S	92.553					87.473	134.273	87.492	92.542	91.546	111.986	139.573	147.857	91.370	118.935
5	T	5.3235	4.0951	7.4372	5.8393	9.7598	9.0423	12.1694	10.7140	11.5788	8.0951	11.6829	7.9651	7.9992	8.7637	4.0477
	S	98.619	107.889	130.548	144.086	121.277	104.056	137.995	94.821	97.808	94.586	114.912	140.642	149.504	92.660	119.091
6	T	5.2460	4.0717	7.4272	5.8443	9.5915	8.8338	12.1270	10.6358	11.5369	7.9731	11.6086	7.9393	7.9834	8.6020	4.0339
	S	100.076	108.510	130.723	143.963	123.405	106.512	138.478	95.518	98.163	96.033	115.647	141.099	149.799	94.402	119.499
7	T	5.3440														
	S	98.241														

Event: INDY PRO2000 Cooper Tires GP of Road America

Round 9 / 10

Track: Road America

4.014 mile(s)

Report: Section Data Report

Indy Pro 2000 Championship



Session: Qualifications - Race 2

June 19, 2021

Section Data for Car 22 - Sulaiman, Manuel

Lap	T/Slap	PI to PO	PO to SF	SF to PI	PIA to PO
1	T	128.0798		136.1540	
	S	112.823		99.949	
2	T	126.7968			
	S	113.965			
3	T	126.5287		139.7560	
	S	114.207		102.285	
4	T	503.6948	362.6257	127.4606	378.1459
	S	28.689	2.734	106.766	4.024
5	T	124.5131			
	S	116.055			
6	T	123.4545		189.5467	
	S	117.050		75.417	
7	T				
	S				

Event: INDY PRO2000 Cooper Tires GP of Road America

Round 9 / 10

Track: Road America

4.014 mile(s)



Report: Section Data Report

Indy Pro 2000 Championship

Session: Qualifications - Race 2

June 19, 2021

Section Data for Car 3 - Roe, James (R)

Lap	T/S	I12 to I13	I13 to I14	I14 to SF	SF to I1	I1 to I2	I2 to I3	I3 to I4	I4 to I5	I5 to I6	I6 to I7	I7 to I8	I8 to I9	I9 to I10	I10 to I11	I11 to I12
1	T	5.9758	4.1165	7.3810	5.8062	10.4067	9.6211	12.3246	11.0241	12.1257	8.5378	13.0021	10.6504	8.5394	9.0330	4.1162
	S	87.854	107.329	131.542	144.908	113.738	97.796	136.257	92.153	93.397	89.681	103.253	105.182	140.046	89.898	117.109
2	T	5.4984	4.1331	7.4706	5.8685	9.9321	9.2849	12.3833	10.8075	11.8211	8.1247	11.9815	8.0433	8.0558	9.0031	4.0992
	S	95.482	106.898	129.964	143.369	119.173	101.338	135.612	94.000	95.803	94.241	112.048	139.275	148.453	90.196	117.595
3	T	5.5597	4.1419	7.4559	5.8375	9.7835	9.1373	12.2218	10.8466	11.6577	8.1592	11.9134	8.0821	8.1519	8.8256	4.0724
	S	94.430	106.670	130.220	144.131	120.983	102.975	137.404	93.662	97.146	93.843	112.688	138.606	146.703	92.010	118.369
4	T	5.3560	4.0921	7.4801	5.8858	9.8382	9.3069	12.4833	10.9244	12.3912	9.5916	12.3877	8.2019	8.2632	9.1846	4.2855
	S	98.021	107.969	129.799	142.948	120.310	101.098	134.525	92.994	91.396	79.828	108.374	136.581	144.727	88.414	112.483
5	T	5.6451					9.9621	14.1872	11.5510	12.4708	8.5213	12.4117	8.1490	8.1590	8.9069	4.0746
	S	93.001					94.449	118.369	87.950	90.812	89.855	108.164	137.468	146.575	91.170	118.305
6	T	5.2563	4.0736	7.4630	5.8931	9.7086	9.0842	12.3278	10.8456	11.6344	8.1032	11.7774	8.0345	8.0950	8.9416	4.0706
	S	99.880	108.459	130.096	142.771	121.916	103.576	136.222	93.670	97.341	94.491	113.990	139.427	147.734	90.817	118.421
7	T	5.2106	4.0924	7.4979	5.9146	9.6809	9.0451	12.3414	10.7794	11.5200	7.9888	11.7889	8.0248	8.0961	8.8129	4.0591
	S	100.756	107.961	129.491	142.252	122.265	104.024	136.072	94.245	98.307	95.844	113.878	139.596	147.714	92.143	118.757
8	T	5.1661	4.1258	7.5135	5.9268	9.8388	9.2608	12.4327	10.7950	11.6258	8.3570	12.6204	8.4841	8.7552	9.1141	4.0693
	S	101.624	107.087	129.222	141.959	120.303	101.601	135.073	94.109	97.413	91.622	106.375	132.038	136.594	89.098	118.459
9	T	5.7022														
	S	92.070														

Event: INDY PRO2000 Cooper Tires GP of Road America

Round 9 / 10

Track: Road America

4.014 mile(s)

Report: Section Data Report

Indy Pro 2000 Championship



Session: Qualifications - Race 2

June 19, 2021

Section Data for Car 3 - Roe, James (R)

Lap	T/Slap	PI to PO	PO to SF	SF to PI	PIA to PO
1	T	132.6606		134.7212	
	S	108.928		101.012	
2	T	126.5071			
	S	114.226			
3	T	125.8465			
	S	114.826			
4	T	129.6725		141.6216	
	S	111.438		100.938	
5	T	270.6254	128.5859	129.9551	143.5153
	S	53.396	7.710	104.716	10.603
6	T	125.3089			
	S	115.318			
7	T	124.8529			
	S	115.739			
8	T	128.0854		163.8218	
	S	112.818		87.259	
9	T				
	S				

Event: INDY PRO2000 Cooper Tires GP of Road America

Round 9 / 10

Track: Road America

4.014 mile(s)

Report: Section Data Report

Indy Pro 2000 Championship



Session: Qualifications - Race 2

June 19, 2021

Section Data for Car 40 - Miller, Jack William (R)

Lap	T/S	I12 to I13	I13 to I14	I14 to SF	SF to I1	I1 to I2	I2 to I3	I3 to I4	I4 to I5	I5 to I6	I6 to I7	I7 to I8	I8 to I9	I9 to I10	I10 to I11	I11 to I12
1	T	6.3973	4.2059	7.5257	5.9138	10.3848	9.7506	12.2713	11.2346	12.2158	8.3562	12.6548	8.2172	8.1923	9.0447	4.1499
	S	82.066	105.047	129.012	142.271	113.978	96.498	136.849	90.427	92.708	91.630	106.086	136.327	145.980	89.781	116.158
2	T	5.5439	4.1608	7.5133	5.8941	9.8877	9.2100	12.3259	10.8143	11.6642	8.1280	11.8429	8.0529	8.1073	8.8729	4.0955
	S	94.699	106.186	129.225	142.747	119.708	102.162	136.243	93.941	97.092	94.203	113.359	139.109	147.510	91.520	117.701
3	T	5.6172					10.5839	12.8506	12.2722	12.6533	8.5067	12.6065	8.3711	8.4564	9.1551	4.1745
	S	93.463					88.900	130.680	82.781	89.502	90.009	106.493	133.821	141.421	88.699	115.474
4	T	5.7027	4.1127	7.5140	5.9221	10.0286	9.1893	12.3647	10.9686	11.6637	8.0469	11.7098	8.0613	8.1567	8.7761	4.0600
	S	92.062	107.428	129.213	142.072	118.026	102.392	135.816	92.620	97.096	95.152	114.648	138.964	146.617	92.529	118.730
5	T	5.5046	4.0674	7.4823	5.9100	9.7441	9.0024	12.3116	10.8753	11.6801	8.1752	11.7605	8.0218	8.0633	8.6941	4.0553
	S	95.375	108.624	129.761	142.363	121.472	104.518	136.401	93.414	96.960	93.659	114.153	139.648	148.315	93.402	118.868
6	T	5.2896	4.0299	7.4002	5.8206	9.5618	8.8474	12.1394	10.7555	11.9110	8.3529	11.9332	8.0500	8.0614	8.8866	4.0728
	S	99.251	109.635	131.200	144.549	123.788	106.349	138.336	94.455	95.080	91.667	112.501	139.159	148.350	91.379	118.357
7	T	5.3244	4.0562	7.4406	5.8494	9.6734	8.9555	12.2011	10.8352	11.7039	8.0051	11.7532	8.0014	8.0428	8.7541	4.0591
	S	98.603	108.924	130.488	143.838	122.360	105.065	137.637	93.760	96.763	95.649	114.224	140.004	148.693	92.762	118.757
8	T	5.5445														
	S	94.688														

Event: INDY PRO2000 Cooper Tires GP of Road America

Round 9 / 10

Track: Road America

4.014 mile(s)

Report: Section Data Report

Indy Pro 2000 Championship



Session: Qualifications - Race 2

June 19, 2021

Section Data for Car 40 - Miller, Jack William (R)

Lap	T/Slap	PI to PO	PO to SF	SF to PI	PIA to PO
1	T	130.5149		137.0684	
	S	110.718		99.282	
2	T	126.1137			138.5256
	S	114.582			103.194
3	T	325.7010	180.6963	132.7042	196.3717
	S	44.367	5.486	102.547	7.749
4	T	126.2772			
	S	114.434			
5	T	125.3480			
	S	115.282			
6	T	125.1123			
	S	115.499			
7	T	124.6554		230.4980	
	S	115.923		62.018	
8	T				
	S				

Event: INDY PRO2000 Cooper Tires GP of Road America

Round 9 / 10

Track: Road America

4.014 mile(s)



Report: Section Data Report

Indy Pro 2000 Championship

Session: Qualifications - Race 2

June 19, 2021

Section Data for Car 42 - Petrov, Artem

Lap	T/S	I12 to I13	I13 to I14	I14 to SF	SF to I1	I1 to I2	I2 to I3	I3 to I4	I4 to I5	I5 to I6	I6 to I7	I7 to I8	I8 to I9	I9 to I10	I10 to I11	I11 to I12
1	T	5.6974	4.2264	7.6273	5.9499	10.0855	9.6089	12.6912	11.2124	11.9178	8.3368	11.9641	8.1419	8.2696	9.1040	4.1469
	S	92.147	104.538	127.294	141.408	117.360	97.921	132.321	90.606	95.026	91.844	112.211	137.588	144.615	89.197	116.242
2	T	5.4680	4.1200	7.5458	5.9423	9.9137	9.3064	12.4355	10.8773	11.6422	8.0815	11.8184	8.1109	8.2435	8.9117	4.1197
	S	96.013	107.237	128.669	141.589	119.394	101.103	135.042	93.397	97.275	94.745	113.594	138.114	145.073	91.121	117.010
3	T	5.3108	4.0548	7.4769	5.9206	9.7647	9.1998	12.4588	10.9012	11.6296	7.9844	11.7704	8.0968	8.2260	8.8694	4.1087
	S	98.855	108.962	129.854	142.108	121.216	102.275	134.790	93.192	97.381	95.897	114.057	138.354	145.382	91.556	117.323
4	T	5.5982					10.0874	12.5868	11.4160	12.0005	8.2838	11.8143	8.0771	8.1991	8.9195	4.0768
	S	93.780					93.276	133.419	88.990	94.371	92.431	113.633	138.692	145.859	91.042	118.241
5	T	5.2768	4.0486	7.4895	5.9035	9.6935	9.0942	12.4248	10.8941	11.6184	7.9883	11.6452	8.0418	8.1181	8.7953	4.0816
	S	99.492	109.129	129.636	142.519	122.106	103.463	135.159	93.253	97.475	95.850	115.284	139.301	147.314	92.327	118.102
6	T	5.2596	4.0298	7.4569	5.9031	9.7281	8.9692	12.3191	10.6139	11.5889	7.9514	11.6311	8.0268	8.1193	8.7478	4.0769
	S	99.817	109.638	130.203	142.529	121.672	104.904	136.318	95.715	97.723	96.295	115.423	139.561	147.292	92.829	118.238
7	T	5.2168	4.0217	7.4505	5.8942	9.6519	9.0094	12.3288	10.6527	11.4324	7.8922	11.6709	8.0231	8.0741	8.6979	4.0793
	S	100.636	109.859	130.315	142.744	122.632	104.436	136.211	95.366	99.061	97.018	115.030	139.625	148.117	93.361	118.169
8	T	5.2320	4.0484	7.4763	5.9120	9.6797	8.9757	12.3450	10.6277	11.5313	7.9251	11.6144	7.9957	8.0856	8.6641	4.0628
	S	100.344	109.134	129.865	142.315	122.280	104.828	136.032	95.591	98.211	96.615	115.589	140.104	147.906	93.725	118.649
9	T	5.6109														
	S	93.568														

Event: INDY PRO2000 Cooper Tires GP of Road America

Round 9 / 10

Track: Road America

4.014 mile(s)

Report: Section Data Report

Indy Pro 2000 Championship

Session: Qualifications - Race 2

June 19, 2021



Section Data for Car 42 - Petrov, Artem

Lap	T/Slap	PI to PO	PO to SF	SF to PI	PIA to PO
1	T	128.9801		132.2611	
	S	112.036		102.890	
2	T	126.5369			
	S	114.199			
3	T	125.7729		138.9450	
	S	114.893		102.882	
4	T	255.9123	115.4376	127.2750	130.9278
	S	56.466	8.588	106.921	11.623
5	T	125.1137			
	S	115.498			
6	T	124.4219			
	S	116.140			
7	T	124.0959			
	S	116.445			
8	T	124.1758		190.7507	
	S	116.371		74.941	
9	T				
	S				

Event: **INDY PRO2000 Cooper Tires GP of Road America**

Round 9 / 10

Track: **Road America**

4.014 mile(s)



Report: **Section Data Report**

Indy Pro 2000 Championship

Session: **Qualifications - Race 2**

June 19, 2021

Section Data for Car 5 - Brichacek, Wyatt (R)

Lap	T/S	I12 to I13	I13 to I14	I14 to SF	SF to I1	I1 to I2	I2 to I3	I3 to I4	I4 to I5	I5 to I6	I6 to I7	I7 to I8	I8 to I9	I9 to I10	I10 to I11	I11 to I12
1	T	6.3205	4.2084	7.4913	5.7962	10.3977	9.8493	12.4949	11.5365	12.3512	8.4017	12.4617	8.1202	8.0779	9.4431	4.2508
	S	83.063	104.985	129.605	145.158	113.836	95.531	134.400	88.060	91.691	91.134	107.730	137.956	148.047	85.994	113.401
2	T	5.4936	4.1101	7.4733	5.8698	10.0073	9.3287	12.3926	10.8457	11.6574	8.1408	12.0947	8.0775	8.0844	9.0453	4.1291
	S	95.566	107.496	129.917	143.338	118.277	100.862	135.510	93.669	97.149	94.055	110.999	138.685	147.928	89.775	116.743
3	T	5.5881	4.1461	7.5188	5.8917	9.9224	9.1724	12.3652	10.8185	11.8056	8.3986	13.3672	8.0989	8.1450	8.9490	4.1257
	S	93.950	106.562	129.131	142.805	119.289	102.580	135.810	93.905	95.929	91.168	100.432	138.318	146.827	90.741	116.840
4	T	5.5065	4.1112	7.4807	5.8606	9.8742	9.1857	12.3058	10.7558	11.7440	8.4078	12.5675	8.2266	8.2496	8.9453	4.1826
	S	95.342	107.467	129.789	143.563	119.872	102.432	136.466	94.452	96.432	91.068	106.823	136.171	144.966	90.779	115.250
5	T	5.6172					10.0167	12.8435	11.5439	12.3716	8.8368	12.2328	8.1492	8.1761	8.9727	4.1626
	S	93.463					93.934	130.752	88.004	91.540	86.647	109.746	137.465	146.269	90.502	115.804
6	T	5.4449	4.0985	7.4499	5.8331	9.7783	9.0342	12.2132	10.8389	11.6188	7.9363	11.6312	7.9569	7.9614	8.7786	4.0667
	S	96.421	107.800	130.325	144.240	121.047	104.150	137.500	93.728	97.471	96.478	115.422	140.787	150.213	92.503	118.535
7	T	5.2840	4.0847	7.4450	5.8429	9.6690	9.0189	12.2429	10.7331	11.6445	7.9639	11.8068	8.1530	8.0795	8.7206	4.0657
	S	99.357	108.164	130.411	143.998	122.416	104.326	137.167	94.652	97.256	96.144	113.706	137.401	148.018	93.118	118.564
8	T	5.2950	4.0910	7.4994	5.8955	9.7301	9.0283	12.2535	10.5935	11.4939	7.8547	11.6177	7.9982	8.0289	8.8156	4.0901
	S	99.150	107.998	129.465	142.713	121.647	104.218	137.048	95.899	98.531	97.481	115.556	140.060	148.951	92.115	117.857
9	T	5.3579														
	S	97.986														

Event: INDY PRO2000 Cooper Tires GP of Road America

Round 9 / 10

Track: Road America

4.014 mile(s)

Report: Section Data Report

Indy Pro 2000 Championship



Session: Qualifications - Race 2

June 19, 2021

Section Data for Car 5 - Brichacek, Wyatt (R)

Lap	T/S Lap	PI to PO	PO to SF	SF to PI	PIA to PO
1	T	131.2014	138.6615		
	S	110.139	98.141		
2	T	126.7503			
	S	114.007			
3	T	128.3132			
	S	112.618			
4	T	127.4039		139.3952	
	S	113.422		102.550	
5	T	291.1838	148.0489	131.0385	163.1069
	S	49.626	6.696	103.850	9.330
6	T	124.6409			
	S	115.936			
7	T	124.7545			
	S	115.831			
8	T	124.2854		149.2638	
	S	116.268		95.770	
9	T				
	S				

Event:	INDY PRO2000 Cooper Tires GP of Road America	Round 9 / 10
Track:	Road America	4.014 mile(s)
Report:	Section Data Report	Indy Pro 2000 Championship
Session:	Qualifications - Race 2	June 19, 2021



Section Data for Car 51 - Abel, Jacob

Lap	T/S	I12 to I13	I13 to I14	I14 to SF	SF to I1	I1 to I2	I2 to I3	I3 to I4	I4 to I5	I5 to I6	I6 to I7	I7 to I8	I8 to I9	I9 to I10	I10 to I11	I11 to I12
1	T	5.6963	4.1454	7.5331	5.9150	10.0983	9.5682	12.4646	10.9714	11.8879	8.2106	12.0040	8.0878	8.2034	8.9283	4.1128
	S	92.165	106.580	128.886	142.242	117.211	98.337	134.727	92.596	95.265	93.255	111.838	138.508	145.782	90.952	117.206
2	T	5.4805	4.1423	7.5155	5.9005	9.9276	9.2866	12.3865	10.8785	11.7041	8.1135	11.9151	8.0653	8.1778	8.7387	4.0645
	S	95.794	106.660	129.188	142.592	119.227	101.319	135.576	93.387	96.761	94.371	112.672	138.895	146.238	92.925	118.599
3	T	6.0981					9.8978	12.6403	11.1694	12.3852	8.5686	12.0648	8.1955	8.2859	8.8908	4.0696
	S	86.092					95.062	132.854	90.955	91.440	89.359	111.274	136.688	144.331	91.335	118.450
4	T	5.4101	4.0983	7.4834	5.8898	9.7110	8.9717	12.2900	10.6513	11.6731	8.0679	11.7507	8.0363	8.1201	8.6813	4.0436
	S	97.041	107.805	129.742	142.851	121.886	104.875	136.641	95.379	97.018	94.905	114.249	139.396	147.278	93.540	119.212
5	T	5.2990	4.0779	7.4437	5.8941	9.6873	8.9809	12.2649	10.5960	11.5461	7.9241	11.7129	8.0193	8.1248	8.7773	4.0581
	S	99.075	108.345	130.434	142.747	122.184	104.768	136.921	95.877	98.085	96.627	114.617	139.691	147.192	92.517	118.786
6	T	5.2593	4.0376	7.4318	5.8915	9.6457	8.9688	12.2790	10.6349	11.5147	7.8818	11.6961	8.0349	8.1026	8.7335	4.0462
	S	99.823	109.426	130.643	142.810	122.711	104.909	136.763	95.526	98.353	97.146	114.782	139.420	147.596	92.981	119.135
7	T	5.2649	4.0407	7.4339	5.8997	9.7061	8.9803	12.2154	10.6065	11.4636	7.8796	11.6186	7.9773	8.0807	8.7931	4.0683
	S	99.717	109.342	130.606	142.611	121.948	104.775	137.475	95.782	98.791	97.173	115.547	140.427	147.996	92.350	118.488
8	T	5.9210														
	S	88.667														

Event: INDY PRO2000 Cooper Tires GP of Road America

Round 9 / 10

Track: Road America

4.014 mile(s)

Report: Section Data Report

Indy Pro 2000 Championship



Session: Qualifications - Race 2

June 19, 2021

Section Data for Car 51 - Abel, Jacob

Lap	T/Slap	PI to PO	PO to SF	SF to PI	PIA to PO
1	T	127.8271		137.4223	
	S	113.046		99.026	
2	T	126.2970		139.1140	
	S	114.416		102.757	
3	T	345.3859	204.7171	127.7053	220.1874
	S	41.838	4.843	106.561	6.911
4	T	124.8786			
	S	115.716			
5	T	124.4064			
	S	116.155			
6	T	124.1584			
	S	116.387			
7	T	124.0287		199.3423	
	S	116.509		71.711	
8	T				
	S				

Event:	INDY PRO2000 Cooper Tires GP of Road America	Round 9 / 10
Track:	Road America	4.014 mile(s)
Report:	Section Data Report	Indy Pro 2000 Championship
Session:	Qualifications - Race 2	June 19, 2021



Section Data for Car 55 - Gold, Reece (R)

Lap	T/S	I12 to I13	I13 to I14	I14 to SF	SF to I1	I1 to I2	I2 to I3	I3 to I4	I4 to I5	I5 to I6	I6 to I7	I7 to I8	I8 to I9	I9 to I10	I10 to I11	I11 to I12
1	T	5.6286	4.1196	7.4440	5.8175	10.1796	9.4609	12.2916	11.1351	11.8903	8.2398	12.1339	8.0507	8.0639	9.0299	4.1260
	S	93.274	107.248	130.428	144.626	116.275	99.452	136.623	91.235	95.246	92.925	110.640	139.147	148.304	89.929	116.831
2	T	5.5090	4.0870	7.4182	5.8187	10.0259	9.2802	12.2137	10.8902	11.7670	8.0834	11.9267	8.0279	8.0464	8.8654	4.0786
	S	95.299	108.103	130.882	144.596	118.058	101.389	137.495	93.287	96.244	94.723	112.563	139.542	148.627	91.597	118.189
3	T	5.5144	4.0850	7.4084	5.8173	9.8944	9.1203	12.2040	10.8681	11.5686	8.0547	11.8858	8.0364	8.0756	8.7326	4.0720
	S	95.205	108.156	131.055	144.631	119.627	103.166	137.604	93.476	97.894	95.060	112.950	139.394	148.089	92.990	118.381
4	T	5.5338					10.2689	12.4819	11.7434	12.5716	8.4254	12.0160	8.0577	8.1110	8.8234	4.0696
	S	94.872					91.627	134.540	86.509	90.084	90.878	111.726	139.026	147.443	92.033	118.450
5	T	5.4549	4.0668	7.4081	5.8253	9.7973	9.0110	12.1557	10.7124	11.5677	7.9602	11.6991	7.9718	8.0132	8.7252	4.0530
	S	96.244	108.640	131.060	144.433	120.813	104.418	138.151	94.835	97.902	96.189	114.752	140.524	149.242	93.069	118.935
6	T	5.4122	4.0446	7.3947	5.8134	9.7416	9.0184	12.1447	10.6611	11.5298	7.9873	11.6537	7.9507	7.9806	8.6353	4.0635
	S	97.003	109.237	131.298	144.728	121.503	104.332	138.276	95.291	98.224	95.862	115.199	140.897	149.852	94.038	118.628
7	T	5.3581	4.0576	7.4217	5.8381	9.6253	8.9271	12.1147	10.6380	11.5570	7.9320	11.5945	7.9410	7.9928	8.6510	4.0465
	S	97.982	108.887	130.820	144.116	122.971	105.399	138.618	95.498	97.993	96.531	115.788	141.069	149.623	93.867	119.127
8	T	5.3689														
	S	97.785														

Event: INDY PRO2000 Cooper Tires GP of Road America

Round 9 / 10

Track: Road America

4.014 mile(s)

Report: Section Data Report

Indy Pro 2000 Championship

Session: Qualifications - Race 2

June 19, 2021



Section Data for Car 55 - Gold, Reece (R)

Lap	T/Slap	PI to PO	PO to SF	SF to PI	PIA to PO
1	T	127.6114		135.6930	
	S	113.238		100.288	
2	T	126.0383			
	S	114.651			
3	T	125.3376		137.9560	
	S	115.292		103.620	
4	T	422.9206	281.9732	128.2510	297.5473
	S	34.168	3.516	106.108	5.114
5	T	124.4217			
	S	116.141			
6	T	124.0316			
	S	116.506			
7	T	123.6954		155.9874	
	S	116.822		91.642	
8	T				
	S				

Event: INDY PRO2000 Cooper Tires GP of Road America

Round 9 / 10

Track: Road America

4.014 mile(s)



Report: Section Data Report

Indy Pro 2000 Championship

Session: Qualifications - Race 2

June 19, 2021

Section Data for Car 91 - Eves, Braden

Lap	T/S	I12 to I13	I13 to I14	I14 to SF	SF to I1	I1 to I2	I2 to I3	I3 to I4	I4 to I5	I5 to I6	I6 to I7	I7 to I8	I8 to I9	I9 to I10	I10 to I11	I11 to I12
1	T	5.6074	4.2171	7.5674	5.8767	10.0786	9.5304	12.4051	11.0196	11.9349	8.2511	12.0605	8.0951	8.1239	9.0622	4.1203
	S	93.626	104.768	128.302	143.169	117.441	98.727	135.373	92.191	94.890	92.798	111.314	138.383	147.209	89.608	116.993
2	T	5.5120	4.1599	7.4702	5.8443	9.9314	9.3576	12.3189	10.9017	11.6819	8.0857	11.8120	8.0291	8.0862	8.9083	4.0872
	S	95.247	106.209	129.971	143.963	119.181	100.550	136.320	93.188	96.945	94.696	113.656	139.521	147.895	91.156	117.940
3	T	5.4309	288.6122				10.0116	12.5044	11.3198	12.1263	8.3236	12.0773	8.1241	8.1879	8.8829	4.0804
	S	96.669	1.531				93.982	134.298	89.746	93.392	91.989	111.159	137.889	146.058	91.417	118.137
4	T			7.4558	5.8664	9.8528	9.2754	12.3335	10.7641	11.5378	7.9943	11.7531	8.0271	8.0960	8.7625	4.0905
	S			130.222	143.421	120.132	101.441	136.159	94.379	98.156	95.778	114.225	139.556	147.716	92.673	117.845
5	T	5.2841	4.0553	7.4431	5.8664	9.7961	9.1110	12.2641	10.6030	11.5294	7.9251	11.6849	8.0298	8.0919	8.7967	4.0810
	S	99.355	108.948	130.444	143.421	120.827	103.272	136.930	95.813	98.227	96.615	114.892	139.509	147.791	92.313	118.119
6	T	5.2569	4.0422	7.4310	5.8655	9.7298	9.0187	12.2334	10.6598	11.5062	7.9201	11.6631	8.0174	8.0871	8.7550	4.0823
	S	99.869	109.301	130.657	143.443	121.651	104.329	137.273	95.303	98.425	96.676	115.107	139.725	147.879	92.752	118.082
7	T	5.2741	4.0414	7.4379	5.8658	9.6972	9.0211	12.3204	10.5880	11.5059	7.8727	11.6287	7.9882	8.0402	8.7024	4.0747
	S	99.543	109.323	130.535	143.435	122.060	104.301	136.304	95.949	98.428	97.258	115.447	140.235	148.741	93.313	118.302
8	T	5.2915	4.0546	7.4641	5.8777	9.7443	9.1217	12.2415	10.5572	11.4729	7.8475	11.5865	7.9933	8.0638	8.7056	4.0821
	S	99.216	108.967	130.077	143.145	121.470	103.151	137.182	96.229	98.711	97.570	115.868	140.146	148.306	93.279	118.088
9	T	5.5348														
	S	94.854														

Event: INDY PRO2000 Cooper Tires GP of Road America

Round 9 / 10

Track: Road America

4.014 mile(s)

Report: Section Data Report

Indy Pro 2000 Championship



Session: Qualifications - Race 2

June 19, 2021

Section Data for Car 91 - Eves, Braden

Lap	T/Slap	PI to PO	PO to SF	SF to PI	PIA to PO
1	T	127.9503		135.2438	
	S	112.938		100.621	
2	T	126.1864		137.6488	
	S	114.516		103.851	
3	T	284.6153	145.7816	127.1128	161.3061
	S	50.772	6.800	107.058	9.434
4	T	125.2371			
	S	115.384			
5	T	124.5619			
	S	116.010			
6	T	124.2685			
	S	116.284			
7	T	124.0587			
	S	116.480			
8	T	124.1043		168.1053	
	S	116.438		85.036	
9	T				
	S				

Event: **INDY PRO2000 Cooper Tires GP of Road America**

Round 9 / 10

Track: **Road America**

4.014 mile(s)



Report: **Section Data Report**

Indy Pro 2000 Championship






Session: **Qualifications - Race 2**

June 19, 2021

Section Data for Car

Report Support Information

Section Legend	
Name	Length
I12 to I13	0.145833 miles
I13 to I14	0.122727 miles
I14 to SF	0.269697 miles
SF to I1	0.233712 miles
I1 to I2	0.328788 miles
I2 to I3	0.261364 miles
I3 to I4	0.466477 miles
I4 to I5	0.282197 miles
I5 to I6	0.314583 miles
I6 to I7	0.212689 miles
I7 to I8	0.372917 miles
I8 to I9	0.311174 miles
I9 to I10	0.332197 miles
I10 to I11	0.225568 miles
I11 to I12	0.133902 miles
Lap	4.014000 miles
PI to PO	0.275379 miles
PO to SF	3.780114 miles
SF to PI	3.970833 miles
PO to I2	0.328788 miles
I13 to PI	0.349432 miles
PO to PI	3.737121 miles
PIA to PO	0.422711 miles

Color Legend	
	Fastest Lap
	Section Under Caution
	Section Under Green
	Section Time Data
	Section Speed Data

