

Event: Indy Pro 2000 GP by Andersen Companies

Round 14/15/16

Track: New Jersey Motorsports Park

2.14 mile(s)



Report: Section Data Report

Indy Pro 2000 Championship

Session: Race 1

August 28, 2021

Section Data for Car 1 - Rasmussen, Christian (R)

Lap	T/SF to I1	I1 to I2	I2 to I3	I3 to SF	Lap	
1	T	23.4855	18.0730	25.2733	12.9850	79.8168
	S	93.133	97.634	86.599	120.454	96.521
2	T	20.2790	17.6220	24.8565	12.9632	75.7207
	S	107.859	100.133	88.051	120.656	101.742
3	T	20.0250	17.3456	24.5991	13.0395	75.0092
	S	109.227	101.729	88.972	119.950	102.707
4	T	19.9238	17.4541	24.8312	13.0405	75.2496
	S	109.782	101.096	88.141	119.941	102.379
5	T	19.8902	17.6858	24.7098	13.0553	75.3411
	S	109.967	99.772	88.574	119.805	102.255
6	T	19.8722	17.5025	24.9498	13.0607	75.3852
	S	110.067	100.817	87.722	119.756	102.195
7	T	19.9677	17.4458	24.7715	13.0595	75.2445
	S	109.541	101.144	88.353	119.767	102.386
8	T	20.0375	17.5576	24.9219	13.0506	75.5676
	S	109.159	100.500	87.820	119.848	101.948
9	T	20.0504	17.4906	25.1023	13.0475	75.6908
	S	109.089	100.885	87.189	119.877	101.783
10	T	20.0256	17.4491	24.8269	13.0676	75.3692
	S	109.224	101.125	88.156	119.692	102.217
11	T	20.0794	17.5169	24.7562	13.0610	75.4135
	S	108.931	100.734	88.408	119.753	102.157
12	T	19.9835	17.5025	24.9282	13.0855	75.4997
	S	109.454	100.817	87.798	119.529	102.040
13	T	20.2094	17.4810	24.9548	13.1514	75.7966
	S	108.230	100.941	87.704	118.930	101.640
14	T	20.2631	17.4454	24.9282	13.1319	75.7686
	S	107.944	101.147	87.798	119.106	101.678
15	T	20.0517	17.5215	25.0445	13.1449	75.7626
	S	109.082	100.707	87.390	118.988	101.686
16	T	20.1707	17.9049	25.0292	13.0994	76.2042
	S	108.438	98.551	87.443	119.402	101.097
17	T	20.0671	17.5517	25.0546	13.1530	75.8264
	S	108.998	100.534	87.355	118.915	101.600
18	T	20.0827	17.4956	24.8576	13.1565	75.5924
	S	108.913	100.857	88.047	118.884	101.915
19	T	20.1224	17.6450	25.0197	13.0727	75.8598
	S	108.698	100.003	87.477	119.646	101.556

Event: Indy Pro 2000 GP by Andersen Companies

Round 14/15/16

Track: New Jersey Motorsports Park

2.14 mile(s)



Report: Section Data Report

Indy Pro 2000 Championship

Session: Race 1

August 28, 2021

Section Data for Car 1 - Rasmussen, Christian (R)

Lap	T/SF to I1	I1 to I2	I2 to I3	I3 to SF	Lap	
20	T	20.2287	17.5265	24.9971	13.1085	75.8608
	S	108.127	100.679	87.556	119.319	101.554
21	T	20.0891	17.4781	25.0233	13.1099	75.7004
	S	108.879	100.958	87.464	119.306	101.770
22	T	20.0800	17.4425	25.0304	13.0637	75.6166
	S	108.928	101.164	87.439	119.728	101.882
23	T	20.0737	17.5878	25.3002	13.0537	76.0154
	S	108.962	100.328	86.507	119.820	101.348
24	T	20.2086	17.6258	25.2516	13.1059	76.1919
	S	108.235	100.112	86.673	119.343	101.113
25	T	20.3084	17.6783	25.3205	13.1063	76.4135
	S	107.703	99.814	86.437	119.339	100.820
26	T	23.4451				
	S	93.293				

Event: Indy Pro 2000 GP by Andersen Companies

Round 14/15/16

Track: New Jersey Motorsports Park

2.14 mile(s)



Report: Section Data Report

Indy Pro 2000 Championship

Session: Race 1

August 28, 2021

Section Data for Car 18 - McElrea, Hunter

Lap	T/SF to I1	I1 to I2	I2 to I3	I3 to SF	Lap	
1	T	23.1546	17.8510	25.2884	13.0322	79.3262
	S	94.464	98.849	86.547	120.017	97.118
2	T	20.2313	17.4021	24.7075	13.0102	75.3511
	S	108.113	101.398	88.582	120.220	102.241
3	T	19.7354	17.2857	24.5815	13.0554	74.6580
	S	110.830	102.081	89.036	119.804	103.191
4	T	19.8225	17.4027	24.5781	13.0292	74.8325
	S	110.343	101.395	89.048	120.045	102.950
5	T	19.7102	17.3421	24.6033	13.0132	74.6688
	S	110.972	101.749	88.957	120.193	103.176
6	T	19.7066	17.4359	24.7445	13.0103	74.8973
	S	110.992	101.202	88.449	120.219	102.861
7	T	19.8501	17.4587	24.7023	13.0600	75.0711
	S	110.190	101.070	88.601	119.762	102.623
8	T	19.8385	17.4585	25.0058	13.0688	75.3716
	S	110.254	101.071	87.525	119.681	102.214
9	T	19.8521	17.4827	24.8903	13.0920	75.3171
	S	110.178	100.931	87.931	119.469	102.288
10	T	19.7712	17.3790	24.7451	13.0688	74.9641
	S	110.629	101.533	88.447	119.681	102.769
11	T	19.7374	17.4305	24.8545	13.0615	75.0839
	S	110.819	101.233	88.058	119.748	102.605
12	T	19.8132	17.5172	24.8952	13.0568	75.2824
	S	110.395	100.732	87.914	119.791	102.335
13	T	19.8463	17.4113	24.7697	13.1070	75.1343
	S	110.211	101.345	88.359	119.332	102.536
14	T	19.8592	17.5065	24.9033	13.0753	75.3443
	S	110.139	100.794	87.885	119.622	102.251
15	T	19.8836	17.5394	25.0972	13.0751	75.5953
	S	110.004	100.605	87.206	119.624	101.911
16	T	19.8629	17.4688	25.0393	13.0400	75.4110
	S	110.118	101.011	87.408	119.946	102.160
17	T	19.9304	17.4638	24.9955	13.0593	75.4490
	S	109.746	101.040	87.561	119.768	102.109
18	T	19.9833	17.5376	24.9351	13.0295	75.4855
	S	109.455	100.615	87.773	120.042	102.059
19	T	19.9836	17.5046	24.9860	13.0031	75.4773
	S	109.453	100.805	87.595	120.286	102.070

Event: Indy Pro 2000 GP by Andersen Companies

Round 14/15/16

Track: New Jersey Motorsports Park

2.14 mile(s)



Report: Section Data Report

Indy Pro 2000 Championship

Session: Race 1

August 28, 2021

Section Data for Car 18 - McElrea, Hunter

Lap	T/SF to I1	I1 to I2	I2 to I3	I3 to SF	Lap	
20	T	19.9362	17.5605	25.1538	13.0723	75.7228
	S	109.714	100.484	87.010	119.649	101.740
21	T	19.9488	17.7259	25.1448	13.0126	75.8321
	S	109.644	99.546	87.041	120.198	101.593
22	T	20.2089	17.6295	25.0404	12.9935	75.8723
	S	108.233	100.090	87.404	120.375	101.539
23	T	20.1108	17.7430	25.1387	13.0252	76.0177
	S	108.761	99.450	87.062	120.082	101.345
24	T	20.0811	17.5621	25.8223	13.0152	76.4807
	S	108.922	100.475	84.758	120.174	100.731
25	T	20.0053	17.5174	25.1601	13.0678	75.7506
	S	109.335	100.731	86.988	119.690	101.702
26	T	25.4702				
	S	85.876				

Event: Indy Pro 2000 GP by Andersen Companies

Round 14/15/16

Track: New Jersey Motorsports Park

2.14 mile(s)



Report: Section Data Report

Indy Pro 2000 Championship

Session: Race 1

August 28, 2021

Section Data for Car 21 - Simpson, Kyffin (R)

Lap	T/SF to I1	I1 to I2	I2 to I3	I3 to SF	Lap	
1	T	25.0249	18.7150	25.8716	13.0162	82.6277
	S	87.404	94.285	84.596	120.165	93.237
2	T	20.7934	17.7585	25.0988	12.9985	76.6492
	S	105.191	99.363	87.201	120.329	100.510
3	T	20.6544	17.7265	24.8954	12.9718	76.2481
	S	105.899	99.543	87.913	120.576	101.039
4	T	20.2882	17.7487	24.8576	13.0308	75.9253
	S	107.810	99.418	88.047	120.030	101.468
5	T	20.5141	17.4649	24.8868	13.0147	75.8805
	S	106.623	101.034	87.944	120.179	101.528
6	T	20.4152	17.7848	25.0071	13.0251	76.2322
	S	107.139	99.216	87.521	120.083	101.060
7	T	20.2273	17.8660	25.0701	13.0557	76.2191
	S	108.135	98.766	87.301	119.801	101.077
8	T	20.3262	17.4191	24.8663	13.0131	75.6247
	S	107.609	101.299	88.016	120.194	101.871
9	T	20.2313	17.5846	25.1588	13.0327	76.0074
	S	108.113	100.346	86.993	120.013	101.359
10	T	20.4108	17.3865	25.0647	12.9930	75.8550
	S	107.163	101.489	87.319	120.380	101.562
11	T	20.3061	17.8169	25.1921	13.1142	76.4293
	S	107.715	99.038	86.878	119.267	100.799
12	T	20.7713	17.5357	25.1705	13.0293	76.5068
	S	105.303	100.626	86.952	120.044	100.697
13	T	21.2229	17.6735	25.0321	13.0930	77.0215
	S	103.062	99.841	87.433	119.460	100.024
14	T	20.3509	17.5380	25.1466	13.0711	76.1066
	S	107.478	100.613	87.035	119.660	101.226
15	T	21.0847	17.5346	25.0125	13.0925	76.7243
	S	103.737	100.632	87.502	119.465	100.411
16	T	20.5159	17.4354	25.1351	13.0882	76.1746
	S	106.614	101.205	87.075	119.504	101.136
17	T	20.5133	17.4816	25.2625	13.0847	76.3421
	S	106.627	100.937	86.636	119.536	100.914
18	T	21.2619	17.6641	25.3435	13.1770	77.4465
	S	102.873	99.894	86.359	118.699	99.475
19	T	20.4485	17.4305	25.1690	13.0867	76.1347
	S	106.965	101.233	86.958	119.518	101.189

Event: Indy Pro 2000 GP by Andersen Companies

Round 14/15/16

Track: New Jersey Motorsports Park

2.14 mile(s)



Report: Section Data Report

Indy Pro 2000 Championship

Session: Race 1

August 28, 2021

Section Data for Car 21 - Simpson, Kyffin (R)

Lap	T/SF to I1	I1 to I2	I2 to I3	I3 to SF	Lap	
20	T	20.7299	17.6137	25.4890	13.0981	76.9307
	S	105.513	100.180	85.866	119.414	100.142
21	T	20.5860	17.4896	25.2322	13.0688	76.3766
	S	106.250	100.891	86.740	119.681	100.869
22	T	20.7612	17.5807	25.3948	13.1076	76.8443
	S	105.354	100.368	86.184	119.327	100.255
23	T	20.8693	17.5497	25.4088	13.2277	77.0555
	S	104.808	100.546	86.137	118.244	99.980
24	T	20.8743	17.4630	25.4613	13.1312	76.9298
	S	104.783	101.045	85.959	119.113	100.143
25	T	20.8582	17.5372	25.4429	13.0835	76.9218
	S	104.864	100.617	86.021	119.547	100.154

Event: Indy Pro 2000 GP by Andersen Companies

Round 14/15/16

Track: New Jersey Motorsports Park

2.14 mile(s)



Report: Section Data Report

Indy Pro 2000 Championship

Session: Race 1

August 28, 2021

Section Data for Car 3 - Roe, James (R)

Lap	T/SF to I1	I1 to I2	I2 to I3	I3 to SF	Lap	
1	T	24.5089	18.2101	25.6387	13.0744	81.4321
	S	89.244	96.899	85.365	119.630	94.606
2	T	20.8433	17.6630	25.0814	13.0125	76.6002
	S	104.939	99.901	87.261	120.199	100.574
3	T	20.3720	17.5703	25.0068	13.0828	76.0319
	S	107.367	100.428	87.522	119.553	101.326
4	T	20.4030	17.4853	24.8394	13.0355	75.7632
	S	107.203	100.916	88.111	119.987	101.685
5	T	20.4868	17.4991	25.0610	13.0599	76.1068
	S	106.765	100.836	87.332	119.763	101.226
6	T	20.4195	17.5467	24.8150	13.0500	75.8312
	S	107.117	100.563	88.198	119.854	101.594
7	T	20.4767	17.5560	24.9122	13.0626	76.0075
	S	106.818	100.510	87.854	119.738	101.358
8	T	20.3130	17.4766	25.0015	13.0369	75.8280
	S	107.678	100.966	87.540	119.974	101.598
9	T	20.4039	17.5010	24.9866	13.0514	75.9429
	S	107.199	100.825	87.592	119.841	101.445
10	T	20.3332	17.4737	24.9806	13.0455	75.8330
	S	107.571	100.983	87.613	119.895	101.592
11	T	20.3561	17.5060	24.9936	13.1040	75.9597
	S	107.450	100.797	87.568	119.360	101.422
12	T	20.3365	17.4798	25.0679	13.0679	75.9521
	S	107.554	100.948	87.308	119.690	101.432
13	T	20.4399	17.5354	25.0028	13.0874	76.0655
	S	107.010	100.628	87.536	119.511	101.281
14	T	20.5860	17.5478	25.2506	13.0816	76.4660
	S	106.250	100.557	86.677	119.564	100.751
15	T	20.5357	17.6368	25.1484	13.0686	76.3895
	S	106.511	100.049	87.029	119.683	100.852
16	T	20.3871	17.4922	25.5171	13.0515	76.4479
	S	107.287	100.876	85.771	119.840	100.775
17	T	20.4813	17.5553	25.2573	13.1134	76.4073
	S	106.794	100.514	86.654	119.274	100.828
18	T	20.4217	17.6590	25.2444	13.1075	76.4326
	S	107.105	99.923	86.698	119.328	100.795
19	T	20.4939	17.5458	25.1105	13.0590	76.2092
	S	106.728	100.568	87.160	119.771	101.090

Event: Indy Pro 2000 GP by Andersen Companies

Round 14/15/16

Track: New Jersey Motorsports Park

2.14 mile(s)



Report: Section Data Report

Indy Pro 2000 Championship

Session: Race 1

August 28, 2021

Section Data for Car 3 - Roe, James (R)

Lap	T/SF to I1	I1 to I2	I2 to I3	I3 to SF	Lap	
20	T	20.4796	17.5586	25.1407	13.0613	76.2402
	S	106.803	100.495	87.056	119.750	101.049
21	T	20.3391	17.7021	25.1609	13.1027	76.3048
	S	107.540	99.680	86.986	119.372	100.964
22	T	20.5612	17.5892	25.2480	13.0901	76.4885
	S	106.379	100.320	86.686	119.487	100.721
23	T	20.4082	17.5134	25.3030	13.1390	76.3636
	S	107.176	100.754	86.497	119.042	100.886
24	T	20.5803	17.6200	25.3191	13.0503	76.5697
	S	106.280	100.144	86.442	119.851	100.614
25	T	20.4825	17.6412	25.8355	13.0993	77.0585
	S	106.787	100.024	84.714	119.403	99.976

Event: Indy Pro 2000 GP by Andersen Companies

Round 14/15/16

Track: New Jersey Motorsports Park

2.14 mile(s)



Report: Section Data Report

Indy Pro 2000 Championship

Session: Race 1

August 28, 2021

Section Data for Car 40 - Miller, Jack William (R)

Lap	T/SF to I1	I1 to I2	I2 to I3	I3 to SF	Lap	
1	T	23.7012	18.1368	25.5435	13.0580	80.4395
	S	92.285	97.291	85.683	119.780	95.774
2	T	20.3436	17.5656	24.9283	13.0596	75.8971
	S	107.517	100.455	87.797	119.766	101.506
3	T	20.1957	17.5748	24.9339	13.0378	75.7422
	S	108.304	100.402	87.778	119.966	101.713
4	T	20.3264	17.4258	24.7369	13.0501	75.5392
	S	107.607	101.261	88.477	119.853	101.987
5	T	20.0934	17.3996	24.7971	13.1113	75.4014
	S	108.855	101.413	88.262	119.293	102.173
6	T	20.1549	17.4150	24.6760	13.0514	75.2973
	S	108.523	101.323	88.695	119.841	102.314
7	T	20.0424	17.3810	24.8181	13.0500	75.2915
	S	109.132	101.522	88.187	119.854	102.322
8	T	20.0749	17.3711	24.8371	13.0240	75.3071
	S	108.956	101.579	88.120	120.093	102.301
9	T	20.2255	17.3986	24.8397	13.0469	75.5107
	S	108.144	101.419	88.110	119.882	102.025
10	T	20.1240	17.3821	24.7678	13.0645	75.3384
	S	108.690	101.515	88.366	119.721	102.259
11	T	20.1115	17.4072	24.9449	13.0436	75.5072
	S	108.757	101.369	87.739	119.913	102.030
12	T	20.0822	17.4397	25.0228	13.0580	75.6027
	S	108.916	101.180	87.466	119.780	101.901
13	T	20.2479	17.4521	25.0047	13.1077	75.8124
	S	108.025	101.108	87.529	119.326	101.619
14	T	20.1068	17.4212	24.8779	13.0577	75.4636
	S	108.783	101.287	87.975	119.783	102.089
15	T	20.3484	17.3770	25.0540	13.1066	75.8860
	S	107.491	101.545	87.357	119.336	101.521
16	T	20.3210	17.4103	24.9671	13.0682	75.7666
	S	107.636	101.351	87.661	119.687	101.681
17	T	20.1430	17.4879	25.0633	13.0738	75.7680
	S	108.587	100.901	87.324	119.636	101.679
18	T	20.1569	17.5281	24.8679	13.0852	75.6381
	S	108.512	100.670	88.011	119.531	101.853
19	T	20.1583	17.4304	24.9703	12.9825	75.5415
	S	108.505	101.234	87.650	120.477	101.984

Event: Indy Pro 2000 GP by Andersen Companies

Round 14/15/16

Track: New Jersey Motorsports Park

2.14 mile(s)



Report: Section Data Report

Indy Pro 2000 Championship

Session: Race 1

August 28, 2021

Section Data for Car 40 - Miller, Jack William (R)

Lap	T/SF to I1	I1 to I2	I2 to I3	I3 to SF	Lap	
20	T	20.2456	17.4478	25.0160	13.0127	75.7221
	S	108.037	101.133	87.489	120.197	101.740
21	T	20.1469	17.4962	25.0799	12.9916	75.7146
	S	108.566	100.853	87.267	120.392	101.751
22	T	20.3744	17.4513	25.1089	13.0489	75.9835
	S	107.354	101.113	87.166	119.864	101.390
23	T	20.2620	17.4823	25.1364	13.0611	75.9418
	S	107.949	100.933	87.070	119.752	101.446
24	T	20.4000	18.0669	25.2543	13.0926	76.8138
	S	107.219	97.667	86.664	119.464	100.294
25	T	20.3208	17.4637	25.2478	13.0562	76.0885
	S	107.637	101.041	86.686	119.797	101.251

Event: Indy Pro 2000 GP by Andersen Companies

Round 14/15/16

Track: New Jersey Motorsports Park

2.14 mile(s)



Report: Section Data Report

Indy Pro 2000 Championship

Session: Race 1

August 28, 2021

Section Data for Car 42 - Petrov, Artem

Lap	T/SF to I1	I1 to I2	I2 to I3	I3 to SF	Lap	
1	T	24.9124	18.5989	26.0593	12.9445	82.5151
	S	87.799	94.874	83.987	120.831	93.365
2	T	20.9534	17.7428	25.0887	12.8855	76.6704
	S	104.387	99.451	87.236	121.384	100.482
3	T	20.7034	17.6371	25.1113	12.8921	76.3439
	S	105.648	100.047	87.157	121.322	100.912
4	T	20.3375	17.6598	24.9216	12.8953	75.8142
	S	107.549	99.919	87.821	121.292	101.617
5	T	20.5837	17.5783	25.0344	12.9353	76.1317
	S	106.262	100.382	87.425	120.916	101.193
6	T	20.3232	17.6047	25.1880	12.9041	76.0200
	S	107.624	100.231	86.892	121.209	101.342
7	T	20.3509	17.8137	25.2406	12.9669	76.3721
	S	107.478	99.056	86.711	120.622	100.875
8	T	20.3272	17.5299	24.9704	12.9206	75.7481
	S	107.603	100.659	87.649	121.054	101.706
9	T	20.2795	17.4573	25.1373	12.9335	75.8076
	S	107.856	101.078	87.067	120.933	101.626
10	T	20.4113	17.4610	25.1681	12.8894	75.9298
	S	107.160	101.056	86.961	121.347	101.462
11	T	20.3563	17.6006	25.3741	12.8940	76.2250
	S	107.449	100.255	86.255	121.304	101.069
12	T	21.0335	17.4533	25.0750	12.9127	76.4745
	S	103.990	101.101	87.284	121.128	100.739
13	T	21.3151	17.6323	25.2272	12.9777	77.1523
	S	102.616	100.075	86.757	120.521	99.854
14	T	20.4968	17.5111	24.9458	12.9694	75.9231
	S	106.713	100.767	87.736	120.599	101.471
15	T	21.2022	17.6744	25.0847	12.9270	76.8883
	S	103.163	99.836	87.250	120.994	100.197
16	T	20.6753	17.4415	25.1108	12.9502	76.1778
	S	105.792	101.169	87.159	120.777	101.132
17	T	20.5328	17.6097	25.0757	12.8996	76.1178
	S	106.526	100.203	87.281	121.251	101.212
18	T	20.4376	17.5100	24.8369	13.0733	75.8578
	S	107.022	100.774	88.120	119.640	101.558
19	T	20.2902	17.3243	24.8187	12.9538	75.3870
	S	107.799	101.854	88.185	120.744	102.193

Event: **Indy Pro 2000 GP by Andersen Companies**

Round 14/15/16

Track: **New Jersey Motorsports Park**

2.14 mile(s)

Report: **Section Data Report**

Indy Pro 2000 Championship

Session: **Race 1**

August 28, 2021



Section Data for Car 42 - Petrov, Artem

Lap	T/SF to I1	I1 to I2	I2 to I3	I3 to SF	Lap	
20	T	20.3144	17.5335	25.1031	12.9362	75.8872
	S	107.671	100.639	87.186	120.908	101.519
21	T	20.3580	17.5377	25.1442	12.8911	75.9310
	S	107.440	100.614	87.043	121.331	101.461
22	T	20.5664	17.7424	25.7460	12.9522	77.0070
	S	106.352	99.454	85.009	120.759	100.043
23	T	20.4182	17.5752	25.3918	12.9331	76.3183
	S	107.124	100.400	86.195	120.937	100.946
24	T	20.3980	17.4950	25.3586	12.9324	76.1840
	S	107.230	100.860	86.307	120.944	101.124
25	T	20.5873	17.5669	25.3570	12.9578	76.4690
	S	106.244	100.447	86.313	120.707	100.747

Event: Indy Pro 2000 GP by Andersen Companies

Round 14/15/16

Track: New Jersey Motorsports Park

2.14 mile(s)



Report: Section Data Report

Indy Pro 2000 Championship

Session: Race 1

August 28, 2021

Section Data for Car 5 - Brichacek, Wyatt (R)

Lap	T/SF to I1	I1 to I2	I2 to I3	I3 to SF	Lap	
1	T	24.5252	18.2533	26.1758	12.9624	81.9167
	S	89.185	96.670	83.613	120.664	94.047
2	T	20.7981	17.6038	25.1884	12.9187	76.5090
	S	105.167	100.237	86.891	121.072	100.694
3	T	20.9135	17.6184	24.9464	12.9897	76.4680
	S	104.587	100.154	87.734	120.410	100.748
4	T	20.3736	17.4310	25.0426	13.0386	75.8858
	S	107.358	101.230	87.397	119.959	101.521
5	T	20.2321	17.4224	25.0152	13.0993	75.7690
	S	108.109	101.280	87.492	119.403	101.677
6	T	20.4403	17.5280	24.9864	13.0023	75.9570
	S	107.008	100.670	87.593	120.293	101.426
7	T	20.3658	17.5073	24.9569	13.0326	75.8626
	S	107.399	100.789	87.697	120.014	101.552
8	T	20.4904	17.5494	25.0222	13.0042	76.0662
	S	106.746	100.547	87.468	120.276	101.280
9	T	20.3562	17.5838	25.1142	13.0071	76.0613
	S	107.450	100.351	87.147	120.249	101.287
10	T	20.5284	17.4264	24.9358	12.9951	75.8857
	S	106.549	101.257	87.771	120.360	101.521
11	T	20.2537	17.7002	24.9560	13.0876	75.9975
	S	107.994	99.691	87.700	119.509	101.372
12	T	20.3441	17.4599	24.9473	13.0242	75.7755
	S	107.514	101.063	87.730	120.091	101.669
13	T	20.3866	17.5033	25.0863	13.0193	75.9955
	S	107.290	100.812	87.244	120.136	101.374
14	T	20.3960	17.6676	25.3188	13.0890	76.4714
	S	107.240	99.875	86.443	119.497	100.744
15	T	20.3446	17.6850	25.2306	13.0890	76.3492
	S	107.511	99.776	86.745	119.497	100.905
16	T	20.4898	17.6296	25.3122	13.0486	76.4802
	S	106.749	100.090	86.466	119.867	100.732
17	T	20.3186	17.6443	25.5733	13.0850	76.6212
	S	107.649	100.007	85.583	119.533	100.547
18	T	20.3763	17.5679	25.2892	13.0400	76.2734
	S	107.344	100.441	86.544	119.946	101.005
19	T	20.4128	17.6021	25.2235	13.0158	76.2542
	S	107.152	100.246	86.770	120.169	101.031

Event: Indy Pro 2000 GP by Andersen Companies

Round 14/15/16

Track: New Jersey Motorsports Park

2.14 mile(s)



Report: Section Data Report

Indy Pro 2000 Championship

Session: Race 1

August 28, 2021

Section Data for Car 5 - Brichacek, Wyatt (R)

Lap	T/SF to I1	I1 to I2	I2 to I3	I3 to SF	Lap	
20	T	20.4635	17.6001	25.2962	13.0385	76.3983
	S	106.887	100.258	86.520	119.959	100.840
21	T	20.4240	17.5678	25.2612	12.9701	76.2231
	S	107.093	100.442	86.640	120.592	101.072
22	T	20.5772	17.7930	25.4928	13.0142	76.8772
	S	106.296	99.171	85.853	120.183	100.212
23	T	20.4487	17.6175	25.1888	13.0015	76.2565
	S	106.964	100.159	86.889	120.301	101.027
24	T	20.4602	17.5282	25.3250	13.0224	76.3358
	S	106.904	100.669	86.422	120.108	100.923
25	T	20.5436	17.5583	25.3398	13.0269	76.4686
	S	106.470	100.496	86.371	120.066	100.747

Event: Indy Pro 2000 GP by Andersen Companies

Round 14/15/16

Track: New Jersey Motorsports Park

2.14 mile(s)



Report: Section Data Report

Indy Pro 2000 Championship

Session: Race 1

August 28, 2021

Section Data for Car 51 - Abel, Jacob

Lap	T/SF to I1	I1 to I2	I2 to I3	I3 to SF	Lap	
1	T	23.6593	18.1905	25.5399	12.9687	80.3584
	S	92.449	97.004	85.695	120.605	95.871
2	T	20.6572	17.5546	25.0389	12.9883	76.2390
	S	105.884	100.518	87.409	120.423	101.051
3	T	20.4392	17.5702	24.9311	12.9825	75.9230
	S	107.014	100.428	87.787	120.477	101.471
4	T	20.3561	17.4219	24.9831	13.0234	75.7845
	S	107.450	101.283	87.605	120.099	101.657
5	T	20.1878	17.4390	25.0503	12.9762	75.6533
	S	108.346	101.184	87.370	120.535	101.833
6	T	20.1238	17.4509	24.8272	12.9750	75.3769
	S	108.691	101.115	88.155	120.547	102.206
7	T	20.2531	17.4376	24.8716	12.9848	75.5471
	S	107.997	101.192	87.997	120.456	101.976
8	T	20.2826	17.5062	25.0524	12.9661	75.8073
	S	107.840	100.795	87.362	120.629	101.626
9	T	20.2326	17.4030	24.9834	12.9860	75.6050
	S	108.106	101.393	87.604	120.444	101.898
10	T	20.1674	17.3316	24.9449	12.9809	75.4248
	S	108.456	101.811	87.739	120.492	102.141
11	T	20.1086	17.4082	25.1033	13.0074	75.6275
	S	108.773	101.363	87.185	120.246	101.868
12	T	20.1647	17.5448	25.0966	13.0173	75.8234
	S	108.470	100.574	87.208	120.155	101.605
13	T	20.1125	17.4141	25.0222	13.0352	75.5840
	S	108.752	101.329	87.468	119.990	101.926
14	T	20.1863	17.7854	25.2307	13.0162	76.2186
	S	108.354	99.213	86.745	120.165	101.078
15	T	20.1953	17.5637	25.1361	13.0390	75.9341
	S	108.306	100.465	87.071	119.955	101.456
16	T	20.2756	17.6866	25.2630	13.0374	76.2626
	S	107.877	99.767	86.634	119.970	101.019
17	T	20.3304	17.5611	25.1464	13.0923	76.1302
	S	107.586	100.480	87.036	119.466	101.195
18	T	20.2984	17.4936	25.1671	13.0229	75.9820
	S	107.756	100.868	86.964	120.103	101.392
19	T	20.2707	17.5129	25.1225	12.9865	75.8926
	S	107.903	100.757	87.119	120.440	101.512

Event: Indy Pro 2000 GP by Andersen Companies

Round 14/15/16

Track: New Jersey Motorsports Park

2.14 mile(s)



Report: Section Data Report

Indy Pro 2000 Championship

Session: Race 1

August 28, 2021

Section Data for Car 51 - Abel, Jacob

Lap	T/SF to I1	I1 to I2	I2 to I3	I3 to SF	Lap	
20	T	20.1363	17.5545	25.3690	13.0105	76.0703
	S	108.623	100.518	86.272	120.218	101.275
21	T	20.3099	17.4571	25.2617	12.9705	75.9992
	S	107.695	101.079	86.639	120.588	101.369
22	T	20.3238	17.5858	25.2914	12.9982	76.1992
	S	107.621	100.339	86.537	120.331	101.103
23	T	20.3720	17.5248	25.2841	13.0433	76.2242
	S	107.367	100.688	86.562	119.915	101.070
24	T	20.3306	17.6036	25.5733	13.1382	76.6457
	S	107.585	100.238	85.583	119.049	100.514
25	T	20.4368	17.6492	25.3764	13.0430	76.5054
	S	107.026	99.979	86.247	119.918	100.699

Event: Indy Pro 2000 GP by Andersen Companies

Round 14/15/16

Track: New Jersey Motorsports Park

2.14 mile(s)



Report: Section Data Report

Indy Pro 2000 Championship

Session: Race 1

August 28, 2021

Section Data for Car 55 - Gold, Reece (R)

Lap	T/SF to I1	I1 to I2	I2 to I3	I3 to SF	Lap	
1	T	22.8883	17.6392	24.7763	12.9477	78.2515
	S	95.563	100.035	88.336	120.801	98.452
2	T	19.9625	17.2060	24.3982	12.9313	74.4980
	S	109.569	102.554	89.705	120.954	103.412
3	T	19.9720	17.2303	24.4478	12.9741	74.6242
	S	109.517	102.409	89.523	120.555	103.237
4	T	19.8303	17.2374	24.5629	12.9851	74.6157
	S	110.300	102.367	89.103	120.453	103.249
5	T	19.9743	17.3573	24.4989	13.0093	74.8398
	S	109.504	101.660	89.336	120.229	102.940
6	T	19.9526	17.2308	24.6569	12.9560	74.7963
	S	109.623	102.406	88.764	120.723	103.000
7	T	19.8695	17.3654	24.6682	12.9621	74.8652
	S	110.082	101.613	88.723	120.666	102.905
8	T	20.0340	17.6272	24.8613	13.0289	75.5514
	S	109.178	100.104	88.034	120.048	101.970
9	T	20.0439	17.4233	24.7052	12.9996	75.1720
	S	109.124	101.275	88.590	120.318	102.485
10	T	20.0574	17.4876	24.6402	13.0183	75.2035
	S	109.051	100.903	88.824	120.146	102.442
11	T	19.9727	17.4438	24.8036	13.0659	75.2860
	S	109.513	101.156	88.239	119.708	102.330
12	T	20.0962	17.4680	24.7415	12.9979	75.3036
	S	108.840	101.016	88.460	120.334	102.306
13	T	20.0239	17.3825	24.7628	13.0457	75.2149
	S	109.233	101.513	88.384	119.893	102.427
14	T	20.1085	17.6247	24.8137	13.0057	75.5526
	S	108.774	100.118	88.203	120.262	101.969
15	T	20.3579	17.5314	24.9036	13.0234	75.8163
	S	107.441	100.651	87.884	120.099	101.614
16	T	20.1398	17.5695	24.9361	13.0164	75.6618
	S	108.604	100.432	87.770	120.163	101.822
17	T	20.0019	17.4665	25.0840	13.0176	75.5700
	S	109.353	101.025	87.252	120.152	101.945
18	T	20.1917	17.6121	24.9850	12.9889	75.7777
	S	108.325	100.189	87.598	120.418	101.666
19	T	20.1359	17.5801	24.8945	12.9644	75.5749
	S	108.626	100.372	87.916	120.645	101.939

Event: Indy Pro 2000 GP by Andersen Companies

Round 14/15/16

Track: New Jersey Motorsports Park

2.14 mile(s)



Report: Section Data Report

Indy Pro 2000 Championship

Session: Race 1

August 28, 2021

Section Data for Car 55 - Gold, Reece (R)

Lap	T/SF to I1	I1 to I2	I2 to I3	I3 to SF	Lap	
20	T	20.1289	17.5974	24.9861	12.9814	75.6938
	S	108.663	100.273	87.594	120.487	101.778
21	T	20.3705	17.5272	25.1209	12.9893	76.0079
	S	107.375	100.675	87.124	120.414	101.358
22	T	20.2863	17.5701	25.0492	12.9809	75.8865
	S	107.820	100.429	87.374	120.492	101.520
23	T	20.2048	17.5811	25.0151	13.0514	75.8524
	S	108.255	100.366	87.493	119.841	101.566
24	T	20.3376	17.4616	24.9645	13.0305	75.7942
	S	107.548	101.053	87.670	120.033	101.644
25	T	20.4243	17.5400	25.2090	13.0434	76.2167
	S	107.092	100.601	86.820	119.914	101.080
26	T	23.3995				
	S	93.475				

Event: Indy Pro 2000 GP by Andersen Companies

Round 14/15/16

Track: New Jersey Motorsports Park

2.14 mile(s)



Report: Section Data Report

Indy Pro 2000 Championship

Session: Race 1

August 28, 2021

Section Data for Car 91 - Eves, Braden

Lap	T/SF to I1	I1 to I2	I2 to I3	I3 to SF	Lap	
1	T	24.7356	18.3984	25.8797	13.0078	82.0215
	S	88.426	95.908	84.570	120.243	93.927
2	T	20.6931	17.6256	25.1218	12.9564	76.3969
	S	105.701	100.113	87.121	120.720	100.842
3	T	20.3753	17.6099	24.9944	12.9718	75.9514
	S	107.349	100.202	87.565	120.576	101.433
4	T	20.4169	17.5810	24.8405	12.9796	75.8180
	S	107.131	100.367	88.108	120.504	101.612
5	T	20.4351	17.5733	24.9888	12.9669	75.9641
	S	107.035	100.411	87.585	120.622	101.416
6	T	20.5498	17.5111	25.0756	12.9495	76.0860
	S	106.438	100.767	87.282	120.784	101.254
7	T	20.3366	17.5365	24.9598	12.9713	75.8042
	S	107.554	100.621	87.686	120.581	101.630
8	T	20.4050	17.5007	25.1067	12.9852	75.9976
	S	107.193	100.827	87.173	120.452	101.372
9	T	20.3958	17.5109	25.0282	13.0132	75.9481
	S	107.241	100.768	87.447	120.193	101.438
10	T	20.3076	17.5016	24.9990	13.0110	75.8192
	S	107.707	100.822	87.549	120.213	101.610
11	T	20.4428	17.4908	25.0494	12.9776	75.9606
	S	106.995	100.884	87.373	120.522	101.421
12	T	20.2938	17.5745	25.0245	13.0401	75.9329
	S	107.780	100.404	87.460	119.945	101.458
13	T	20.4607	17.6235	25.0769	13.0305	76.1916
	S	106.901	100.125	87.277	120.033	101.114
14	T	20.5104	17.6126	25.1728	13.0596	76.3554
	S	106.642	100.187	86.944	119.766	100.897
15	T	20.4854	17.6042	25.1338	13.0288	76.2522
	S	106.772	100.234	87.079	120.049	101.033
16	T	20.5888	17.6129	25.2608	12.9779	76.4404
	S	106.236	100.185	86.642	120.520	100.784
17	T	20.4859	17.7200	25.3755	13.0708	76.6522
	S	106.770	99.579	86.250	119.663	100.506
18	T	20.5458	17.5820	25.2175	13.0284	76.3737
	S	106.458	100.361	86.790	120.052	100.872
19	T	20.4206	17.5665	25.2242	12.9842	76.1955
	S	107.111	100.449	86.767	120.461	101.108

Event: Indy Pro 2000 GP by Andersen Companies

Round 14/15/16

Track: New Jersey Motorsports Park

2.14 mile(s)



Report: Section Data Report

Indy Pro 2000 Championship

Session: Race 1

August 28, 2021

Section Data for Car 91 - Eves, Braden

Lap	T/SF to I1	I1 to I2	I2 to I3	I3 to SF	Lap	
20	T	20.4948	17.5498	25.3586	12.9957	76.3989
	S	106.723	100.545	86.307	120.354	100.839
21	T	20.4254	17.5283	25.3882	13.0144	76.3563
	S	107.086	100.668	86.207	120.182	100.895
22	T	20.4347	17.5967	25.3320	12.9788	76.3422
	S	107.037	100.277	86.398	120.511	100.914
23	T	20.4116	17.5140	25.2843	13.0352	76.2451
	S	107.158	100.751	86.561	119.990	101.043
24	T	20.5733	17.6174	25.2048	12.9840	76.3795
	S	106.316	100.159	86.834	120.463	100.865
25	T	20.6487	17.5656	25.7199	13.0248	76.9590
	S	105.928	100.455	85.095	120.086	100.105

Event: Indy Pro 2000 GP by Andersen Companies

Round 14/15/16

Track: New Jersey Motorsports Park

2.14 mile(s)



Report: Section Data Report

Indy Pro 2000 Championship






Session: Race 1

August 28, 2021

Section Data for Car

Report Support Information

Section Legend	
Name	Length
SF to I1	0.607576 miles
I1 to I2	0.490152 miles
I2 to I3	0.607955 miles
I3 to SF	0.434470 miles
Lap	2.140000 miles
SFP to I1	0.607576 miles
I3 to SFP	0.434470 miles

Color Legend	
	Fastest Lap
	Section Under Caution
	Section Under Green
	Section Time Data
	Section Speed Data

