

Event: VP Racing Lubricants GP of Mid-Ohio
 Track: Mid-Ohio Sports Car Course
 Report: Section Data Report
 Session: Race 1

Round 17/18
 2.258 mile(s)



Indy Pro 2000 Championship
 October 2, 2021

Section Data for Car 1 - Rasmussen, Christian (R)

Lap	T/SF to I4	I4 to I6	I6 to SF	Lap	
1	T	36.9992	27.3554	18.2175	82.5721
	S	104.431	91.049	97.421	98.445
2	T	34.1018	26.8332	18.1231	79.0581
	S	113.304	92.821	97.929	102.821
3	T	33.8870	26.7057	17.8802	78.4729
	S	114.022	93.264	99.259	103.587
4	T	33.8955	26.5404	17.8208	78.2567
	S	113.993	93.845	99.590	103.874
5	T	33.8096	26.6043	17.8434	78.2573
	S	114.283	93.620	99.464	103.873
6	T	33.8175	26.4445	17.7506	78.0126
	S	114.256	94.185	99.984	104.199
7	T	33.8561	26.5969	17.9058	78.3588
	S	114.126	93.646	99.117	103.738
8	T	34.2199	26.4437	17.8068	78.4704
	S	112.913	94.188	99.668	103.591
9	T	33.7326	26.5431	17.8142	78.0899
	S	114.544	93.835	99.627	104.095
10	T	33.9001	26.5574	17.7274	78.1849
	S	113.978	93.785	100.115	103.969
11	T	34.0946	26.8948	17.9042	78.8936
	S	113.328	92.608	99.126	103.035
12	T	33.9198	26.7056	18.0603	78.6857
	S	113.912	93.264	98.269	103.307
13	T	33.8207	26.6852	17.8531	78.3590
	S	114.246	93.336	99.410	103.738
14	T	33.9607	26.6734	17.8639	78.4980
	S	113.775	93.377	99.350	103.554
15	T	33.9155	26.6308	17.7868	78.3331
	S	113.926	93.526	99.780	103.772
16	T	33.7713	26.5701	17.8540	78.1954
	S	114.413	93.740	99.405	103.955
17	T	33.9151	26.5885	17.7624	78.2660
	S	113.928	93.675	99.917	103.861
18	T	33.6454	26.5226	17.7462	77.9142
	S	114.841	93.908	100.009	104.330
19	T	33.7407	26.4929	17.6647	77.8983
	S	114.516	94.013	100.470	104.351

Event: VP Racing Lubricants GP of Mid-Ohio

Round 17/18

Track: Mid-Ohio Sports Car Course

2.258 mile(s)



Report: Section Data Report

Indy Pro 2000 Championship

Session: Race 1

October 2, 2021

Section Data for Car 1 - Rasmussen, Christian (R)

Lap	T/SF to I4	I4 to I6	I6 to SF	Lap	
20	T	33.8532	26.5134	17.8293	78.1959
	S	114.136	93.940	99.542	103.954
21	T	33.7234	26.4248	17.8410	77.9892
	S	114.575	94.255	99.477	104.230
22	T	33.7221	26.5414	17.8032	78.0667
	S	114.580	93.841	99.688	104.126
23	T	34.2938	27.1309	17.9081	79.3328
	S	112.669	91.802	99.104	102.465
24	T	34.0346	26.7367	18.2191	78.9904
	S	113.528	93.156	97.413	102.909
25	T	60.7539	47.9233	34.2972	142.9744
	S	63.599	51.972	51.747	56.855

Event: VP Racing Lubricants GP of Mid-Ohio

Round 17/18

Track: Mid-Ohio Sports Car Course

2.258 mile(s)



Report: Section Data Report

Indy Pro 2000 Championship

Session: Race 1

October 2, 2021

Section Data for Car 18 - McElrea, Hunter

Lap	T/SF to I4	I4 to I6	I6 to SF	Lap	
1	T	37.0821	29.0659	18.6390	84.7870
	S	104.198	85.691	95.218	95.873
2	T	34.6727	27.4157	18.1377	80.2261
	S	111.438	90.849	97.850	101.324
3	T	34.2671	26.7110	18.0517	79.0298
	S	112.757	93.246	98.316	102.857
4	T	34.0803	26.6804	18.1138	78.8745
	S	113.375	93.352	97.979	103.060
5	T	33.8480	26.7819	18.0045	78.6344
	S	114.153	92.999	98.574	103.375
6	T	33.8695	26.6833	18.1144	78.6672
	S	114.081	93.342	97.976	103.332
7	T	33.8079	26.6781	17.9990	78.4850
	S	114.289	93.361	98.604	103.571
8	T	33.7825	26.8175	18.2902	78.8902
	S	114.375	92.875	97.034	103.039
9	T	33.7665	26.6403	18.1651	78.5719
	S	114.429	93.493	97.702	103.457
10	T	33.8773	26.5023	18.2045	78.5841
	S	114.055	93.980	97.491	103.441
11	T	33.8125	26.6282	18.8160	79.2567
	S	114.273	93.535	94.323	102.563
12	T	34.0449	26.6437	17.9917	78.6803
	S	113.493	93.481	98.644	103.314
13	T	33.7192	26.9033	17.9819	78.6044
	S	114.589	92.579	98.698	103.414
14	T	33.7030	26.6856	18.0636	78.4522
	S	114.645	93.334	98.251	103.615
15	T	33.7621	26.6730	17.9374	78.3725
	S	114.444	93.378	98.943	103.720
16	T	33.8015	26.5631	17.9036	78.2682
	S	114.310	93.765	99.129	103.858
17	T	34.3133	26.8571	17.9196	79.0900
	S	112.605	92.738	99.041	102.779
18	T	33.8116	26.3591	17.9461	78.1168
	S	114.276	94.490	98.895	104.060
19	T	33.6271	26.3666	17.9313	77.9250
	S	114.903	94.464	98.976	104.316

Event: VP Racing Lubricants GP of Mid-Ohio

Round 17/18

Track: Mid-Ohio Sports Car Course

2.258 mile(s)



Report: Section Data Report

Indy Pro 2000 Championship

Session: Race 1

October 2, 2021

Section Data for Car 18 - McElrea, Hunter

Lap	T/SF to I4	I4 to I6	I6 to SF	Lap	
20	T	33.6079	26.3069	17.8541	77.7689
	S	114.969	94.678	99.404	104.525
21	T	33.6531	26.5190	18.1338	78.3059
	S	114.814	93.921	97.871	103.808
22	T	37.0578	27.2907	18.0320	82.3805
	S	104.266	91.265	98.424	98.674
23	T	34.0361	26.7706	17.9143	78.7210
	S	113.523	93.038	99.070	103.261
24	T	33.7322	26.4533	18.5737	78.7592
	S	114.545	94.154	95.553	103.211
25	T	52.2868	48.5246	34.1063	134.9177
	S	73.897	51.328	52.037	60.250

Event: VP Racing Lubricants GP of Mid-Ohio
Track: Mid-Ohio Sports Car Course
Report: Section Data Report
Session: Race 1

Round 17/18
2.258 mile(s)



Indy Pro 2000 Championship
October 2, 2021

Section Data for Car 19 - Missig, Jordan (R)

Lap	T/SF to I4	I4 to I6	I6 to SF	Lap	
1	T	37.7574	29.3745	18.8259	85.9578
	S	102.334	84.791	94.273	94.567
2	T	35.1436	27.3045	18.4107	80.8588
	S	109.945	91.219	96.399	100.531
3	T	34.4625	27.3845	18.4776	80.3246
	S	112.118	90.952	96.050	101.199
4	T	35.3786	27.0680	18.2090	80.6556
	S	109.215	92.016	97.467	100.784
5	T	34.2280	26.8753	18.0441	79.1474
	S	112.886	92.675	98.358	102.705
6	T	34.0518	26.7617	18.0465	78.8600
	S	113.470	93.069	98.344	103.079
7	T	34.0560	26.6173	18.0459	78.7192
	S	113.456	93.574	98.348	103.263
8	T	34.1187	26.8024	18.0373	78.9584
	S	113.248	92.928	98.395	102.950
9	T	34.0336	26.7704	18.0117	78.8157
	S	113.531	93.039	98.534	103.137
10	T	34.2248	26.8398	18.0452	79.1098
	S	112.897	92.798	98.352	102.753
11	T	34.0727	26.8187	18.2116	79.1030
	S	113.401	92.871	97.453	102.762
12	T	34.2943	26.8508	17.9964	79.1415
	S	112.668	92.760	98.618	102.712
13	T	34.0541	26.7115	17.9623	78.7279
	S	113.463	93.244	98.805	103.252
14	T	33.9184	26.6718	17.9989	78.5891
	S	113.916	93.383	98.605	103.434
15	T	33.9065	26.6055	18.0252	78.5372
	S	113.956	93.615	98.461	103.503
16	T	34.0111	26.8053	17.9952	78.8116
	S	113.606	92.918	98.625	103.142
17	T	33.9838	26.8403	18.0574	78.8815
	S	113.697	92.796	98.285	103.051
18	T	33.9047	26.8795	18.0592	78.8434
	S	113.962	92.661	98.275	103.101
19	T	34.0546	26.7573	18.0365	78.8484
	S	113.461	93.084	98.399	103.094

Event: VP Racing Lubricants GP of Mid-Ohio

Round 17/18

Track: Mid-Ohio Sports Car Course

2.258 mile(s)



Report: Section Data Report

Indy Pro 2000 Championship

Session: Race 1

October 2, 2021

Section Data for Car 19 - Missig, Jordan (R)

Lap	T/SF to I4	I4 to I6	I6 to SF	Lap	
20	T	33.9253	26.6567	18.2058	78.7878
	S	113.893	93.435	97.484	103.173
21	T	33.8518	26.6428	18.0803	78.5749
	S	114.141	93.484	98.161	103.453
22	T	34.8142	27.5889	18.2317	80.6348
	S	110.985	90.278	97.345	100.810
23	T	34.0470	27.0262	17.9670	79.0402
	S	113.486	92.158	98.780	102.844
24	T	34.2175	27.5651	20.3196	82.1022
	S	112.921	90.356	87.343	99.008
25	T	43.0929	47.5546	33.0751	123.7226
	S	89.664	52.375	53.659	65.702

Event: VP Racing Lubricants GP of Mid-Ohio
 Track: Mid-Ohio Sports Car Course
 Report: Section Data Report
 Session: Race 1

Round 17/18
 2.258 mile(s)



Indy Pro 2000 Championship
 October 2, 2021

Section Data for Car 22 - Ahmed, Enaam (R)

Lap	T/SF to I4	I4 to I6	I6 to SF	Lap	
1	T	37.5045	29.1257	18.7765	85.4067
	S	103.024	85.515	94.521	95.178
2	T	34.3772	27.7727	18.3350	80.4849
	S	112.396	89.681	96.797	100.998
3	T	34.1613	27.0876	18.1675	79.4164
	S	113.106	91.949	97.689	102.357
4	T	33.9817	26.9171	18.0554	78.9542
	S	113.704	92.532	98.296	102.956
5	T	34.1569	27.0038	18.0721	79.2328
	S	113.121	92.234	98.205	102.594
6	T	34.1985	26.9361	17.9889	79.1235
	S	112.983	92.466	98.659	102.736
7	T	33.9425	26.8203	18.0959	78.8587
	S	113.836	92.866	98.076	103.081
8	T	34.0841	26.8882	18.0866	79.0589
	S	113.363	92.631	98.126	102.820
9	T	33.9099	26.8434	18.0291	78.7824
	S	113.945	92.786	98.439	103.180
10	T	34.1114	26.7729	18.0188	78.9031
	S	113.272	93.030	98.496	103.023
11	T	34.0872	26.7055	18.1798	78.9725
	S	113.352	93.265	97.623	102.932
12	T	34.3166	26.9281	18.0925	79.3372
	S	112.595	92.494	98.094	102.459
13	T	34.1291	26.9771	18.0116	79.1178
	S	113.213	92.326	98.535	102.743
14	T	34.0287	26.6586	17.9205	78.6078
	S	113.547	93.429	99.036	103.410
15	T	33.9309	26.6272	18.0724	78.6305
	S	113.874	93.539	98.203	103.380
16	T	33.8123	26.4722	17.8750	78.1595
	S	114.274	94.087	99.288	104.003
17	T	34.2874	26.7300	18.0172	79.0346
	S	112.690	93.179	98.504	102.851
18	T	33.9519	26.6853	18.0058	78.6430
	S	113.804	93.335	98.567	103.363
19	T	33.8261	26.7782	18.0152	78.6195
	S	114.227	93.012	98.515	103.394

Event: VP Racing Lubricants GP of Mid-Ohio

Round 17/18

Track: Mid-Ohio Sports Car Course

2.258 mile(s)

Report: Section Data Report

Indy Pro 2000 Championship

Session: Race 1

October 2, 2021



Section Data for Car 22 - Ahmed, Enaam (R)

Lap	T/SF to I4	I4 to I6	I6 to SF	Lap	
20	T	34.0236	26.8079	18.0453	78.8768
	S	113.564	92.909	98.351	103.057
21	T	34.1415	26.7755	17.9560	78.8730
	S	113.172	93.021	98.840	103.062
22	T	35.0654	27.4476	18.2424	80.7554
	S	110.190	90.743	97.288	100.660
23	T	34.2933	27.0936	18.2373	79.6242
	S	112.671	91.929	97.316	102.090
24	T	34.2442	27.7241	21.1819	83.1502
	S	112.833	89.838	83.787	97.760
25	T	43.4772	47.2937	33.7778	124.5487
	S	88.871	52.664	52.543	65.266

Event: VP Racing Lubricants GP of Mid-Ohio
Track: Mid-Ohio Sports Car Course
Report: Section Data Report
Session: Race 1

Round 17/18
2.258 mile(s)



Indy Pro 2000 Championship
October 2, 2021

Section Data for Car 3 - Roe, James (R)

Lap	T/SF to I4	I4 to I6	I6 to SF	Lap	
1	T	37.5200	29.1487	19.1207	85.7894
	S	102.981	85.447	92.819	94.753
2	T	34.6475	27.5019	18.5320	80.6814
	S	111.519	90.564	95.768	100.752
3	T	34.6179	27.2970	18.3341	80.2490
	S	111.615	91.244	96.802	101.295
4	T	34.2118	26.9241	18.0904	79.2263
	S	112.940	92.508	98.106	102.602
5	T	34.0816	26.7161	18.1260	78.9237
	S	113.371	93.228	97.913	102.996
6	T	34.0082	27.1004	18.0540	79.1626
	S	113.616	91.906	98.304	102.685
7	T	34.1116	26.5757	18.0832	78.7705
	S	113.271	93.720	98.145	103.196
8	T	33.9625	26.7672	17.9996	78.7293
	S	113.769	93.050	98.601	103.250
9	T	33.8197	26.7220	17.9302	78.4719
	S	114.249	93.207	98.982	103.589
10	T	37.3061	27.1439	18.0905	82.5405
	S	103.572	91.758	98.105	98.483
11	T	34.2556	26.7059	18.1290	79.0905
	S	112.795	93.263	97.897	102.778
12	T	34.1921	26.7208	18.1176	79.0305
	S	113.005	93.211	97.958	102.856
13	T	33.9808	27.2157	18.0248	79.2213
	S	113.707	91.516	98.463	102.609
14	T	33.8190	26.7944	18.0873	78.7007
	S	114.251	92.955	98.123	103.288
15	T	33.9737	26.5457	18.0707	78.5901
	S	113.731	93.826	98.213	103.433
16	T	33.9835	26.7379	18.1122	78.8336
	S	113.698	93.152	97.988	103.113
17	T	34.0906	26.5663	18.0304	78.6873
	S	113.341	93.753	98.432	103.305
18	T	33.9370	26.7151	17.9355	78.5876
	S	113.854	93.231	98.953	103.436
19	T	33.8994	26.5595	17.9909	78.4498
	S	113.980	93.777	98.648	103.618

Event: VP Racing Lubricants GP of Mid-Ohio

Round 17/18

Track: Mid-Ohio Sports Car Course

2.258 mile(s)



Report: Section Data Report

Indy Pro 2000 Championship

Session: Race 1

October 2, 2021

Section Data for Car 3 - Roe, James (R)

Lap	T/SF to I4	I4 to I6	I6 to SF	Lap	
20	T	33.7780	26.6576	18.0322	78.4678
	S	114.390	93.432	98.422	103.594
21	T	33.8982	26.6928	18.0775	78.6685
	S	113.984	93.309	98.176	103.330
22	T	34.3375	28.1843	18.3742	80.8960
	S	112.526	88.371	96.590	100.485
23	T	34.0209	26.8703	18.1622	79.0534
	S	113.573	92.693	97.718	102.827

Event: VP Racing Lubricants GP of Mid-Ohio

Round 17/18

Track: Mid-Ohio Sports Car Course

2.258 mile(s)



Report: Section Data Report

Indy Pro 2000 Championship

Session: Race 1

October 2, 2021

Section Data for Car 40 - Miller, Jack William (R)

Lap	T/SF to I4	I4 to I6	I6 to SF	Lap	
1	T	42.2376	28.3175	18.5432	89.0983
	S	91.479	87.956	95.710	91.234
2	T	34.2661	27.0706	18.1258	79.4625
	S	112.761	92.007	97.914	102.297
3	T	33.9564	27.0815	18.2654	79.3033
	S	113.789	91.970	97.166	102.503
4	T	34.3162	26.9080	18.0809	79.3051
	S	112.596	92.563	98.157	102.500
5	T	33.8987	26.9025	17.9825	78.7837
	S	113.983	92.582	98.694	103.179
6	T	37.8456	27.5927	18.3173	83.7556
	S	102.095	90.266	96.891	97.054
7	T	34.4013	26.8497	18.0750	79.3260
	S	112.317	92.764	98.189	102.473
8	T	34.0090	26.6576	18.1394	78.8060
	S	113.613	93.432	97.841	103.150
9	T	34.0447	26.8003	17.9291	78.7741
	S	113.494	92.935	98.988	103.191
10	T	34.0518	26.7901	18.0283	78.8702
	S	113.470	92.970	98.444	103.066
11	T	34.0204	26.6459	18.0119	78.6782
	S	113.575	93.473	98.533	103.317
12	T	33.9532	26.6653	17.9595	78.5780
	S	113.800	93.405	98.821	103.449
13	T	33.9848	26.6726	17.9302	78.5876
	S	113.694	93.380	98.982	103.436
14	T	33.8471	26.6241	18.0262	78.4974
	S	114.156	93.550	98.455	103.555
15	T	33.9505	26.6375	17.9504	78.5384
	S	113.809	93.503	98.871	103.501
16	T	33.8114	26.7318	18.0791	78.6223
	S	114.277	93.173	98.167	103.391
17	T	34.1761	26.7080	18.0115	78.8956
	S	113.057	93.256	98.536	103.032
18	T	33.8512	26.7238	17.9050	78.4800
	S	114.143	93.201	99.122	103.578
19	T	33.9871	26.6534	17.9217	78.5622
	S	113.686	93.447	99.029	103.470

Event: VP Racing Lubricants GP of Mid-Ohio

Round 17/18

Track: Mid-Ohio Sports Car Course

2.258 mile(s)



Report: Section Data Report

Indy Pro 2000 Championship

Session: Race 1

October 2, 2021

Section Data for Car 40 - Miller, Jack William (R)

Lap	T/SF to I4	I4 to I6	I6 to SF	Lap	
20	T	33.8171	26.6580	17.9932	78.4683
	S	114.258	93.431	98.636	103.593
21	T	33.7863	26.6048	18.2503	78.6414
	S	114.362	93.618	97.246	103.365
22	T	34.2134	27.9502	18.5985	80.7621
	S	112.934	89.111	95.426	100.651
23	T	34.0407	26.7822	18.1602	78.9831
	S	113.507	92.998	97.729	102.918

Event: VP Racing Lubricants GP of Mid-Ohio

Round 17/18

Track: Mid-Ohio Sports Car Course

2.258 mile(s)



Report: Section Data Report

Indy Pro 2000 Championship

Session: Race 1

October 2, 2021

Section Data for Car 42 - Petrov, Artem

Lap	T/SF to I4	I4 to I6	I6 to SF	Lap	
1	T	36.1420	27.1232	18.0773	81.3425
	S	106.908	91.828	98.177	99.933
2	T	34.2852	26.9612	17.9734	79.2198
	S	112.698	92.380	98.744	102.611
3	T	33.9480	26.7018	17.8643	78.5141
	S	113.817	93.278	99.347	103.533
4	T	33.8191	26.5873	17.8322	78.2386
	S	114.251	93.679	99.526	103.898
5	T	33.8604	26.5310	17.8384	78.2298
	S	114.112	93.878	99.492	103.909
6	T	33.7615	26.6349	17.8208	78.2172
	S	114.446	93.512	99.590	103.926
7	T	33.7457	26.5915	17.9804	78.3176
	S	114.499	93.665	98.706	103.793
8	T	36.0638	26.5579	17.8985	80.5202
	S	107.140	93.783	99.158	100.954
9	T	33.6932	26.5830	17.8793	78.1555
	S	114.678	93.695	99.264	104.008
10	T	33.7836	26.5184	17.8073	78.1093
	S	114.371	93.923	99.665	104.070
11	T	33.7280	27.1590	18.3083	79.1953
	S	114.560	91.707	96.938	102.642
12	T	33.8564	26.6623	17.8933	78.4120
	S	114.125	93.416	99.186	103.668
13	T	33.7026	26.6137	17.8739	78.1902
	S	114.646	93.586	99.294	103.962
14	T	33.6840	26.6284	17.8845	78.1969
	S	114.709	93.535	99.235	103.953
15	T	33.6524	26.8220	17.8792	78.3536
	S	114.817	92.860	99.265	103.745
16	T	33.6384	26.6751	17.8611	78.1746
	S	114.865	93.371	99.365	103.983
17	T	33.6601	26.8443	17.8860	78.3904
	S	114.791	92.783	99.227	103.696
18	T	33.7925	26.5825	17.7960	78.1710
	S	114.341	93.696	99.729	103.987
19	T	34.1710	26.6875	17.8595	78.7180
	S	113.074	93.328	99.374	103.265

Event: VP Racing Lubricants GP of Mid-Ohio

Round 17/18

Track: Mid-Ohio Sports Car Course

2.258 mile(s)



Report: Section Data Report

Indy Pro 2000 Championship

Session: Race 1

October 2, 2021

Section Data for Car 42 - Petrov, Artem

Lap	T/SF to I4	I4 to I6	I6 to SF	Lap	
20	T	33.6830	26.5176	17.8714	78.0720
	S	114.713	93.926	99.308	104.119
21	T	33.8025	26.6446	17.7669	78.2140
	S	114.307	93.478	99.892	103.930
22	T	33.6848	26.4918	18.9650	79.1416
	S	114.706	94.017	93.581	102.712
23	T	34.4360	26.7377	17.9476	79.1213
	S	112.204	93.152	98.886	102.738
24	T	33.8069	26.7162	17.9218	78.4449
	S	114.292	93.227	99.029	103.624
25	T	59.2237	47.8379	34.1415	141.2031
	S	65.242	52.065	51.983	57.568

Event: VP Racing Lubricants GP of Mid-Ohio
Track: Mid-Ohio Sports Car Course
Report: Section Data Report
Session: Race 1

Round 17/18
2.258 mile(s)



Indy Pro 2000 Championship
October 2, 2021

Section Data for Car 44 - Brooks, Christian (R)

Lap	T/SF to I4	I4 to I6	I6 to SF	Lap	
1	T	37.1901	28.7690	18.4709	84.4300
	S	103.895	86.575	96.085	96.279
2	T	34.3850	27.3401	18.3215	80.0466
	S	112.371	91.100	96.868	101.551
3	T	33.8886	26.9369	18.0214	78.8469
	S	114.017	92.464	98.481	103.096
4	T	33.8819	26.9130	18.0655	78.8604
	S	114.039	92.546	98.241	103.078
5	T	33.7691	26.8272	17.9767	78.5730
	S	114.420	92.842	98.726	103.455
6	T	33.7935	26.8368	18.0287	78.6590
	S	114.337	92.808	98.442	103.342
7	T	33.9102	26.7992	18.0590	78.7684
	S	113.944	92.939	98.276	103.199
8	T	33.8751	26.9597	18.0244	78.8592
	S	114.062	92.385	98.465	103.080
9	T	33.7783	26.7921	17.9545	78.5249
	S	114.389	92.963	98.848	103.519
10	T	33.7678	26.7310	17.9177	78.4165
	S	114.425	93.176	99.051	103.662
11	T	33.8936	26.7946	18.0406	78.7288
	S	114.000	92.955	98.377	103.251
12	T	33.8091	26.7378	17.9357	78.4826
	S	114.285	93.152	98.952	103.575
13	T	33.7710	26.7742	17.8777	78.4229
	S	114.414	93.025	99.273	103.653
14	T	33.6633	26.7935	17.8471	78.3039
	S	114.780	92.958	99.443	103.811
15	T	33.8064	26.6633	17.9714	78.4411
	S	114.294	93.412	98.755	103.629
16	T	33.6902	26.7397	17.9116	78.3415
	S	114.688	93.145	99.085	103.761
17	T	33.7748	26.8638	18.0398	78.6784
	S	114.401	92.715	98.381	103.317
18	T	33.7437	26.7638	18.0411	78.5486
	S	114.506	93.062	98.374	103.488
19	T	33.6387	26.6583	18.0233	78.3203
	S	114.864	93.430	98.471	103.789

Event: VP Racing Lubricants GP of Mid-Ohio

Round 17/18

Track: Mid-Ohio Sports Car Course

2.258 mile(s)



Report: Section Data Report

Indy Pro 2000 Championship

Session: Race 1

October 2, 2021

Section Data for Car 44 - Brooks, Christian (R)

Lap	T/SF to I4	I4 to I6	I6 to SF	Lap	
20	T	33.6316	26.6797	17.9969	78.3082
	S	114.888	93.355	98.615	103.805
21	T	33.8022	26.6585	17.9705	78.4312
	S	114.308	93.429	98.760	103.642
22	T	33.7263	26.8424	18.1282	78.6969
	S	114.565	92.789	97.901	103.293
23	T	33.9911	27.0140	18.0279	79.0330
	S	113.673	92.200	98.446	102.853
24	T	33.6808	27.0972	20.0311	80.8091
	S	114.720	91.917	88.601	100.593
25	T	53.2648	48.5123	33.8686	135.6457
	S	72.541	51.341	52.402	59.927

Event: VP Racing Lubricants GP of Mid-Ohio

Round 17/18

Track: Mid-Ohio Sports Car Course

2.258 mile(s)



Report: Section Data Report

Indy Pro 2000 Championship

Session: Race 1

October 2, 2021

Section Data for Car 5 - Brichacek, Wyatt (R)

Lap	T/SF to I4	I4 to I6	I6 to SF	Lap	
1	T	37.8099	28.7883	18.9316	85.5298
	S	102.192	86.517	93.747	95.041
2	T	34.4403	27.7909	18.3651	80.5963
	S	112.190	89.622	96.638	100.858
3	T	34.3017	27.0683	18.1852	79.5552
	S	112.644	92.015	97.594	102.178
4	T	34.2685	26.8077	18.0990	79.1752
	S	112.753	92.909	98.059	102.669
5	T	34.0178	26.8425	18.2938	79.1541
	S	113.584	92.789	97.015	102.696
6	T	34.2924	26.8242	18.0983	79.2149
	S	112.674	92.852	98.063	102.617
7	T	34.0328	26.6320	18.1470	78.8118
	S	113.534	93.522	97.800	103.142
8	T	34.0602	26.8982	18.1856	79.1440
	S	113.442	92.597	97.592	102.709
9	T	33.9323	26.7513	18.1658	78.8494
	S	113.870	93.105	97.699	103.093
10	T	34.0177	26.6046	18.1066	78.7289
	S	113.584	93.618	98.018	103.251
11	T	34.1547	26.6904	18.1013	78.9464
	S	113.128	93.318	98.047	102.966
12	T	34.0958	26.9043	18.2363	79.2364
	S	113.324	92.576	97.321	102.589
13	T	34.1335	26.8418	18.0712	79.0465
	S	113.199	92.791	98.210	102.836
14	T	33.9709	26.7547	18.0692	78.7948
	S	113.740	93.093	98.221	103.164
15	T	33.9827	26.8006	17.9738	78.7571
	S	113.701	92.934	98.742	103.214
16	T	33.9513	26.6438	18.0744	78.6695
	S	113.806	93.481	98.193	103.328
17	T	34.3615	26.7041	17.9774	79.0430
	S	112.447	93.270	98.722	102.840
18	T	33.9517	27.0346	18.0573	79.0436
	S	113.805	92.129	98.286	102.839
19	T	34.3448	26.6977	17.9947	79.0372
	S	112.502	93.292	98.628	102.848

Event: VP Racing Lubricants GP of Mid-Ohio

Round 17/18

Track: Mid-Ohio Sports Car Course

2.258 mile(s)



Report: Section Data Report

Indy Pro 2000 Championship

Session: Race 1

October 2, 2021

Section Data for Car 5 - Brichacek, Wyatt (R)

Lap	T/SF to I4	I4 to I6	I6 to SF	Lap	
20	T	34.0052	26.5895	18.0055	78.6002
	S	113.626	93.672	98.568	103.420
21	T	34.0046	26.6172	17.8979	78.5197
	S	113.628	93.574	99.161	103.526
22	T	34.7543	27.1661	18.1294	80.0498
	S	111.177	91.683	97.895	101.547
23	T	34.4959	26.8733	18.1705	79.5397
	S	112.009	92.682	97.673	102.198
24	T	34.2132	27.6356	21.3488	83.1976
	S	112.935	90.126	83.132	97.705
25	T	43.2406	47.3205	33.5990	124.1601
	S	89.357	52.634	52.822	65.470

Event: VP Racing Lubricants GP of Mid-Ohio
 Track: Mid-Ohio Sports Car Course
 Report: Section Data Report
 Session: Race 1

Round 17/18
 2.258 mile(s)



Indy Pro 2000 Championship
 October 2, 2021

Section Data for Car 51 - Abel, Jacob

Lap	T/SF to I4	I4 to I6	I6 to SF	Lap	
1	T	37.2174	28.7126	18.6022	84.5322
	S	103.819	86.745	95.407	96.162
2	T	34.3570	27.3919	18.2549	80.0038
	S	112.462	90.928	97.222	101.605
3	T	33.9546	27.0745	18.1176	79.1467
	S	113.795	91.994	97.958	102.705
4	T	34.1038	26.7883	17.9909	78.8830
	S	113.297	92.976	98.648	103.049
5	T	34.0387	26.6123	17.9421	78.5931
	S	113.514	93.591	98.917	103.429
6	T	33.8812	26.6187	17.9796	78.4795
	S	114.042	93.569	98.710	103.579
7	T	33.7437	26.9426	17.9753	78.6616
	S	114.506	92.444	98.734	103.339
8	T	34.1561	26.8205	17.9951	78.9717
	S	113.124	92.865	98.625	102.933
9	T	33.8806	26.7136	17.9423	78.5365
	S	114.044	93.236	98.916	103.503
10	T	33.8749	26.6900	17.9748	78.5397
	S	114.063	93.319	98.737	103.499
11	T	33.8869	26.9797	18.5478	79.4144
	S	114.022	92.317	95.686	102.359
12	T	33.9465	26.6730	17.9076	78.5271
	S	113.822	93.378	99.107	103.516
13	T	34.0308	26.7938	17.9565	78.7811
	S	113.540	92.957	98.837	103.182
14	T	33.7748	26.5937	17.9351	78.3036
	S	114.401	93.657	98.955	103.811
15	T	33.8655	26.6272	17.9207	78.4134
	S	114.094	93.539	99.035	103.666
16	T	33.8474	26.4997	17.8701	78.2172
	S	114.155	93.989	99.315	103.926
17	T	33.7926	26.5035	17.9151	78.2112
	S	114.341	93.976	99.066	103.934
18	T	33.7261	26.4884	17.9280	78.1425
	S	114.566	94.029	98.994	104.025
19	T	33.7479	26.6709	17.8935	78.3123
	S	114.492	93.386	99.185	103.800

Event: VP Racing Lubricants GP of Mid-Ohio

Round 17/18

Track: Mid-Ohio Sports Car Course

2.258 mile(s)



Report: Section Data Report

Indy Pro 2000 Championship

Session: Race 1

October 2, 2021

Section Data for Car 51 - Abel, Jacob

Lap	T/SF to I4	I4 to I6	I6 to SF	Lap	
20	T	33.7442	26.5277	18.0302	78.3021
	S	114.505	93.890	98.433	103.813
21	T	33.7789	26.6457	17.9823	78.4069
	S	114.387	93.474	98.696	103.675
22	T	34.2811	26.8879	17.9221	79.0911
	S	112.711	92.632	99.027	102.778
23	T	34.0049	26.9104	17.9866	78.9019
	S	113.627	92.555	98.672	103.024
24	T	34.1007	26.6673	20.4994	81.2674
	S	113.307	93.398	86.577	100.025
25	T	52.4743	48.6636	34.0247	135.1626
	S	73.633	51.182	52.161	60.141

Event: VP Racing Lubricants GP of Mid-Ohio
 Track: Mid-Ohio Sports Car Course
 Report: Section Data Report
 Session: Race 1

Round 17/18
 2.258 mile(s)



Indy Pro 2000 Championship
 October 2, 2021

Section Data for Car 55 - Gold, Reece (R)

Lap	T/SF to I4	I4 to I6	I6 to SF	Lap	
1	T	37.3494	28.5073	18.3939	84.2506
	S	103.452	87.370	96.487	96.484
2	T	34.4860	27.1129	18.1998	79.7987
	S	112.042	91.863	97.516	101.866
3	T	33.9086	26.8910	17.9532	78.7528
	S	113.949	92.621	98.856	103.219
4	T	33.7347	26.6537	17.9454	78.3338
	S	114.537	93.446	98.898	103.771
5	T	33.7243	26.6452	17.9749	78.3444
	S	114.572	93.476	98.736	103.757
6	T	33.7512	26.6770	17.9139	78.3421
	S	114.481	93.364	99.072	103.760
7	T	33.7343	26.6118	17.9229	78.2690
	S	114.538	93.593	99.023	103.857
8	T	33.6919	26.6153	18.0549	78.3621
	S	114.682	93.581	98.299	103.734
9	T	33.7458	26.7465	17.9771	78.4694
	S	114.499	93.122	98.724	103.592
10	T	33.7989	26.7958	17.9104	78.5051
	S	114.319	92.950	99.092	103.545
11	T	33.6985	26.7171	18.0174	78.4330
	S	114.660	93.224	98.503	103.640
12	T	33.7591	26.8569	17.9459	78.5619
	S	114.454	92.739	98.896	103.470
13	T	33.7319	27.2713	17.9806	78.9838
	S	114.546	91.330	98.705	102.917
14	T	33.7144	26.8417	17.9585	78.5146
	S	114.606	92.792	98.826	103.532
15	T	33.7388	26.8149	17.9938	78.5475
	S	114.523	92.884	98.632	103.489
16	T	33.8371	26.7290	17.9526	78.5187
	S	114.190	93.183	98.859	103.527
17	T	33.7368	26.8843	17.9625	78.5836
	S	114.530	92.644	98.804	103.441
18	T	33.6675	26.9244	18.0447	78.6366
	S	114.765	92.506	98.354	103.372
19	T	33.7906	26.8023	18.0338	78.6267
	S	114.347	92.928	98.414	103.385

Event: VP Racing Lubricants GP of Mid-Ohio

Round 17/18

Track: Mid-Ohio Sports Car Course

2.258 mile(s)



Report: Section Data Report

Indy Pro 2000 Championship

Session: Race 1

October 2, 2021

Section Data for Car 55 - Gold, Reece (R)

Lap	T/SF to I4	I4 to I6	I6 to SF	Lap	
20	T	33.5249	26.8745	17.9272	78.3266
	S	115.254	92.678	98.999	103.781
21	T	33.8227	26.7305	17.9894	78.5426
	S	114.239	93.178	98.657	103.495
22	T	33.7089	26.6518	17.9908	78.3515
	S	114.624	93.453	98.649	103.748
23	T	34.1471	27.1616	18.1033	79.4120
	S	113.153	91.699	98.036	102.362
24	T	33.9435	26.9078	18.3281	79.1794
	S	113.832	92.564	96.833	102.663
25	T	55.2441	48.3953	33.9030	137.5424
	S	69.942	51.465	52.349	59.100

Event: VP Racing Lubricants GP of Mid-Ohio

Round 17/18

Track: Mid-Ohio Sports Car Course

2.258 mile(s)



Report: Section Data Report

Indy Pro 2000 Championship

Session: Race 1

October 2, 2021

Section Data for Car 91 - Eves, Braden

Lap	T/SF to I4	I4 to I6	I6 to SF	Lap	
1	T	37.4643	27.6862	18.3094	83.4599
	S	103.135	89.961	96.932	97.398
2	T	34.1502	27.0142	17.9920	79.1564
	S	113.143	92.199	98.642	102.693
3	T	33.8649	26.7820	18.0086	78.6555
	S	114.096	92.998	98.551	103.347
4	T	33.9648	26.7806	18.0774	78.8228
	S	113.761	93.003	98.176	103.128
5	T	33.8671	26.8149	17.9065	78.5885
	S	114.089	92.884	99.113	103.435
6	T	33.7217	26.6498	17.8377	78.2092
	S	114.581	93.460	99.496	103.937
7	T	33.9412	26.6049	17.8636	78.4097
	S	113.840	93.617	99.351	103.671
8	T	33.8751	26.7201	18.1436	78.7388
	S	114.062	93.214	97.818	103.238
9	T	33.8726	26.6573	18.0204	78.5503
	S	114.070	93.433	98.487	103.485
10	T	33.8407	26.5760	17.8484	78.2651
	S	114.178	93.719	99.436	103.862
11	T	33.8301	26.7516	18.0985	78.6802
	S	114.214	93.104	98.062	103.314
12	T	33.8604	26.6817	18.0966	78.6387
	S	114.112	93.348	98.072	103.369
13	T	33.8588	27.0098	18.0187	78.8873
	S	114.117	92.214	98.496	103.043
14	T	33.7866	26.7668	17.9784	78.5318
	S	114.361	93.051	98.717	103.510
15	T	33.8812	26.7146	17.9442	78.5400
	S	114.042	93.233	98.905	103.499
16	T	33.7286	26.7459	18.0195	78.4940
	S	114.557	93.124	98.492	103.560
17	T	33.8173	26.7430	17.8886	78.4489
	S	114.257	93.134	99.212	103.619
18	T	33.9164	26.7742	17.9749	78.6655
	S	113.923	93.025	98.736	103.334
19	T	33.8513	26.7144	17.9102	78.4759
	S	114.142	93.234	99.093	103.583

Event: VP Racing Lubricants GP of Mid-Ohio

Round 17/18

Track: Mid-Ohio Sports Car Course

2.258 mile(s)



Report: Section Data Report

Indy Pro 2000 Championship

Session: Race 1

October 2, 2021

Section Data for Car 91 - Eves, Braden

Lap	T/SF to I4	I4 to I6	I6 to SF	Lap	
20	T	33.8927	26.7269	17.9433	78.5629
	S	114.003	93.190	98.910	103.469
21	T	33.7592	26.7263	17.9425	78.4280
	S	114.454	93.192	98.914	103.647
22	T	33.7130	26.7079	17.9231	78.3440
	S	114.610	93.256	99.022	103.758
23	T	33.9041	26.9109	18.0799	78.8949
	S	113.964	92.553	98.163	103.033
24	T	33.8575	26.9348	18.4537	79.2460
	S	114.121	92.471	96.174	102.577
25	T	55.8438	48.1810	33.8252	137.8500
	S	69.191	51.694	52.469	58.968

Event: VP Racing Lubricants GP of Mid-Ohio

Round 17/18

Track: Mid-Ohio Sports Car Course

2.258 mile(s)



Report: Section Data Report

Indy Pro 2000 Championship






Session: Race 1

October 2, 2021

Section Data for Car

Report Support Information

Section Legend	
Name	Length
SF to I4	1.073295 miles
I4 to I6	0.691856 miles
I6 to SF	0.492992 miles
Lap	2.258000 miles
SFP to SFP	2.258002 miles
SFP to I4	1.073295 miles
I6 to SFP	0.492992 miles

Color Legend	
	Fastest Lap
	Section Under Caution
	Section Under Green
	Section Time Data
	Section Speed Data

