

**Event:** VP Racing Lubricants GP of Mid-Ohio  
**Track:** Mid-Ohio Sports Car Course  
**Report:** Section Data Report  
**Session:** Race 2

**Round 17/18**  
**2.258 mile(s)**



**Indy Pro 2000 Championship**  
**October 3, 2021**

**Section Data for Car 1 - Rasmussen, Christian (R)**

Lap	T/SF to I4	I4 to I6	I6 to SF	Lap	
1	T	73.6214	52.7210	42.9793	169.3217
	S	52.483	47.243	41.294	48.008
2	T	40.3197	37.5793	27.2848	105.1838
	S	95.831	66.278	65.046	77.282
3	T	66.2850	60.1532	37.3045	163.7427
	S	58.292	41.406	47.575	49.644
4	T	38.1092	35.7471	22.9884	96.8447
	S	101.389	69.675	77.203	83.936
5	T	37.5580	34.3942	22.2276	94.1798
	S	102.877	72.416	79.845	86.312
6	T	37.2058	33.9741	22.0275	93.2074
	S	103.851	73.311	80.571	87.212
7	T	37.7025	33.9128	21.7760	93.3913
	S	102.483	73.444	81.501	87.040
8	T	37.2601	33.8182	21.7702	92.8485
	S	103.700	73.649	81.523	87.549
9	T	45.0440	35.2236	25.3158	105.5834
	S	85.780	70.711	70.105	76.989
10	T	60.1556	56.5493	37.6706	154.3755
	S	64.231	44.044	47.113	52.656
11	T	66.7253	51.2631	34.5925	152.5809
	S	57.907	48.586	51.305	53.275
12	T	37.7408	32.4085	21.4782	91.6275
	S	102.379	76.853	82.631	88.716
13	T	37.4194	32.5693	21.6324	91.6211
	S	103.258	76.473	82.042	88.722
14	T	37.9736	32.0282	21.0852	91.0870
	S	101.751	77.765	84.171	89.242
15	T	38.1505	32.6903	21.1896	92.0304
	S	101.280	76.190	83.757	88.327
16	T	37.7512	32.4987	21.0731	91.3230
	S	102.351	76.639	84.220	89.012
17	T	37.6425	32.6878	20.9262	91.2565
	S	102.646	76.196	84.811	89.076
18	T	38.0984	32.4464	21.0185	91.5633
	S	101.418	76.763	84.439	88.778
19	T	38.3350	32.7235	21.0444	92.1029
	S	100.792	76.113	84.335	88.258

Event: VP Racing Lubricants GP of Mid-Ohio

Round 17/18

Track: Mid-Ohio Sports Car Course

2.258 mile(s)



Report: Section Data Report

Indy Pro 2000 Championship

Session: Race 2

October 3, 2021

Section Data for Car 1 - Rasmussen, Christian (R)

Lap	T/SF to I4	I4 to I6	I6 to SF	Lap	
20	T	37.8236	34.3935	26.8260	99.0431
	S	102.155	72.417	66.159	82.073
21	T	72.1728	53.4189	31.3750	156.9667
	S	53.536	46.625	56.566	51.787
22	T	37.7882	32.1556	20.8297	90.7735
	S	102.251	77.457	85.204	89.550
23	T	37.3833	31.5473	20.7514	89.6820
	S	103.358	78.951	85.525	90.640
24	T	39.1339	31.9354	20.5967	91.6660
	S	98.734	77.991	86.168	88.678
25	T	37.2744	31.6194	20.5148	89.4086
	S	103.660	78.771	86.512	90.917

**Event:** VP Racing Lubricants GP of Mid-Ohio  
**Track:** Mid-Ohio Sports Car Course  
**Report:** Section Data Report  
**Session:** Race 2

**Round 17/18**  
**2.258 mile(s)**



**Indy Pro 2000 Championship**  
**October 3, 2021**

**Section Data for Car 18 - McElrea, Hunter**

Lap	T/SF to I4	I4 to I6	I6 to SF	Lap	
1	T	71.6182	56.6381	46.7906	175.0469
	S	53.951	43.975	37.930	46.438
2	T	40.2651	35.4381	24.9077	100.6109
	S	95.961	70.283	71.254	80.794
3	T	67.8261	62.0435	38.5202	168.3898
	S	56.967	40.144	46.074	48.274
4	T	38.0292	35.3478	22.7576	96.1346
	S	101.603	70.462	77.986	84.556
5	T	37.6636	34.9273	22.1297	94.7206
	S	102.589	71.310	80.199	85.819
6	T	37.1425	33.8587	21.9315	92.9327
	S	104.028	73.561	80.923	87.470
7	T	37.1843	34.0030	22.0213	93.2086
	S	103.911	73.249	80.593	87.211
8	T	37.0123	35.5384	22.1856	94.7363
	S	104.394	70.084	79.997	85.804
9	T	46.4374	35.7522	25.6321	107.8217
	S	83.206	69.665	69.240	75.391
10	T	59.8506	56.6735	37.5964	154.1205
	S	64.558	43.948	47.206	52.743
11	T	66.8666	50.9862	34.2671	152.1199
	S	57.785	48.850	51.792	53.437
12	T	37.8964	33.5511	21.4880	92.9355
	S	101.959	74.235	82.594	87.467
13	T	37.2835	32.7686	21.3718	91.4239
	S	103.635	76.008	83.043	88.913
14	T	37.3326	32.7779	21.3523	91.4628
	S	103.498	75.987	83.119	88.875
15	T	45.9258	32.3059	21.3478	99.5795
	S	84.133	77.097	83.136	81.631
16	T	37.4170	32.2880	21.2117	90.9167
	S	103.265	77.140	83.670	89.409
17	T	37.0536	32.2367	20.9043	90.1946
	S	104.278	77.262	84.900	90.125
18	T	37.5146	32.3626	21.2526	91.1298
	S	102.996	76.962	83.508	89.200
19	T	37.9587	33.3612	21.4444	92.7643
	S	101.791	74.658	82.762	87.629

Event: VP Racing Lubricants GP of Mid-Ohio

Round 17/18

Track: Mid-Ohio Sports Car Course

2.258 mile(s)

Report: Section Data Report

Indy Pro 2000 Championship



Session: Race 2

October 3, 2021

Section Data for Car 18 - McElrea, Hunter

Lap	T/SF to I4	I4 to I6	I6 to SF	Lap	
20	T	38.9229	34.8944	24.3470	98.1643
	S	99.270	71.378	72.895	82.808
21	T	68.4143	54.4128	30.0184	152.8455
	S	56.477	45.774	59.123	53.183
22	T	38.3482	32.9216	20.9778	92.2476
	S	100.757	75.655	84.602	88.119
23	T	37.3844	31.9794	20.9863	90.3501
	S	103.355	77.884	84.568	89.970
24	T	37.7060	31.9916	20.5956	90.2932
	S	102.473	77.854	86.172	90.027
25	T	37.5400	31.2736	20.9495	89.7631
	S	102.927	79.642	84.717	90.558

Event: VP Racing Lubricants GP of Mid-Ohio

Round 17/18

Track: Mid-Ohio Sports Car Course

2.258 mile(s)



Report: Section Data Report

Indy Pro 2000 Championship

Session: Race 2

October 3, 2021

Section Data for Car 19 - Missig, Jordan (R)

Lap	T/SF to I4	I4 to I6	I6 to SF	Lap
1	T 72.7541	53.8804	44.2514	170.8859
	S 53.109	46.226	40.107	47.569
2	T 40.6851	51.2735	23.8982	115.8568
	S 94.970	48.576	74.264	70.162
3	T 57.8849	59.6370		162.7296
	S 66.751	41.764		49.953
4	T	39.4171	24.0447	161.1178
	S	63.188	73.811	50.453
5	T 39.4075	36.7797	22.9631	99.1503
	S 98.049	67.719	77.288	81.985
6	T 37.9979	35.7031	22.9418	96.6428
	S 101.686	69.761	77.360	84.112
7	T 37.6083	34.8990	22.3767	94.8840
	S 102.740	71.368	79.313	85.671
8	T 223.2504	39.6858	23.7482	286.6844
	S 17.307	62.760	74.733	28.355
9	T 55.6270	49.6251	33.6825	138.9346
	S 69.460	50.190	52.691	58.508
10	T 38.2944	34.4772	21.7720	94.5436
	S 100.899	72.241	81.516	85.979
11	T 36.8438	33.2750	21.3941	91.5129
	S 104.871	74.851	82.956	88.827
12	T 36.5412	32.5626	21.0021	90.1059
	S 105.740	76.489	84.505	90.214
13	T 36.6065	31.9986	21.2973	89.9024
	S 105.551	77.837	83.333	90.418
14	T 36.7333	33.3014	21.7125	91.7472
	S 105.187	74.792	81.740	88.600
15	T 37.0554	32.4709	20.8984	90.4247
	S 104.273	76.705	84.924	89.896
16	T 37.3337	31.9351	20.7210	89.9898
	S 103.495	77.992	85.651	90.330
17	T 36.1252	31.4211	20.4086	87.9549
	S 106.958	79.268	86.962	92.420
18	T 36.0836	33.3755	31.5685	101.0276
	S 107.081	74.626	56.220	80.461
19	T 73.0389	54.1964	34.4928	161.7281
	S 52.901	45.957	51.453	50.262

Event: VP Racing Lubricants GP of Mid-Ohio

Round 17/18

Track: Mid-Ohio Sports Car Course

2.258 mile(s)



Report: Section Data Report

Indy Pro 2000 Championship

Session: Race 2

October 3, 2021

Section Data for Car 19 - Missig, Jordan (R)

Lap	T/SF to I4	I4 to I6	I6 to SF	Lap	
20	T	39.1747	33.3749	20.6568	93.2064
	S	98.632	74.627	85.917	87.213
21	T	36.3523	32.6198	20.6842	89.6563
	S	106.289	76.355	85.803	90.666
22	T	37.6660	32.1470	20.3377	90.1507
	S	102.582	77.478	87.265	90.169
23	T	37.0502	31.7722	20.4213	89.2437
	S	104.287	78.392	86.908	91.085

Event: VP Racing Lubricants GP of Mid-Ohio  
Track: Mid-Ohio Sports Car Course  
Report: Section Data Report  
Session: Race 2

Round 17/18  
2.258 mile(s)



Indy Pro 2000 Championship  
October 3, 2021

Section Data for Car 22 - Ahmed, Enaam (R)

Lap	T/SF to I4	I4 to I6	I6 to SF	Lap	
1	T	71.8632	56.2568	46.8272	174.9472
	S	53.767	44.273	37.900	46.464
2	T	40.6969	36.0916	25.0940	101.8825
	S	94.942	69.010	70.725	79.786
3	T	67.4023	61.5518	38.6493	167.6034
	S	57.325	40.465	45.920	48.500
4	T	38.0552	35.2064	22.9585	96.2201
	S	101.533	70.745	77.304	84.481
5	T	37.3948	34.6868	22.2731	94.3547
	S	103.326	71.805	79.682	86.152
6	T	37.3103	33.6534	21.7764	92.7401
	S	103.560	74.010	81.500	87.651
7	T	37.3364	33.9104	22.0130	93.2598
	S	103.488	73.449	80.624	87.163
8	T	36.9206	33.8086	21.7480	92.4772
	S	104.653	73.670	81.606	87.901
9	T	38.2543	33.9561	27.3093	99.5197
	S	101.005	73.350	64.988	81.680
10	T	67.0691	55.6895	37.7293	160.4879
	S	57.610	44.724	47.040	50.651
11	T	66.4958	51.7943	36.1621	154.4522
	S	58.107	48.088	49.078	52.630
12	T	37.1865	32.8272	21.4691	91.4828
	S	103.905	75.873	82.666	88.856
13	T	37.2088	33.1236	21.1496	91.4820
	S	103.843	75.194	83.915	88.857
14	T	36.7640	32.5913	21.1794	90.5347
	S	105.099	76.422	83.797	89.787
15	T	37.3021	32.8601	20.9868	91.1490
	S	103.583	75.797	84.566	89.181
16	T	37.2973	32.4689	20.8601	90.6263
	S	103.596	76.710	85.080	89.696
17	T	37.4224	32.4884	21.0165	90.9273
	S	103.250	76.664	84.447	89.399
18	T	37.5464	32.3108	20.9615	90.8187
	S	102.909	77.085	84.668	89.506
19	T	37.5005	32.4587	20.8988	90.8580
	S	103.035	76.734	84.922	89.467

Event: VP Racing Lubricants GP of Mid-Ohio

Round 17/18

Track: Mid-Ohio Sports Car Course

2.258 mile(s)



Report: Section Data Report

Indy Pro 2000 Championship

Session: Race 2

October 3, 2021

Section Data for Car 22 - Ahmed, Enaam (R)

Lap	T/SF to I4	I4 to I6	I6 to SF	Lap	
20	T	37.3667	34.3750	31.5476	103.2893
	S	103.404	72.456	56.257	78.699
21	T	72.5742	54.1258	31.7798	158.4798
	S	53.240	46.017	55.846	51.292
22	T	37.4384	32.3819	20.9317	90.7520
	S	103.206	76.916	84.789	89.572
23	T	36.7552	31.9627	21.0866	89.8045
	S	105.124	77.925	84.166	90.517
24	T	37.4051	31.6932	20.8290	89.9273
	S	103.298	78.587	85.207	90.393
25	T	37.0395	32.1443	21.0216	90.2054
	S	104.317	77.484	84.426	90.114



Event: VP Racing Lubricants GP of Mid-Ohio  
Track: Mid-Ohio Sports Car Course  
Report: Section Data Report  
Session: Race 2

Round 17/18  
2.258 mile(s)



Indy Pro 2000 Championship  
October 3, 2021

Section Data for Car 3 - Roe, James (R)

Lap	T/SF to I4	I4 to I6	I6 to SF	Lap	
1	T	71.1613	55.6065	45.1379	171.9057
	S	54.297	44.791	39.319	47.286
2	T	40.1216	36.4603	25.5720	102.1539
	S	96.304	68.312	69.403	79.574
3	T	66.9642	61.2301	38.5246	166.7189
	S	57.700	40.677	46.069	48.758
4	T	38.4959	35.2981	22.6971	96.4911
	S	100.371	70.561	78.194	84.244
5	T	38.0812	34.4038	21.9756	94.4606
	S	101.464	72.396	80.761	86.055
6	T	36.9332	34.1229	22.3392	93.3953
	S	104.618	72.992	79.447	87.036
7	T	36.8476	33.9407	22.1097	92.8980
	S	104.861	73.383	80.271	87.502
8	T	36.7145	33.7363	21.6024	92.0532
	S	105.241	73.828	82.156	88.305
9	T	45.4540	33.9651	23.7514	103.1705
	S	85.006	73.331	74.723	78.790
10	T	64.1538	55.5856	37.9053	157.6447
	S	60.228	44.808	46.821	51.564
11	T	66.7729	51.9046	35.0854	153.7629
	S	57.866	47.986	50.584	52.866
12	T	37.0784	32.9883	21.1973	91.2640
	S	104.208	75.502	83.726	89.069
13	T	36.8673	32.2006	20.9730	90.0409
	S	104.805	77.349	84.622	90.279
14	T	36.5120	31.9749	21.1074	89.5943
	S	105.824	77.895	84.083	90.729
15	T	36.8436	32.1508	21.0822	90.0766
	S	104.872	77.469	84.183	90.243
16	T	37.1533	32.4701	21.3895	91.0129
	S	103.998	76.707	82.974	89.315
17	T	37.4451	32.4882	21.0387	90.9720
	S	103.187	76.664	84.358	89.355
18	T	37.2010	32.3091	21.1526	90.6627
	S	103.865	77.089	83.903	89.660
19	T	37.2007	32.1315	21.2036	90.5358
	S	103.865	77.515	83.701	89.785

Event: VP Racing Lubricants GP of Mid-Ohio

Round 17/18

Track: Mid-Ohio Sports Car Course

2.258 mile(s)

Report: Section Data Report

Indy Pro 2000 Championship



Session: Race 2

October 3, 2021

Section Data for Car 3 - Roe, James (R)

Lap	T/SF to I4	I4 to I6	I6 to SF	Lap	
20	T	37.3413	32.8007	35.5081	105.6501
	S	103.474	75.934	49.982	76.941
21	T	72.7805	54.3519	31.4767	158.6091
	S	53.089	45.825	56.384	51.251
22	T	37.5143	31.9780	20.8935	90.3858
	S	102.997	77.887	84.944	89.934
23	T	37.2745	31.8588	20.7827	89.9160
	S	103.660	78.179	85.397	90.404
24	T	37.4876	31.8360	20.9988	90.3224
	S	103.070	78.235	84.518	89.998
25	T	37.5276	31.7563	21.3060	90.5899
	S	102.961	78.431	83.299	89.732

**Event:** VP Racing Lubricants GP of Mid-Ohio  
**Track:** Mid-Ohio Sports Car Course  
**Report:** Section Data Report  
**Session:** Race 2

**Round 17/18**  
**2.258 mile(s)**



**Indy Pro 2000 Championship**  
**October 3, 2021**

**Section Data for Car 40 - Miller, Jack William (R)**

Lap	T/SF to I4	I4 to I6	I6 to SF	Lap	
1	T	73.5383	53.0241	42.1302	168.6926
	S	52.542	46.973	42.126	48.187
2	T	41.2611	37.2899	26.9655	105.5165
	S	93.644	66.792	65.816	77.038
3	T	66.6032	59.7792	37.3993	163.7817
	S	58.013	41.665	47.455	49.632
4	T	38.7365	35.9928	23.1627	97.8920
	S	99.747	69.199	76.622	83.038
5	T	39.2309	35.3419	22.2651	96.8379
	S	98.490	70.474	79.711	83.942
6	T	39.1246	34.7604	22.1586	96.0436
	S	98.758	71.653	80.094	84.637
7	T	38.3689	33.8892	21.9000	94.1581
	S	100.703	73.495	81.040	86.331
8	T	37.9661	33.6467	21.3916	93.0044
	S	101.771	74.025	82.966	87.402
9	T	39.4729	35.0589	25.5615	100.0933
	S	97.886	71.043	69.431	81.212
10	T	59.5253	56.7029	37.3776	153.6058
	S	64.911	43.925	47.482	52.920
11	T	67.3347	50.2219	34.0686	151.6252
	S	57.383	49.594	52.094	53.611
12	T	38.0404	33.4767	21.4803	92.9974
	S	101.573	74.400	82.623	87.409
13	T	37.3091	33.0717	21.1609	91.5417
	S	103.564	75.312	83.870	88.799
14	T	37.3474	32.7183	20.7162	90.7819
	S	103.457	76.125	85.671	89.542
15	T	38.0432	32.1658	21.0727	91.2817
	S	101.565	77.433	84.221	89.052
16	T	37.0325	32.8997	21.2518	91.1840
	S	104.337	75.705	83.512	89.147
17	T	37.6681	32.8327	21.0196	91.5204
	S	102.577	75.860	84.434	88.820
18	T	38.2207	34.5808	20.7757	93.5772
	S	101.093	72.025	85.425	86.867
19	T	37.2186	32.1461	20.4513	89.8160
	S	103.815	77.480	86.780	90.505

Event: VP Racing Lubricants GP of Mid-Ohio

Round 17/18

Track: Mid-Ohio Sports Car Course

2.258 mile(s)



Report: Section Data Report

Indy Pro 2000 Championship

Session: Race 2

October 3, 2021

Section Data for Car 40 - Miller, Jack William (R)

Lap	T/SF to I4	I4 to I6	I6 to SF	Lap	
20	T	37.2712	34.6511	26.8136	98.7359
	S	103.669	71.879	66.189	82.329
21	T	72.2816	53.1296	31.1834	156.5946
	S	53.456	46.879	56.914	51.910
22	T	37.5978	32.6343	20.5472	90.7793
	S	102.768	76.321	86.375	89.545
23	T	37.3542	31.5678	20.7129	89.6349
	S	103.439	78.899	85.684	90.688
24	T	44.8799	32.3242	20.5245	97.7286
	S	86.093	77.053	86.471	83.177
25	T	37.2812	32.9639	20.6570	90.9021
	S	103.641	75.558	85.916	89.424

Event: VP Racing Lubricants GP of Mid-Ohio

Round 17/18

Track: Mid-Ohio Sports Car Course

2.258 mile(s)



Report: Section Data Report

Indy Pro 2000 Championship

Session: Race 2

October 3, 2021

Section Data for Car 42 - Petrov, Artem

Lap	T/SF to I4	I4 to I6	I6 to SF	Lap	
1	T	71.6350	56.2593	46.1138	174.0081
	S	53.938	44.271	38.487	46.715
2	T	39.6203	156.9885	23.2165	219.8253
	S	97.522	15.865	76.444	36.978
3	T	37.5605	34.9842	22.4897	95.0344
	S	102.870	71.194	78.915	85.535
4	T	37.9132	34.6577	22.2026	94.7735
	S	101.913	71.865	79.935	85.771
5	T	37.0184	34.0104	21.7056	92.7344
	S	104.377	73.233	81.766	87.657
6	T	37.0759	34.1346	21.6200	92.8305
	S	104.215	72.966	82.089	87.566
7	T	37.3141	34.0928	22.0988	93.5057
	S	103.550	73.056	80.311	86.934
8	T	38.5801	34.1189	22.3288	95.0278
	S	100.152	73.000	79.484	85.541
9	T	38.4025	34.4045	22.1776	94.9846
	S	100.615	72.394	80.025	85.580
10	T	40.0048	50.8061	36.5359	127.3468
	S	96.585	49.023	48.576	63.832
11	T	67.1217	49.9447	33.1733	150.2397
	S	57.565	49.869	53.500	54.106
12	T	37.5007	33.7736	22.3333	93.6076
	S	103.034	73.746	79.468	86.839
13	T	36.5666	32.9895	21.1016	90.6577
	S	105.666	75.499	84.106	89.665
14	T	37.1811	32.9397	21.0838	91.2046
	S	103.920	75.613	84.177	89.127
15	T	37.2436	32.8231	21.0564	91.1231
	S	103.746	75.882	84.287	89.207
16	T	37.3815	33.1256	21.8019	92.3090
	S	103.363	75.189	81.404	88.061
17	T	38.0278	32.8798	21.3066	92.2142
	S	101.606	75.751	83.297	88.151
18	T	37.2347	33.5217	21.3647	92.1211
	S	103.771	74.301	83.070	88.240
19	T	37.4589	32.8613	21.4492	91.7694
	S	103.149	75.794	82.743	88.579

Event: VP Racing Lubricants GP of Mid-Ohio

Round 17/18

Track: Mid-Ohio Sports Car Course

2.258 mile(s)



Report: Section Data Report

Indy Pro 2000 Championship

Session: Race 2

October 3, 2021

Section Data for Car 42 - Petrov, Artem

Lap	T/SF to I4	I4 to I6	I6 to SF	Lap	
20	T	37.7068	34.3211	26.7379	98.7658
	S	102.471	72.570	66.377	82.304
21	T	69.7059	54.0854	30.2850	154.0763
	S	55.431	46.051	58.602	52.758
22	T	37.3847	32.2526	20.7768	90.4141
	S	103.354	77.224	85.421	89.906
23	T	37.1110	31.9106	20.7374	89.7590
	S	104.116	78.052	85.583	90.563
24	T	37.3316	31.7158	20.7532	89.8006
	S	103.501	78.531	85.518	90.521
25	T	37.3110	31.7070	21.1032	90.1212
	S	103.558	78.553	84.100	90.199

Event: VP Racing Lubricants GP of Mid-Ohio  
Track: Mid-Ohio Sports Car Course  
Report: Section Data Report  
Session: Race 2

Round 17/18  
2.258 mile(s)  
Indy Pro 2000 Championship  
October 3, 2021



Section Data for Car 44 - Brooks, Christian (R)

Lap	T/SF to I4	I4 to I6	I6 to SF	Lap	
1	T	71.6650	55.8967	45.5705	173.1322
	S	53.916	44.559	38.946	46.951
2	T	40.5623	36.8810	26.0564	103.4997
	S	95.258	67.533	68.113	78.539
3	T	67.1088	60.7901	38.0402	165.9391
	S	57.576	40.972	46.655	48.987
4	T	38.6175	35.2188	22.6055	96.4418
	S	100.055	70.720	78.511	84.287
5	T	38.4602	34.2713	21.9563	94.6878
	S	100.464	72.675	80.832	85.848
6	T	37.5185	34.1089	21.7606	93.3880
	S	102.986	73.021	81.559	87.043
7	T	37.1888	33.8304	21.8026	92.8218
	S	103.899	73.623	81.402	87.574
8	T	37.1204	34.1325	22.0779	93.3308
	S	104.090	72.971	80.387	87.097
9	T	45.8003	34.9083	25.3116	106.0202
	S	84.363	71.349	70.117	76.672
10	T	60.3295	56.2908	37.8938	154.5141
	S	64.046	44.247	46.835	52.609
11	T	66.5864	51.4796	34.9395	153.0055
	S	58.028	48.382	50.796	53.128
12	T	38.0092	33.0352	21.4314	92.4758
	S	101.656	75.395	82.812	87.902
13	T	37.2853	32.7104	21.4325	91.4282
	S	103.630	76.143	82.808	88.909
14	T	37.2868	32.9508	21.3630	91.6006
	S	103.626	75.588	83.077	88.742
15	T	37.3236	32.8969	21.4645	91.6850
	S	103.523	75.712	82.684	88.660
16	T	37.2689	32.8081	21.3969	91.4739
	S	103.675	75.917	82.945	88.865
17	T	37.6875	32.7437	21.0970	91.5282
	S	102.524	76.066	84.124	88.812
18	T	39.0238	34.4002	21.1525	94.5765
	S	99.013	72.403	83.904	85.949
19	T	37.6473	32.8685	20.9077	91.4235
	S	102.633	75.777	84.886	88.914

Event: VP Racing Lubricants GP of Mid-Ohio

Round 17/18

Track: Mid-Ohio Sports Car Course

2.258 mile(s)



Report: Section Data Report

Indy Pro 2000 Championship

Session: Race 2

October 3, 2021

Section Data for Car 44 - Brooks, Christian (R)

Lap	T/SF to I4	I4 to I6	I6 to SF	Lap	
20	T	37.6105	34.9872	26.6745	99.2722
	S	102.734	71.188	66.534	81.884
21	T	69.7734	53.7107	30.8020	154.2861
	S	55.377	46.372	57.619	52.687
22	T	38.6100	32.3768	20.9587	91.9455
	S	100.074	76.928	84.680	88.409
23	T	37.1986	31.9670	20.9634	90.1290
	S	103.871	77.914	84.661	90.191
24	T	37.3774	31.9158	20.8518	90.1450
	S	103.374	78.039	85.114	90.175
25	T	37.3871	32.0051	20.5888	89.9810
	S	103.348	77.821	86.201	90.339



Event: VP Racing Lubricants GP of Mid-Ohio  
Track: Mid-Ohio Sports Car Course  
Report: Section Data Report  
Session: Race 2

Round 17/18  
2.258 mile(s)



Indy Pro 2000 Championship  
October 3, 2021

Section Data for Car 5 - Brichacek, Wyatt (R)

Lap	T/SF to I4	I4 to I6	I6 to SF	Lap	
1	T	71.9402	54.6740	44.5084	171.1226
	S	53.709	45.555	39.875	47.503
2	T	40.3336	36.8832	26.5330	103.7498
	S	95.798	67.529	66.889	78.350
3	T	67.1191	60.5930	37.6069	165.3190
	S	57.567	41.105	47.193	49.170
4	T	38.5665	36.4872	22.9287	97.9824
	S	100.187	68.262	77.404	82.962
5	T	38.1678	35.2525	22.2818	95.7021
	S	101.234	70.653	79.651	84.939
6	T	37.9123	34.4355	22.2058	94.5536
	S	101.916	72.329	79.924	85.970
7	T	38.6852	34.5278	22.0118	95.2248
	S	99.880	72.136	80.628	85.364
8	T	37.6265	33.4347	21.8462	92.9074
	S	102.690	74.494	81.239	87.494
9	T	39.6845	36.7682	26.0622	102.5149
	S	97.365	67.740	68.098	79.294
10	T	59.2875	56.8718	37.6154	153.7747
	S	65.172	43.795	47.182	52.862
11	T	67.1078	50.4510	34.1876	151.7464
	S	57.577	49.368	51.913	53.568
12	T	37.5398	33.9419	21.4785	92.9602
	S	102.927	73.381	82.630	87.444
13	T	37.1498	33.0652	21.1896	91.4046
	S	104.008	75.326	83.757	88.932
14	T	38.4999	32.7169	20.7411	91.9579
	S	100.360	76.128	85.568	88.397
15	T	37.5542	32.5669	21.0365	91.1576
	S	102.888	76.479	84.366	89.173
16	T	37.4665	32.7565	20.9723	91.1953
	S	103.128	76.036	84.625	89.136
17	T	37.8197	32.9518	21.3405	92.1120
	S	102.165	75.586	83.165	88.249
18	T	38.2405	34.1577	21.2804	93.6786
	S	101.041	72.917	83.399	86.773
19	T	38.2420	32.9965	21.2208	92.4593
	S	101.037	75.483	83.634	87.918

Event: VP Racing Lubricants GP of Mid-Ohio

Round 17/18

Track: Mid-Ohio Sports Car Course

2.258 mile(s)



Report: Section Data Report

Indy Pro 2000 Championship

Session: Race 2

October 3, 2021

Section Data for Car 5 - Brichacek, Wyatt (R)

Lap	T/SF to I4	I4 to I6	I6 to SF	Lap	
20	T	39.6398	34.1459	25.6672	99.4529
	S	97.474	72.942	69.146	81.735
21	T	69.3452	54.1439	30.1813	153.6704
	S	55.719	46.001	58.804	52.898
22	T	38.3000	32.8913	20.7120	91.9033
	S	100.884	75.725	85.688	88.449
23	T	37.4811	32.4344	20.6934	90.6089
	S	103.088	76.791	85.765	89.713
24	T	37.7662	37.3821	21.1867	96.3350
	S	102.310	66.628	83.768	84.381
25	T	37.8026	32.7232	20.7607	91.2865
	S	102.212	76.114	85.487	89.047

Event: VP Racing Lubricants GP of Mid-Ohio  
 Track: Mid-Ohio Sports Car Course  
 Report: Section Data Report  
 Session: Race 2

Round 17/18  
 2.258 mile(s)



Indy Pro 2000 Championship  
 October 3, 2021

Section Data for Car 51 - Abel, Jacob

Lap	T/SF to I4	I4 to I6	I6 to SF	Lap	
1	T	72.7762	53.1628	43.7378	169.6768
	S	53.092	46.850	40.578	47.908
2	T	40.5660	37.3494	27.2521	105.1675
	S	95.249	66.686	65.124	77.294
3	T	66.1719	60.0422	37.6892	163.9033
	S	58.391	41.482	47.090	49.595
4	T	38.6856	36.2538	23.4181	98.3575
	S	99.879	68.701	75.786	82.645
5	T	39.0266	35.4520	22.5416	97.0202
	S	99.006	70.255	78.733	83.785
6	T	38.8079	34.8280	22.7507	96.3866
	S	99.564	71.514	78.010	84.335
7	T	38.6202	34.4710	22.4470	95.5382
	S	100.048	72.254	79.065	85.084
8	T	38.0093	34.2898	21.6449	93.9440
	S	101.656	72.636	81.995	86.528
9	T	40.4511	36.4033	26.7027	103.5571
	S	95.519	68.419	66.464	78.496
10	T	54.5825	57.1606	37.2160	148.9591
	S	70.789	43.573	47.688	54.571
11	T	67.0609	50.0211	33.8805	150.9625
	S	57.617	49.793	52.383	53.846
12	T	37.7904	33.3326	21.8364	92.9594
	S	102.245	74.722	81.276	87.445
13	T	37.5360	32.6767	21.5305	91.7432
	S	102.938	76.222	82.431	88.604
14	T	37.5563	33.3940	21.1857	92.1360
	S	102.882	74.585	83.772	88.226
15	T	37.9110	33.1065	21.4274	92.4449
	S	101.919	75.232	82.827	87.931
16	T	37.3560	32.4866	21.2462	91.0888
	S	103.434	76.668	83.534	89.240
17	T	37.8400	32.9735	21.2056	92.0191
	S	102.111	75.536	83.694	88.338
18	T	38.0835	33.3278	21.5631	92.9744
	S	101.458	74.733	82.306	87.431
19	T	37.7290	32.4608	21.0803	91.2701
	S	102.411	76.729	84.191	89.063

Event: VP Racing Lubricants GP of Mid-Ohio

Round 17/18

Track: Mid-Ohio Sports Car Course

2.258 mile(s)

Report: Section Data Report

Indy Pro 2000 Championship

Session: Race 2

October 3, 2021



Section Data for Car 51 - Abel, Jacob

Lap	T/SF to I4	I4 to I6	I6 to SF	Lap
20	T	37.7339	34.9073	103.9544
	S	102.398	71.351	78.196
21	T		32.8632	178.8214
	S		75.789	45.458
22	T	36.4741	30.5214	87.1599
	S	105.934	81.604	93.263
23	T	35.9956	30.2236	86.0186
	S	107.343	82.409	94.500
24	T	35.8286	30.5628	86.0188
	S	107.843	81.494	94.500
25	T	35.4952	30.2751	85.3126
	S	108.856	82.268	95.283

**Event:** VP Racing Lubricants GP of Mid-Ohio  
**Track:** Mid-Ohio Sports Car Course  
**Report:** Section Data Report  
**Session:** Race 2

**Round 17/18**  
**2.258 mile(s)**



**Indy Pro 2000 Championship**  
**October 3, 2021**

**Section Data for Car 55 - Gold, Reece (R)**

Lap	T/SF to I4	I4 to I6	I6 to SF	Lap	
1	T	71.0974	55.5654	44.8089	171.4717
	S	54.346	44.824	39.608	47.406
2	T	40.3223	36.9051	25.9284	103.1558
	S	95.824	67.489	68.449	78.801
3	T	67.1402	60.9311	37.9231	165.9944
	S	57.549	40.877	46.799	48.970
4	T	38.7021	52.8149	21.9478	113.4648
	S	99.836	47.159	80.863	71.642
5	T	37.5434	34.5940	21.4561	93.5935
	S	102.917	71.998	82.716	86.852
6	T	37.7552	34.2054	21.6824	93.6430
	S	102.340	72.815	81.853	86.806
7	T	37.3169	33.9763	22.0094	93.3026
	S	103.542	73.306	80.637	87.123
8	T	37.2897	33.8801	21.3903	92.5601
	S	103.617	73.515	82.971	87.822
9	T	38.9843	34.2437	26.4400	99.6680
	S	99.113	72.734	67.125	81.559
10	T	54.4640	57.1511	37.2909	148.9060
	S	70.943	43.581	47.593	54.590
11	T	67.0789	49.7373	33.8212	150.6374
	S	57.602	50.077	52.475	53.963
12	T	37.7727	33.6270	21.7117	93.1114
	S	102.292	74.068	81.743	87.302
13	T	37.1557	33.8987	20.9893	92.0437
	S	103.991	73.474	84.556	88.315
14	T	37.4891	33.0651	21.0952	91.6494
	S	103.066	75.327	84.132	88.695
15	T	38.2966	32.8510	21.2344	92.3820
	S	100.893	75.818	83.580	87.991
16	T	37.3900	33.0889	20.9045	91.3834
	S	103.339	75.272	84.899	88.953
17	T	37.6717	32.8374	21.1521	91.6612
	S	102.567	75.849	83.905	88.683
18	T	37.9849	33.8445	21.0968	92.9262
	S	101.721	73.592	84.125	87.476
19	T	38.2501	32.9214	20.5856	91.7571
	S	101.016	75.655	86.214	88.590

Event: VP Racing Lubricants GP of Mid-Ohio

Round 17/18

Track: Mid-Ohio Sports Car Course

2.258 mile(s)



Report: Section Data Report

Indy Pro 2000 Championship

Session: Race 2

October 3, 2021

Section Data for Car 55 - Gold, Reece (R)

Lap	T/SF to I4	I4 to I6	I6 to SF	Lap	
20	T	203.7203	34.6651	21.5738	259.9592
	S	18.967	71.850	82.265	31.270
21	T	37.8955	32.8555	20.7781	91.5291
	S	101.961	75.807	85.416	88.811
22	T	37.2148	32.4837	20.8776	90.5761
	S	103.826	76.675	85.008	89.746
23	T	37.5382	33.6411	20.7828	91.9621
	S	102.932	74.037	85.396	88.393
24	T	39.2566	33.7769	21.7819	94.8154
	S	98.426	73.739	81.479	85.733

**Event:** VP Racing Lubricants GP of Mid-Ohio  
**Track:** Mid-Ohio Sports Car Course  
**Report:** Section Data Report  
**Session:** Race 2

**Round 17/18**  
**2.258 mile(s)**



**Indy Pro 2000 Championship**  
**October 3, 2021**

**Section Data for Car 91 - Eves, Braden**

Lap	T/SF to I4	I4 to I6	I6 to SF	Lap	
1	T	71.6803	55.7240	45.3008	172.7051
	S	53.904	44.697	39.178	47.068
2	T	40.1170	35.2392	24.9542	100.3104
	S	96.315	70.679	71.121	81.036
3	T	67.8171	61.7178	38.4693	168.0042
	S	56.975	40.356	46.135	48.385
4	T	37.7034	34.4872	22.0000	94.1906
	S	102.481	72.220	80.671	86.302
5	T	37.2371	33.9609	21.6758	92.8738
	S	103.764	73.340	81.878	87.525
6	T	36.9336	33.8369	21.9885	92.7590
	S	104.616	73.608	80.714	87.634
7	T	37.0845	33.9546	21.7174	92.7565
	S	104.191	73.353	81.721	87.636
8	T	37.2709	33.4387	21.6451	92.3547
	S	103.670	74.485	81.994	88.017
9	T	43.8090	34.2339	27.4717	105.5146
	S	88.198	72.755	64.604	77.040
10	T	66.3996	55.8146	37.7101	159.9243
	S	58.191	44.624	47.064	50.829
11	T	66.4093	51.6681	35.9008	153.9782
	S	58.183	48.205	49.435	52.792
12	T	37.2893	33.4161	21.4577	92.1631
	S	103.619	74.535	82.710	88.200
13	T	37.2106	32.9467	21.6138	91.7711
	S	103.838	75.597	82.113	88.577
14	T	37.2665	32.6708	21.2954	91.2327
	S	103.682	76.236	83.341	89.100
15	T	37.6761	33.2127	22.6721	93.5609
	S	102.555	74.992	78.280	86.882
16	T	37.6139	33.7242	21.4287	92.7668
	S	102.724	73.854	82.822	87.626
17	T	37.6830	33.3337	21.3648	92.3815
	S	102.536	74.720	83.070	87.992
18	T	38.4226	33.6441	21.7196	93.7863
	S	100.562	74.030	81.713	86.674
19	T	38.3543	33.7994	21.6088	93.7625
	S	100.741	73.690	82.132	86.696

Event: VP Racing Lubricants GP of Mid-Ohio

Round 17/18

Track: Mid-Ohio Sports Car Course

2.258 mile(s)



Report: Section Data Report

Indy Pro 2000 Championship

Session: Race 2

October 3, 2021

Section Data for Car 91 - Eves, Braden

Lap	T/SF to I4	I4 to I6	I6 to SF	Lap	
20	T	38.5674	35.1031	24.1712	97.8417
	S	100.185	70.953	73.425	83.081
21	T	68.3841	54.3541	30.2313	152.9695
	S	56.502	45.823	58.706	53.140
22	T	38.0476	33.0785	21.0214	92.1475
	S	101.553	75.296	84.427	88.215
23	T	37.3265	32.2021	21.7885	91.3171
	S	103.515	77.345	81.455	89.017
24	T	37.9859	45.0640	21.3412	104.3911
	S	101.718	55.270	83.162	77.869
25	T	37.5977	32.5076	20.9735	91.0788
	S	102.769	76.618	84.620	89.250



Event: VP Racing Lubricants GP of Mid-Ohio

Round 17/18

Track: Mid-Ohio Sports Car Course

2.258 mile(s)



Report: Section Data Report

Indy Pro 2000 Championship






Session: Race 2

October 3, 2021

Section Data for Car

Report Support Information

Section Legend	
Name	Length
SF to I4	1.073295 miles
I4 to I6	0.691856 miles
I6 to SF	0.492992 miles
Lap	2.258000 miles
SFP to SFP	2.258002 miles
SFP to I4	1.073295 miles
I6 to SFP	0.492992 miles

Color Legend	
	Fastest Lap
	Section Under Caution
	Section Under Green
	Section Time Data
	Section Speed Data

