

Event: Indy Pro 2000 GP by Andersen Companies

Round 14/15/16

Track: New Jersey Motorsports Park

2.14 mile(s)



Report: Section Data Report

Indy Pro 2000 Championship

Session: Race 2

August 29, 2021

Section Data for Car 1 - Rasmussen, Christian (R)

Lap	T/SF to I1	I1 to I2	I2 to I3	I3 to SF	Lap	
1	T	40.4169	36.4364	51.9354	36.9291	165.7178
	S	54.118	48.428	42.142	42.354	46.489
2	T	29.6201	22.4752	35.3570		237.9492
	S	73.844	78.511	61.901		32.377
3	T		21.3821	31.1693	14.4064	101.8278
	S		82.524	70.218	108.569	75.657
4	T	25.1712	20.9382	30.7591	14.2305	91.0990
	S	86.896	84.274	71.154	109.911	84.567
5	T	25.0522	21.1739	31.1862	14.2731	91.6854
	S	87.309	83.336	70.180	109.583	84.026
6	T	24.7052	21.2529	30.5719	14.1184	90.6484
	S	88.535	83.026	71.590	110.784	84.988
7	T	24.9218	21.2767	30.5064	14.2361	90.9410
	S	87.765	82.933	71.744	109.868	84.714
8	T	24.8351	20.8258	31.4280	14.2139	91.3028
	S	88.072	84.729	69.640	110.040	84.379
9	T	24.8897	21.6192	32.7246	14.1176	93.3511
	S	87.879	81.619	66.880	110.790	82.527
10	T	25.0733	21.7269	30.1733	14.1303	91.1038
	S	87.235	81.215	72.536	110.691	84.563
11	T	24.4954	20.7695	30.5608	14.0571	89.8828
	S	89.293	84.958	71.616	111.267	85.712
12	T	24.6770	20.9007	30.5663	14.0546	90.1986
	S	88.636	84.425	71.603	111.287	85.412
13	T	24.6847	20.8999	30.7196	14.6368	90.9410
	S	88.608	84.428	71.246	106.860	84.714
14	T	25.8712	20.8614	30.4083	13.9667	91.1076
	S	84.545	84.584	71.975	111.987	84.559
15	T	24.4882	20.9383	30.3026	13.8896	89.6187
	S	89.319	84.274	72.226	112.609	85.964
16	T	24.7338	20.8040	30.8896	13.9280	90.3554
	S	88.433	84.818	70.854	112.298	85.263
17	T	24.8012	20.9719	30.1098	13.9790	89.8619
	S	88.192	84.139	72.689	111.889	85.732
18	T	24.3644	20.8240	30.0152	14.0219	89.2255
	S	89.773	84.736	72.918	111.546	86.343
19	T	24.4872	20.8399	32.2906	13.8617	91.4794
	S	89.323	84.671	67.779	112.835	84.216

Event: Indy Pro 2000 GP by Andersen Companies

Round 14/15/16

Track: New Jersey Motorsports Park

2.14 mile(s)



Report: Section Data Report

Indy Pro 2000 Championship

Session: Race 2

August 29, 2021

Section Data for Car 1 - Rasmussen, Christian (R)

Lap	T/SF to I1	I1 to I2	I2 to I3	I3 to SF	Lap	
20	T	24.5163	20.7834	34.6356	14.4975	94.4328
	S	89.217	84.902	63.190	107.887	81.582
21	T	24.2887	21.0146	29.9942	13.8427	89.1402
	S	90.053	83.968	72.969	112.990	86.426
22	T	24.3679	20.6849	30.0627	13.8858	89.0013
	S	89.760	85.306	72.802	112.640	86.561
23	T	24.4384	20.7908	29.7729	14.0134	89.0155
	S	89.501	84.871	73.511	111.614	86.547
24	T	23.8203	20.5029	30.4206	13.7641	88.5079
	S	91.824	86.063	71.946	113.636	87.043

Event: Indy Pro 2000 GP by Andersen Companies

Round 14/15/16

Track: New Jersey Motorsports Park

2.14 mile(s)



Report: Section Data Report

Indy Pro 2000 Championship

Session: Race 2

August 29, 2021

Section Data for Car 18 - McElrea, Hunter

Lap	T/SF to I1	I1 to I2	I2 to I3	I3 to SF	Lap	
1	T	46.7015	35.4728	55.1687	39.3295	176.6725
	S	46.835	49.744	39.672	39.769	43.606
2	T	27.4776	21.5055	31.5500	14.5898	95.1229
	S	79.602	82.051	69.370	107.204	80.990
3	T	25.1531	21.2318	31.7324	14.3970	92.5143
	S	86.958	83.109	68.972	108.640	83.274
4	T	24.8623	21.2214	31.5797	14.4279	92.0913
	S	87.975	83.149	69.305	108.407	83.656
5	T	24.8283	21.0806	31.3141	14.3808	91.6038
	S	88.096	83.705	69.893	108.762	84.101
6	T	24.6662	20.9116	31.2431	14.4690	91.2899
	S	88.675	84.381	70.052	108.099	84.390
7	T	24.8774	20.9684	30.7807	14.4996	91.1261
	S	87.922	84.153	71.104	107.871	84.542
8	T	24.8327	20.9973	31.2738	14.6306	91.7344
	S	88.080	84.037	69.983	106.905	83.982
9	T	24.7989	21.0652	31.2149	14.5663	91.6453
	S	88.200	83.766	70.115	107.377	84.063
10	T	25.0169	21.0085	30.8152	14.5589	91.3995
	S	87.432	83.992	71.025	107.432	84.289
11	T	25.1361	21.0911	30.6155	14.4546	91.2973
	S	87.017	83.663	71.488	108.207	84.384
12	T	25.2044	21.1173	30.8363	14.3560	91.5140
	S	86.781	83.559	70.976	108.950	84.184
13	T	24.9506	21.2061	30.9654	14.4383	91.5604
	S	87.664	83.209	70.680	108.329	84.141
14	T	24.9080	21.1815	30.8326	14.5008	91.4229
	S	87.814	83.306	70.984	107.862	84.268
15	T	24.8780	21.1403	30.9117	14.4500	91.3800
	S	87.920	83.468	70.803	108.242	84.307
16	T	25.1351	21.4146	30.9658	14.4984	92.0139
	S	87.021	82.399	70.679	107.880	83.726
17	T	25.2321	21.1576	30.8379	14.5401	91.7677
	S	86.686	83.400	70.972	107.571	83.951
18	T	25.0356	21.2403	30.9571	14.2932	91.5262
	S	87.366	83.075	70.699	109.429	84.173
19	T	24.7809	20.9148	30.7676	14.2372	90.7005
	S	88.264	84.368	71.134	109.859	84.939

Event: Indy Pro 2000 GP by Andersen Companies

Round 14/15/16

Track: New Jersey Motorsports Park

2.14 mile(s)



Report: Section Data Report

Indy Pro 2000 Championship

Session: Race 2

August 29, 2021

Section Data for Car 18 - McElrea, Hunter

Lap	T/SF to I1	I1 to I2	I2 to I3	I3 to SF	Lap	
20	T	24.6022	21.0885	30.3860	14.1101	90.1868
	S	88.906	83.673	72.028	110.849	85.423
21	T	24.4773	20.9208	30.4843	14.3721	90.2545
	S	89.359	84.344	71.796	108.828	85.359
22	T	24.4301	20.9292	30.2472	14.0629	89.6694
	S	89.532	84.310	72.358	111.221	85.916
23	T	24.1758	20.8538	30.4065	14.0589	89.4950
	S	90.474	84.615	71.979	111.253	86.083
24	T	23.8848	20.6938	30.0281	14.0202	88.6269
	S	91.576	85.269	72.886	111.560	86.926
25	T	23.7509	20.6819	29.7253	14.0441	88.2022
	S	92.092	85.318	73.629	111.370	87.345
26	T	28.4110	23.9513			
	S	76.987	73.672			

Event: Indy Pro 2000 GP by Andersen Companies

Round 14/15/16

Track: New Jersey Motorsports Park

2.14 mile(s)



Report: Section Data Report

Indy Pro 2000 Championship

Session: Race 2

August 29, 2021

Section Data for Car 21 - Simpson, Kyffin (R)

Lap	T/SF to I1	I1 to I2	I2 to I3	I3 to SF	Lap	
1	T	41.8670	36.6180	51.6197	35.7214	165.8261
	S	52.243	48.188	42.399	43.786	46.458
2	T	30.4898	23.6067	34.1962	15.8163	104.1090
	S	71.738	74.748	64.002	98.891	73.999
3	T	27.1305	22.8105	33.6549	15.6442	99.2401
	S	80.620	77.357	65.032	99.979	77.630
4	T	26.8469	22.5850	33.5417	15.7406	98.7142
	S	81.472	78.129	65.251	99.367	78.043
5	T	26.8447	22.4521	425.9367		100.4994
	S	81.479	78.592	5.138		76.657
6	T					98.0750
	S					78.552
7	T					97.4534
	S					79.053
8	T					97.4535
	S					79.053
9	T			15.4109		97.1631
	S			101.493		79.289
10	T	26.5162	22.2232	33.1788	15.7470	97.6652
	S	82.488	79.401	65.965	99.326	78.882
11	T	26.6857	21.9465	32.8362	15.3744	96.8428
	S	81.964	80.402	66.653	101.733	79.552
12	T				15.5997	96.8857
	S				100.264	79.516
13	T	26.5101	22.1197	34.4592	15.5194	98.6084
	S	82.507	79.773	63.514	100.783	78.127
14	T	26.4045	21.9287	32.5678	15.4074	96.3084
	S	82.837	80.467	67.202	101.516	79.993
15	T	26.3215	21.9967	32.6660	15.5735	96.5577
	S	83.098	80.219	67.000	100.433	79.786
16	T	27.7344	22.2598	32.3040	15.8825	98.1807
	S	78.865	79.270	67.751	98.479	78.468
17	T	27.2480	22.0999	31.9438	15.4043	96.6960
	S	80.273	79.844	68.515	101.536	79.672
18	T	26.1150	21.7597	32.4704	15.2297	95.5748
	S	83.755	81.092	67.404	102.700	80.607
19	T	26.2477	21.8212	32.2881	15.3024	95.6594
	S	83.332	80.864	67.785	102.212	80.536

Event: Indy Pro 2000 GP by Andersen Companies

Round 14/15/16

Track: New Jersey Motorsports Park

2.14 mile(s)



Report: Section Data Report

Indy Pro 2000 Championship

Session: Race 2

August 29, 2021

Section Data for Car 21 - Simpson, Kyffin (R)

Lap	T/SF to I1	I1 to I2	I2 to I3	I3 to SF	Lap	
20	T	26.0794			96.1097	
	S	83.870			80.158	
21	T				92.7977	
	S				83.019	
22	T				90.8541	
	S				84.795	
23	T	24.9940	20.9777	30.0679	14.7636	90.8032
	S	87.512	84.115	72.790	105.942	84.843
24	T	24.6126	21.0344	29.6371	14.2863	89.5704
	S	88.868	83.889	73.848	109.482	86.011
25	T	26.6875				
	S	81.959				

Event: Indy Pro 2000 GP by Andersen Companies

Round 14/15/16

Track: New Jersey Motorsports Park

2.14 mile(s)



Report: Section Data Report

Indy Pro 2000 Championship

Session: Race 2

August 29, 2021

Section Data for Car 3 - Roe, James (R)

Lap	T/SF to I1	I1 to I2	I2 to I3	I3 to SF	Lap	
1	T	40.1751	35.9727	52.3998	37.3359	165.8835
	S	54.443	49.052	41.768	41.892	46.442
2	T	40.1560	21.9019	47.0052	14.9485	124.0116
	S	54.469	80.566	46.562	104.632	62.123
3	T	25.5353	21.4932	31.5924	14.6500	93.2709
	S	85.657	82.098	69.277	106.764	82.598
4	T	25.4445	21.6300	31.4478	14.8025	93.3248
	S	85.962	81.579	69.596	105.664	82.550
5	T	25.6039	26.8383	40.5449		257.0164
	S	85.427	65.747	53.981		29.975
6	T		22.6390	32.6881	15.2869	108.0724
	S		77.943	66.955	102.316	71.286
7	T	26.3339	22.9553	32.8808	15.3199	97.4899
	S	83.059	76.869	66.563	102.095	79.024
8	T	26.5260	22.3185	50.0825	15.2846	114.2116
	S	82.458	79.062	43.701	102.331	67.454
9	T	26.3741	22.3995	32.5622	15.2303	96.5661
	S	82.933	78.776	67.214	102.696	79.780
10	T	26.4209	22.3156	32.3251	15.1330	96.1946
	S	82.786	79.072	67.707	103.356	80.088
11	T	26.3508	22.0765	32.1488		242.2499
	S	83.006	79.929	68.078		31.802
12	T		22.0097	31.9465	15.0096	105.9495
	S		80.171	68.509	104.206	72.714
13	T	26.2611	21.9720	32.5433	15.0160	95.7924
	S	83.289	80.309	67.253	104.162	80.424
14	T	26.0037	22.0934	31.7511	14.6121	94.4603
	S	84.114	79.868	68.931	107.041	81.558
15	T	25.5884	21.7866	31.7676	14.4645	93.6071
	S	85.479	80.992	68.895	108.133	82.301
16	T	25.4650	21.6020	31.3640	14.3812	92.8122
	S	85.893	81.684	69.782	108.759	83.006
17	T	25.5845	21.4441	31.2732	14.3122	92.6140
	S	85.492	82.286	69.984	109.284	83.184
18	T	25.2822	21.4911	30.7093	14.2942	91.7768
	S	86.514	82.106	71.269	109.421	83.943
19	T	25.0522	21.1957	30.4915	14.1146	90.8540
	S	87.309	83.250	71.779	110.814	84.795

Event: Indy Pro 2000 GP by Andersen Companies

Round 14/15/16

Track: New Jersey Motorsports Park

2.14 mile(s)



Report: Section Data Report

Indy Pro 2000 Championship

Session: Race 2

August 29, 2021

Section Data for Car 3 - Roe, James (R)

Lap	T/SF to I1	I1 to I2	I2 to I3	I3 to SF	Lap	
20	T	24.8590	20.8899	30.3321	14.3359	90.4169
	S	87.987	84.469	72.156	109.103	85.205
21	T	24.7626	21.0039	30.2832	14.1299	90.1796
	S	88.330	84.010	72.272	110.694	85.430

Event: Indy Pro 2000 GP by Andersen Companies

Round 14/15/16

Track: New Jersey Motorsports Park

2.14 mile(s)



Report: Section Data Report

Indy Pro 2000 Championship

Session: Race 2

August 29, 2021

Section Data for Car 40 - Miller, Jack William (R)

Lap	T/SF to I1	I1 to I2	I2 to I3	I3 to SF	Lap	
1	T	41.1268	35.8716	53.0758	38.5758	168.6500
	S	53.184	49.191	41.236	40.546	45.680
2	T	30.4670	22.4934	33.7076	15.5282	102.1962
	S	71.792	78.447	64.930	100.726	75.384
3	T	26.9318	22.1730	32.6494	15.3503	97.1045
	S	81.215	79.581	67.035	101.893	79.337
4	T	25.9050	21.6067	32.2725	15.3771	95.1613
	S	84.434	81.667	67.817	101.716	80.957
5	T	25.9766	22.5383	32.0202	15.7246	96.2597
	S	84.202	78.291	68.352	99.468	80.033
6	T	26.5081	22.0520	31.9672	15.2083	95.7356
	S	82.513	80.017	68.465	102.845	80.472
7	T	26.1510	21.6822	31.7069	15.1650	94.7051
	S	83.640	81.382	69.027	103.138	81.347
8	T	26.2640	21.8559	32.1187	15.3163	95.5549
	S	83.280	80.735	68.142	102.119	80.624
9	T	26.3460	22.0021	31.6852	15.3369	95.3702
	S	83.021	80.199	69.074	101.982	80.780
10	T	25.8800	21.5554	31.8246	15.2805	94.5405
	S	84.516	81.861	68.772	102.359	81.489
11	T	26.0953	24.0036	32.0439	15.4734	97.6162
	S	83.819	73.512	68.301	101.083	78.921
12	T	26.4786	21.9393	32.0384	15.2570	95.7133
	S	82.605	80.429	68.313	102.516	80.490
13	T	26.0792	21.7276	31.9507	15.4914	95.2489
	S	83.870	81.212	68.500	100.965	80.883
14	T	26.1104	22.1981	31.8430	15.3949	95.5464
	S	83.770	79.491	68.732	101.598	80.631
15	T	27.0286	21.6399	31.7836	14.9895	95.4416
	S	80.924	81.541	68.861	104.346	80.720
16	T	26.0941	21.6379	31.2862	14.9847	94.0029
	S	83.823	81.549	69.955	104.379	81.955
17	T	25.6388	21.2342	44.6963	15.3575	106.9268
	S	85.311	83.099	48.967	101.845	72.049
18	T	25.4574	21.3918	31.5835	15.0927	93.5254
	S	85.919	82.487	69.297	103.632	82.373
19	T	25.4581	21.2183	30.9736	14.9343	92.5843
	S	85.917	83.161	70.661	104.731	83.211

Event: Indy Pro 2000 GP by Andersen Companies

Round 14/15/16

Track: New Jersey Motorsports Park

2.14 mile(s)



Report: Section Data Report

Indy Pro 2000 Championship

Session: Race 2

August 29, 2021

Section Data for Car 40 - Miller, Jack William (R)

Lap	T/SF to I1	I1 to I2	I2 to I3	I3 to SF	Lap	
20	T	25.3969	21.0471	31.1931	14.6109	92.2480
	S	86.124	83.838	70.164	107.050	83.514
21	T	25.1034	21.1003	30.7809	14.6668	91.6514
	S	87.131	83.627	71.104	106.642	84.058
22	T	24.9048	20.8386	30.4329	14.6435	90.8198
	S	87.825	84.677	71.917	106.811	84.827
23	T	24.5334	20.8398	29.8542	14.2314	89.4588
	S	89.155	84.672	73.311	109.904	86.118
24	T	24.1932	20.4388	29.6350	14.3810	88.6480
	S	90.409	86.333	73.853	108.761	86.906
25	T	25.5468	21.4111			
	S	85.618	82.413			

Event: Indy Pro 2000 GP by Andersen Companies

Round 14/15/16

Track: New Jersey Motorsports Park

2.14 mile(s)



Report: Section Data Report

Indy Pro 2000 Championship

Session: Race 2

August 29, 2021

Section Data for Car 42 - Petrov, Artem

Lap	T/SF to I1	I1 to I2	I2 to I3	I3 to SF	Lap	
1	T	43.5768	35.7043	54.4025	39.4278	173.1114
	S	50.194	49.421	40.230	39.670	44.503
2	T	26.5565	21.2475	31.0357	14.2239	93.0636
	S	82.363	83.047	70.520	109.962	82.782
3	T	24.7935	20.9231	30.7181	13.9362	90.3709
	S	88.220	84.335	71.249	112.232	85.249
4	T	24.5759	20.8335	30.7470	13.9958	90.1522
	S	89.001	84.698	71.182	111.754	85.455
5	T	24.7458	20.8889	31.0454	14.1007	90.7808
	S	88.390	84.473	70.498	110.923	84.864
6	T	24.8236	20.9479	30.9095	14.0349	90.7159
	S	88.113	84.235	70.808	111.443	84.924
7	T	24.9142	20.9128	30.5507	14.2395	90.6172
	S	87.792	84.376	71.639	109.842	85.017
8	T	24.8483	20.7973	30.5038	14.0064	90.1558
	S	88.025	84.845	71.750	111.670	85.452
9	T	24.8921	20.9604	30.6867	14.1753	90.7145
	S	87.870	84.185	71.322	110.339	84.926
10	T	24.7982	20.9088	30.5530	14.0636	90.3236
	S	88.203	84.392	71.634	111.216	85.293
11	T	24.9629	20.8878	30.8944	14.1116	90.8567
	S	87.621	84.477	70.842	110.837	84.793
12	T	24.8995	20.8432	30.5912	14.0795	90.4134
	S	87.844	84.658	71.545	111.090	85.209
13	T	25.0872	20.9717	30.8070	14.2574	91.1233
	S	87.187	84.139	71.043	109.704	84.545
14	T	25.0130	21.1723	30.8422	14.0514	91.0789
	S	87.445	83.342	70.962	111.312	84.586
15	T	24.8577	20.9875	30.7242	14.1058	90.6752
	S	87.992	84.076	71.235	110.883	84.963
16	T	24.9198	20.8834	30.8593	14.1567	90.8192
	S	87.772	84.495	70.923	110.484	84.828
17	T	25.1342	21.0001	30.7069	14.2406	91.0818
	S	87.024	84.026	71.275	109.833	84.583
18	T	24.8866	20.8962	30.7557	14.2233	90.7618
	S	87.890	84.443	71.162	109.967	84.882
19	T	24.9170	21.0783	30.7350	14.0356	90.7659
	S	87.782	83.714	71.210	111.437	84.878

Event: Indy Pro 2000 GP by Andersen Companies

Round 14/15/16

Track: New Jersey Motorsports Park

2.14 mile(s)



Report: Section Data Report

Indy Pro 2000 Championship

Session: Race 2

August 29, 2021

Section Data for Car 42 - Petrov, Artem

Lap	T/SF to I1	I1 to I2	I2 to I3	I3 to SF	Lap	
20	T	24.9220	20.9060	30.4510	14.1000	90.3790
	S	87.765	84.404	71.874	110.928	85.241
21	T	24.6786	20.8834	30.6096	14.1869	90.3585
	S	88.630	84.495	71.502	110.249	85.260
22	T	24.6869	20.9887	30.4720	14.0033	90.1509
	S	88.601	84.071	71.825	111.694	85.457
23	T	24.4432	20.6623	30.1939	14.1046	89.4040
	S	89.484	85.399	72.486	110.892	86.171
24	T	24.1780	20.6176	30.0686	13.9501	88.8143
	S	90.465	85.584	72.788	112.120	86.743
25	T	24.0405	20.6470	29.9661	14.3866	89.0402
	S	90.983	85.463	73.037	108.719	86.523
26	T	27.2018	20.7371	29.9917		
	S	80.409	85.091	72.975		

Event: Indy Pro 2000 GP by Andersen Companies

Round 14/15/16

Track: New Jersey Motorsports Park

2.14 mile(s)



Report: Section Data Report

Indy Pro 2000 Championship

Session: Race 2

August 29, 2021

Section Data for Car 5 - Brichacek, Wyatt (R)

Lap	T/SF to I1	I1 to I2	I2 to I3	I3 to SF	Lap	
1	T	40.2715	36.6260	51.6903	36.1145	164.7023
	S	54.313	48.177	42.341	43.309	46.775
2	T	30.2792	23.0367	33.5707	15.0118	101.8984
	S	72.237	76.597	65.195	104.191	75.605
3	T	25.9731	21.4077	36.9540	14.8989	99.2337
	S	84.213	82.426	59.226	104.980	77.635
4	T	25.9307	21.3509	36.4785	14.9056	98.6657
	S	84.351	82.645	59.998	104.933	78.082
5	T	26.0384	21.4739	32.2355	14.6526	94.4004
	S	84.002	82.172	67.895	106.745	81.610
6	T	26.2542	21.4421	32.2204	14.8539	94.7706
	S	83.311	82.293	67.927	105.298	81.291
7	T	26.0520	21.4204	32.1110	14.6703	94.2537
	S	83.958	82.377	68.158	106.616	81.737
8	T	25.9879	21.6021	32.3095	14.7456	94.6451
	S	84.165	81.684	67.740	106.072	81.399
9	T	26.3520	21.6810	32.5660	14.7771	95.3761
	S	83.002	81.387	67.206	105.846	80.775
10	T	26.8290	21.8823	32.8725	14.9275	96.5113
	S	81.526	80.638	66.580	104.779	79.825
11	T	26.2484	21.8648	32.5471	14.9211	95.5814
	S	83.330	80.703	67.245	104.824	80.601
12	T	26.5637	21.5275	32.0804	15.0486	95.2202
	S	82.341	81.967	68.223	103.936	80.907
13	T	26.2767	21.4345	32.3642	14.9571	95.0325
	S	83.240	82.323	67.625	104.572	81.067
14	T	26.5600	21.6837	32.0682	15.0429	95.3548
	S	82.352	81.377	68.249	103.975	80.793
15	T	26.7736	22.0557	31.7499	14.7756	95.3548
	S	81.695	80.004	68.934	105.856	80.793
16	T	26.3309	21.2002	31.5638	14.8593	93.9542
	S	83.069	83.232	69.340	105.260	81.997
17	T	26.2851	21.1000	32.2554	14.6996	94.3401
	S	83.213	83.628	67.853	106.404	81.662
18	T	25.6544	21.0920	31.1045	14.8151	92.6660
	S	85.259	83.659	70.364	105.574	83.137
19	T	25.7760	21.1449	31.0761	14.8011	92.7981
	S	84.857	83.450	70.428	105.674	83.019

Event: Indy Pro 2000 GP by Andersen Companies

Round 14/15/16

Track: New Jersey Motorsports Park

2.14 mile(s)



Report: Section Data Report

Indy Pro 2000 Championship

Session: Race 2

August 29, 2021

Section Data for Car 5 - Brichacek, Wyatt (R)

Lap	T/SF to I1	I1 to I2	I2 to I3	I3 to SF	Lap	
20	T	25.6744	21.0906	30.7362	14.7220	92.2232
	S	85.193	83.665	71.207	106.242	83.536
21	T	25.6355	21.1645	32.4360	14.6293	93.8653
	S	85.322	83.373	67.476	106.915	82.075
22	T	25.1396	20.8425	30.5463	14.5354	91.0638
	S	87.005	84.661	71.650	107.606	84.600
23	T	24.7569	20.7583	29.7683	14.3180	89.6015
	S	88.350	85.004	73.522	109.239	85.981
24	T	24.3195	20.4750	29.8074	14.2755	88.8774
	S	89.939	86.180	73.426	109.565	86.681
25	T	25.5602	21.1252	30.8572		
	S	85.573	83.528	70.928		

Event: Indy Pro 2000 GP by Andersen Companies

Round 14/15/16

Track: New Jersey Motorsports Park

2.14 mile(s)



Report: Section Data Report

Indy Pro 2000 Championship

Session: Race 2

August 29, 2021

Section Data for Car 51 - Abel, Jacob

Lap	T/SF to I1	I1 to I2	I2 to I3	I3 to SF	Lap	
1	T	40.8225	35.8072	52.9047	37.9603	167.4947
	S	53.580	49.279	41.369	41.203	45.995
2	T	28.8413	21.7741	32.8456	15.2858	98.7468
	S	75.838	81.039	66.634	102.323	78.018
3	T	26.2179	21.4776	31.9963	15.0445	94.7363
	S	83.427	82.157	68.403	103.964	81.320
4	T	25.5938	21.3730	31.8339	15.0547	93.8554
	S	85.461	82.560	68.752	103.894	82.084
5	T	25.5237	21.1687	31.8615	15.0311	93.5850
	S	85.696	83.356	68.692	104.057	82.321
6	T	25.6323	21.1113	31.8463	14.4912	93.0811
	S	85.333	83.583	68.725	107.934	82.767
7	T	25.6092	21.1649	31.6461	14.5376	92.9578
	S	85.410	83.371	69.160	107.589	82.876
8	T	25.6257	21.2506	31.8258	14.3701	93.0722
	S	85.355	83.035	68.769	108.843	82.774
9	T	25.5547	21.3250	31.9259	14.3592	93.1648
	S	85.592	82.745	68.554	108.926	82.692
10	T	25.5847	21.2222	31.8735	14.3223	93.0027
	S	85.491	83.146	68.666	109.207	82.836
11	T	25.5408	21.1983	32.0247	14.3040	93.0678
	S	85.638	83.240	68.342	109.346	82.778
12	T	25.7848	21.3982	32.6333	14.4632	94.2795
	S	84.828	82.462	67.068	108.143	81.714
13	T	25.7387	21.1672	31.8823	14.5544	93.3426
	S	84.980	83.362	68.647	107.465	82.535
14	T	25.5501	21.0245	31.7772	14.5183	92.8701
	S	85.607	83.928	68.874	107.732	82.955
15	T	25.4892	20.9575	31.3809	14.4954	92.3230
	S	85.812	84.196	69.744	107.903	83.446
16	T	25.3179	20.9379	31.5316	14.4589	92.2463
	S	86.392	84.275	69.411	108.175	83.516
17	T	25.2510	20.9514	31.2785	14.2485	91.7294
	S	86.621	84.221	69.973	109.772	83.986
18	T	25.2758	20.9907	31.3023	14.4017	91.9705
	S	86.536	84.063	69.919	108.605	83.766
19	T	25.3308	21.3060	31.2764	14.3079	92.2211
	S	86.348	82.819	69.977	109.317	83.538

Event: Indy Pro 2000 GP by Andersen Companies

Round 14/15/16

Track: New Jersey Motorsports Park

2.14 mile(s)



Report: Section Data Report

Indy Pro 2000 Championship

Session: Race 2

August 29, 2021

Section Data for Car 51 - Abel, Jacob

Lap	T/SF to I1	I1 to I2	I2 to I3	I3 to SF	Lap	
20	T	24.8992	20.9117	31.0322	14.2171	91.0602
	S	87.845	84.381	70.528	110.015	84.603
21	T	24.6854	20.8505	30.9973	14.2894	90.8226
	S	88.606	84.628	70.607	109.458	84.825
22	T	24.7450	20.8270	30.6159	14.0881	90.2760
	S	88.393	84.724	71.487	111.022	85.338
23	T	24.5597	20.7636	30.8925	14.0933	90.3091
	S	89.059	84.983	70.847	110.981	85.307
24	T	24.7367	20.9868	33.9496	13.9358	93.6089
	S	88.422	84.079	64.467	112.235	82.300
25	T	23.9722	20.1738	29.6137	13.9858	87.7455
	S	91.242	87.467	73.906	111.834	87.799
26	T	26.8504				
	S	81.461				

Event: Indy Pro 2000 GP by Andersen Companies

Round 14/15/16

Track: New Jersey Motorsports Park

2.14 mile(s)



Report: Section Data Report

Indy Pro 2000 Championship

Session: Race 2

August 29, 2021

Section Data for Car 55 - Gold, Reece (R)

Lap	T/SF to I1	I1 to I2	I2 to I3	I3 to SF	Lap	
1	T	41.2963	36.0107	53.7162	38.8527	169.8759
	S	52.965	49.001	40.744	40.257	45.351
2	T	28.0004	21.6715	35.7807	14.8665	100.3191
	S	78.116	81.422	61.168	105.209	76.795
3	T	25.4706	21.2954	31.7128	15.4123	93.8911
	S	85.874	82.860	69.014	101.483	82.053
4	T	25.5034	21.2201	31.6222	15.2197	93.5654
	S	85.764	83.154	69.212	102.768	82.338
5	T	25.7329	20.9999	31.5187	14.6656	92.9171
	S	84.999	84.026	69.439	106.650	82.913
6	T	25.0044	20.6558	30.8207	14.3610	90.8419
	S	87.476	85.426	71.012	108.912	84.807
7	T	25.1776	20.9452	31.0258	14.4636	91.6122
	S	86.874	84.246	70.542	108.140	84.094
8	T	25.0209	20.9635	30.9606	14.3991	91.3441
	S	87.418	84.172	70.691	108.624	84.340
9	T	25.1001	20.8119	30.7791	14.4105	91.1016
	S	87.142	84.785	71.108	108.538	84.565
10	T	25.1090	20.7946	30.6016	14.5518	91.0570
	S	87.111	84.856	71.520	107.484	84.606
11	T	25.1590	20.7489	30.9395	14.8292	91.6766
	S	86.938	85.043	70.739	105.474	84.035
12	T	25.3092	20.9754	30.9120	14.5348	91.7314
	S	86.422	84.125	70.802	107.610	83.984
13	T	25.0810	20.8412	30.8361	14.5267	91.2850
	S	87.208	84.666	70.976	107.670	84.395
14	T	24.9154	20.7147	30.6348	14.4535	90.7184
	S	87.788	85.183	71.443	108.215	84.922
15	T	24.9440	20.7217	30.7729	14.5972	91.0358
	S	87.687	85.154	71.122	107.150	84.626
16	T	25.0032	20.8067	30.4824	14.4806	90.7729
	S	87.480	84.807	71.800	108.013	84.871
17	T	25.1354	20.8226	30.6813	14.4888	91.1281
	S	87.020	84.742	71.335	107.952	84.540
18	T	25.2223	20.9212	30.6637	14.6155	91.4227
	S	86.720	84.342	71.375	107.016	84.268
19	T	25.1128	20.6672	30.7124	14.6552	91.1476
	S	87.098	85.379	71.262	106.726	84.522

Event: Indy Pro 2000 GP by Andersen Companies

Round 14/15/16

Track: New Jersey Motorsports Park

2.14 mile(s)



Report: Section Data Report

Indy Pro 2000 Championship

Session: Race 2

August 29, 2021

Section Data for Car 55 - Gold, Reece (R)

Lap	T/SF to I1	I1 to I2	I2 to I3	I3 to SF	Lap	
20	T	24.9689	20.7736	30.7759	14.4870	91.0054
	S	87.600	84.942	71.115	107.965	84.654
21	T	24.8650	20.7565	30.7681	14.2886	90.6782
	S	87.966	85.012	71.133	109.464	84.960
22	T	24.8405	20.7462	30.5375	14.5064	90.6306
	S	88.053	85.054	71.670	107.821	85.004
23	T	24.8023	20.4412	30.4624	14.4291	90.1350
	S	88.188	86.323	71.847	108.398	85.472
24	T	24.2388	20.4180	30.3964	14.2433	89.2965
	S	90.238	86.421	72.003	109.812	86.274
25	T	24.4992	20.4131	29.9624	14.5340	89.4087
	S	89.279	86.442	73.046	107.616	86.166
26	T	27.2942	22.3046			
	S	80.137	79.111			

Event: Indy Pro 2000 GP by Andersen Companies

Round 14/15/16

Track: New Jersey Motorsports Park

2.14 mile(s)



Report: Section Data Report

Indy Pro 2000 Championship

Session: Race 2

August 29, 2021

Section Data for Car 91 - Eves, Braden

Lap	T/SF to I1	I1 to I2	I2 to I3	I3 to SF	Lap	
1	T	42.0847	35.9437	53.9763	39.0846	171.0893
	S	51.973	49.092	40.548	40.018	45.029
2	T	27.6046	21.5654	32.2741	14.8159	96.2600
	S	79.236	81.823	67.814	105.568	80.033
3	T	25.2596	20.9015	31.5856	14.6042	92.3509
	S	86.592	84.422	69.292	107.099	83.421
4	T	24.9941	21.0223	31.7569	14.4845	92.2578
	S	87.512	83.937	68.918	107.984	83.505
5	T	25.0947	21.0138	31.2938	14.3671	91.7694
	S	87.161	83.971	69.938	108.866	83.950
6	T	24.9068	21.1247	31.0450	14.5346	91.6111
	S	87.818	83.530	70.499	107.612	84.095
7	T	25.1989	21.1456	31.1609	14.6053	92.1107
	S	86.800	83.447	70.237	107.091	83.638
8	T	25.3139	20.7990	31.1920	14.4841	91.7890
	S	86.406	84.838	70.167	107.987	83.932
9	T	24.9613	21.1521	31.0281	14.3830	91.5245
	S	87.627	83.422	70.537	108.746	84.174
10	T	25.0704	20.8581	31.1117	14.5624	91.6026
	S	87.245	84.598	70.348	107.406	84.102
11	T	25.1267	20.8280	31.3446	14.6033	91.9026
	S	87.050	84.720	69.825	107.105	83.828
12	T	25.2805	21.0670	31.3189	14.5747	92.2411
	S	86.520	83.759	69.882	107.315	83.520
13	T	25.2482	20.9625	31.0267	14.5561	91.7935
	S	86.631	84.176	70.540	107.453	83.928
14	T	25.0170	20.8062	31.2276	14.5840	91.6348
	S	87.431	84.809	70.087	107.247	84.073
15	T	25.2863	21.0694	31.1709	14.4973	92.0239
	S	86.500	83.749	70.214	107.888	83.717
16	T	25.2452	20.8034	31.1316	14.5076	91.6878
	S	86.641	84.820	70.303	107.812	84.024
17	T	25.0437	20.9097	31.0986	14.8276	91.8796
	S	87.338	84.389	70.377	105.485	83.849
18	T	25.0673	20.9456	31.0260	14.5287	91.5676
	S	87.256	84.244	70.542	107.655	84.135
19	T	24.8184	20.8112	30.9944	14.4047	91.0287
	S	88.131	84.788	70.614	108.582	84.633

Event: Indy Pro 2000 GP by Andersen Companies

Round 14/15/16

Track: New Jersey Motorsports Park

2.14 mile(s)



Report: Section Data Report

Indy Pro 2000 Championship

Session: Race 2

August 29, 2021

Section Data for Car 91 - Eves, Braden

Lap	T/SF to I1	I1 to I2	I2 to I3	I3 to SF	Lap	
20	T	25.0212	20.8839	30.4980	14.4125	90.8156
	S	87.417	84.493	71.763	108.523	84.831
21	T	24.9097	20.9129	30.5820	14.4081	90.8127
	S	87.808	84.376	71.566	108.556	84.834
22	T	24.6521	20.8044	30.4184	14.3694	90.2443
	S	88.726	84.816	71.951	108.849	85.368
23	T	24.6190	20.6116	30.1119	14.2960	89.6385
	S	88.845	85.609	72.683	109.408	85.945
24	T	24.5915	20.3984	30.0415	14.1941	89.2255
	S	88.944	86.504	72.854	110.193	86.343
25	T	24.1626	20.4986	29.9650	14.3306	88.9568
	S	90.523	86.081	73.040	109.143	86.604
26	T	26.5432	21.4244			
	S	82.404	82.361			

Event: Indy Pro 2000 GP by Andersen Companies

Round 14/15/16

Track: New Jersey Motorsports Park

2.14 mile(s)



Report: Section Data Report

Indy Pro 2000 Championship






Session: Race 2

August 29, 2021

Section Data for Car

Report Support Information

Section Legend	
Name	Length
SF to I1	0.607576 miles
I1 to I2	0.490152 miles
I2 to I3	0.607955 miles
I3 to SF	0.434470 miles
Lap	2.140000 miles
SFP to I1	0.607576 miles
I3 to SFP	0.434470 miles

Color Legend	
	Fastest Lap
	Section Under Caution
	Section Under Green
	Section Time Data
	Section Speed Data

