



Event:	RTI Event Test - IMS	2.439 mile(s)	
Track:	Indianapolis Motor Speedway RC		
Report:	Lap Report	Indy Pro 2000 Championship	
Session:	Indy Pro 2000 Test Session 1	May 13, 2021	

Lap Data for Car 1 - Rasmussen, Christian (R) Best Lap

Lap	Time	Speed	Session Time	Lap TOD	TL
0	No Time	*****	00:00:00	09:00:37	I6
0	05:45.5500	25.410	00:01:21	09:06:22	I6
1	19:00.9117	7.696	00:20:22	09:25:23	I6
2	01:24.0854	104.422	00:21:46	09:26:47	I6
3	01:22.1789	106.845	00:23:09	09:28:09	I6
4	01:21.5835	107.625	00:24:30	09:29:31	I6
5	01:23.5665	105.071	00:25:54	09:30:55	I6
6	01:25.7714	102.370	00:27:19	09:32:20	I6
7	01:22.0044	107.072	00:28:41	09:33:42	I6
8	01:21.7313	107.430	00:30:03	09:35:04	I6
9	01:21.5159	107.714	00:31:25	09:36:26	I6
10	01:21.4168	107.845	00:32:46	09:37:47	I6
11	01:21.6728	107.507	00:34:08	09:39:09	I6
12	01:21.5533	107.665	00:35:29	09:40:30	I6
13	08:20.7028	17.536	00:43:50	09:48:51	I6
14	01:21.6632	107.520	00:45:12	09:50:13	I6
15	01:21.5420	107.679	00:46:33	09:51:34	I6
16	01:21.6998	107.471	00:47:55	09:52:56	I6
17	01:23.0063	105.780	00:49:18	09:54:19	I6

Event:	RTI Event Test - IMS	2.439 mile(s)	
Track:	Indianapolis Motor Speedway RC		
Report:	Lap Report	Indy Pro 2000 Championship	
Session:	Indy Pro 2000 Test Session 1	May 13, 2021	

Lap Data for Car 18 - McElrea, Hunter	Best Lap
--	-----------------

Lap	Time	Speed	Session Time	Lap TOD	TL
0	No Time	*****	00:00:00	09:00:34	I6
0	05:40.3028	25.802	00:01:13	09:06:14	I6
1	03:44.0193	39.195	00:04:57	09:09:58	I6
2	01:23.5592	105.080	00:06:21	09:11:22	I6
3	01:21.9178	107.185	00:07:43	09:12:44	I6
4	01:21.4061	107.859	00:09:04	09:14:05	I6
5	01:21.4584	107.790	00:10:25	09:15:26	I6
6	01:21.4313	107.826	00:11:47	09:16:48	I6
7	01:21.3167	107.978	00:13:08	09:18:09	I6
8	01:21.6409	107.549	00:14:30	09:19:31	I6
9	04:16.6958	34.205	00:18:47	09:23:47	I6
10	01:21.3041	107.995	00:20:08	09:25:09	I6
11	01:21.1574	108.190	00:21:29	09:26:30	I6
12	01:21.1216	108.238	00:22:50	09:27:51	I6
13	06:19.3441	23.146	00:29:09	09:34:10	I6
14	01:21.9438	107.151	00:30:31	09:35:32	I6
15	01:21.7256	107.438	00:31:53	09:36:54	I6
16	01:21.6598	107.524	00:33:15	09:38:16	I6
17	01:28.7194	98.968	00:34:44	09:39:44	I6
18	01:21.5870	107.620	00:36:05	09:41:06	I6
19	01:21.6308	107.562	00:37:27	09:42:28	I6
20	01:21.4786	107.763	00:38:48	09:43:49	I6
21	03:08.6223	46.550	00:41:57	09:46:58	I6
22	01:23.9900	104.541	00:43:21	09:48:22	I6
23	01:21.0482	108.336	00:44:42	09:49:43	I6
24	01:21.0625	108.316	00:46:03	09:51:04	I6
25	01:21.1194	108.240	00:47:24	09:52:25	I6
26	01:21.1451	108.206	00:48:45	09:53:46	I6

Event:	RTI Event Test - IMS	2.439 mile(s)	
Track:	Indianapolis Motor Speedway RC		
Report:	Lap Report	Indy Pro 2000 Championship	
Session:	Indy Pro 2000 Test Session 1	May 13, 2021	


Lap Data for Car 21 - Simpson, Kyffin (R)	Best Lap
--	-----------------

Lap	Time	Speed	Session Time	Lap TOD	TL
0	No Time	*****	00:00:00	09:00:38	I6
0	10:28.7623	13.965	00:06:05	09:11:06	I6
1	01:29.6936	97.893	00:07:35	09:12:36	I6
2	01:26.6487	101.333	00:09:02	09:14:03	I6
3	01:24.6476	103.729	00:10:26	09:15:27	I6
4	01:22.7473	106.111	00:11:49	09:16:50	I6
5	01:22.4561	106.486	00:13:12	09:18:12	I6
6	01:23.9880	104.544	00:14:36	09:19:36	I6
7	01:22.4349	106.513	00:15:58	09:20:59	I6
8	01:21.7811	107.365	00:17:20	09:22:21	I6
9	01:22.8545	105.974	00:18:43	09:23:44	I6
10	09:24.9719	15.541	00:28:08	09:33:09	I6
11	01:22.7423	106.117	00:29:30	09:34:31	I6
12	01:22.0679	106.989	00:30:52	09:35:53	I6
13	01:22.0641	106.994	00:32:14	09:37:15	I6
14	01:22.4565	106.485	00:33:37	09:38:38	I6
15	01:22.3827	106.581	00:34:59	09:40:00	I6
16	01:22.1249	106.915	00:36:21	09:41:22	I6
17	01:22.7534	106.103	00:37:44	09:42:45	I6
18	01:22.3961	106.563	00:39:07	09:44:08	I6
19	04:24.4274	33.205	00:43:31	09:48:32	I6
20	01:22.0170	107.056	00:44:53	09:49:54	I6
21	01:22.3449	106.630	00:46:15	09:51:16	I6
22	01:21.8172	107.317	00:47:37	09:52:38	I6
23	01:21.8299	107.301	00:48:59	09:53:60	I6
24	01:21.9707	107.116	00:50:21	09:55:22	I6

Event:	RTI Event Test - IMS	2.439 mile(s)	
Track:	Indianapolis Motor Speedway RC		
Report:	Lap Report	Indy Pro 2000 Championship	
Session:	Indy Pro 2000 Test Session 1	May 13, 2021	


Lap Data for Car 22 - Sulaiman, Manuel	Best Lap
---	-----------------

Lap	Time	Speed	Session Time	Lap TOD	TL
0	No Time	*****	00:00:00	09:00:36	I6
0	09:50.6595	14.865	00:05:25	09:10:26	I6
1	01:27.0336	100.885	00:06:52	09:11:53	I6
2	01:26.2035	101.857	00:08:19	09:13:20	I6
3	01:22.2462	106.758	00:09:41	09:14:42	I6
4	01:22.0735	106.982	00:11:03	09:16:04	I6
5	01:21.6753	107.504	00:12:25	09:17:26	I6
6	01:21.2694	108.041	00:13:46	09:18:47	I6
7	01:21.5648	107.649	00:15:08	09:20:08	I6
8	01:21.5277	107.698	00:16:29	09:21:30	I6
9	11:01.2863	13.278	00:27:30	09:32:31	I6
10	01:21.8568	107.265	00:28:52	09:33:53	I6
11	01:21.1951	108.140	00:30:13	09:35:14	I6
12	01:23.2401	105.483	00:31:37	09:36:38	I6
13	01:21.6919	107.482	00:32:58	09:37:59	I6
14	01:21.6539	107.532	00:34:20	09:39:21	I6
15	01:22.1046	106.942	00:35:42	09:40:43	I6
16	06:04.2986	24.102	00:41:46	09:46:47	I6
17	01:21.5171	107.712	00:43:08	09:48:09	I6
18	01:21.7148	107.452	00:44:30	09:49:31	I6
19	01:21.7460	107.411	00:45:51	09:50:52	I6
20	01:21.8322	107.298	00:47:13	09:52:14	I6

Event:	RTI Event Test - IMS	2.439 mile(s)	
Track:	Indianapolis Motor Speedway RC		
Report:	Lap Report	Indy Pro 2000 Championship	
Session:	Indy Pro 2000 Test Session 1	May 13, 2021	


Lap Data for Car 27 - Kaminsky, Colin	Best Lap
--	-----------------

Lap	Time	Speed	Session Time	Lap TOD	TL
0	No Time	*****	00:00:00	09:00:33	I6
0	05:42.6700	25.623	00:01:14	09:06:15	I6
1	03:38.0013	40.277	00:04:52	09:09:53	I6
2	01:22.8078	106.033	00:06:15	09:11:16	I6
3	01:23.0643	105.706	00:07:38	09:12:39	I6
4	01:22.0237	107.047	00:09:00	09:14:01	I6
5	01:21.7546	107.399	00:10:22	09:15:23	I6
6	01:21.9102	107.195	00:11:44	09:16:45	I6
7	01:21.5814	107.627	00:13:05	09:18:06	I6
8	01:21.7901	107.353	00:14:27	09:19:28	I6
9	03:48.6454	38.402	00:18:16	09:23:17	I6
10	01:21.7928	107.349	00:19:38	09:24:39	I6
11	01:23.1854	105.552	00:21:01	09:26:02	I6
12	01:21.6175	107.580	00:22:22	09:27:23	I6
13	06:16.3472	23.331	00:28:39	09:33:40	I6
14	03:16.4725	44.690	00:31:55	09:36:56	I6
15	01:21.7896	107.354	00:33:17	09:38:18	I6
16	01:23.4143	105.263	00:34:40	09:39:41	I6
17	01:21.7501	107.405	00:36:02	09:41:03	I6
18	01:21.8109	107.326	00:37:24	09:42:25	I6
19	01:22.7774	106.072	00:38:47	09:43:48	I6
20	03:48.6842	38.395	00:42:36	09:47:36	I6
21	01:22.8922	105.926	00:43:58	09:48:59	I6
22	03:09.3407	46.374	00:47:08	09:52:09	I6
23	01:21.0255	108.366	00:48:29	09:53:30	I6
24	01:21.0684	108.309	00:49:50	09:54:51	I6
25	01:21.1778	108.163	00:51:11	09:56:12	I6

Event:	RTI Event Test - IMS		
Track:	Indianapolis Motor Speedway RC	2.439 mile(s)	
Report:	Lap Report	Indy Pro 2000 Championship	
Session:	Indy Pro 2000 Test Session 1	May 13, 2021	


Lap Data for Car 3 - Roe, James (R)	Best Lap
--	-----------------

Lap	Time	Speed	Session Time	Lap TOD	TL
0	No Time	*****	00:00:00	09:00:28	I6
0	05:55.3051	24.712	00:01:23	09:06:24	I6
1	03:54.6516	37.419	00:05:17	09:10:18	I6
2	01:25.0325	103.259	00:06:42	09:11:43	I6
3	01:22.2428	106.762	00:08:05	09:13:05	I6
4	01:21.7409	107.417	00:09:26	09:14:27	I6
5	01:21.7764	107.371	00:10:48	09:15:49	I6
6	01:21.7399	107.419	00:12:10	09:17:11	I6
7	01:22.5475	106.368	00:13:32	09:18:33	I6
8	01:21.8134	107.322	00:14:54	09:19:55	I6
9	06:46.5641	21.597	00:21:41	09:26:42	I6
10	01:21.5820	107.627	00:23:02	09:28:03	I6
11	01:21.9252	107.176	00:24:24	09:29:25	I6
12	01:21.8515	107.272	00:25:46	09:30:47	I6
13	01:21.8465	107.279	00:27:08	09:32:09	I6
14	01:27.6459	100.180	00:28:36	09:33:36	I6
15	11:00.7686	13.288	00:39:36	09:44:37	I6
16	01:22.4163	106.537	00:40:59	09:45:60	I6
17	01:22.2086	106.806	00:42:21	09:47:22	I6
18	01:21.9873	107.095	00:43:43	09:48:44	I6
19	01:22.0523	107.010	00:45:05	09:50:06	I6
20	01:22.2626	106.736	00:46:27	09:51:28	I6
21	01:22.0021	107.075	00:47:49	09:52:50	I6
22	01:22.1126	106.931	00:49:11	09:54:12	I6

Event:	RTI Event Test - IMS		
Track:	Indianapolis Motor Speedway RC	2.439 mile(s)	
Report:	Lap Report	Indy Pro 2000 Championship	
Session:	Indy Pro 2000 Test Session 1	May 13, 2021	


Lap Data for Car 40 - Miller, Jack William (R)	Best Lap
---	-----------------

Lap	Time	Speed	Session Time	Lap TOD	TL
0	No Time	*****	00:00:00	09:00:29	I6
0	05:53.9945	24.804	00:01:22	09:06:23	I6
1	01:26.3600	101.672	00:02:48	09:07:49	I6
2	01:23.4872	105.171	00:04:12	09:09:13	I6
3	01:22.2505	106.752	00:05:34	09:10:35	I6
4	01:21.4921	107.745	00:06:56	09:11:56	I6
5	01:21.4913	107.746	00:08:17	09:13:18	I6
6	01:21.9005	107.208	00:09:39	09:14:40	I6
7	01:21.1777	108.163	00:11:00	09:16:01	I6
8	01:23.1522	105.594	00:12:23	09:17:24	I6
9	01:21.5389	107.684	00:13:45	09:18:46	I6
10	01:24.4310	103.995	00:15:09	09:20:10	I6
11	01:21.4028	107.864	00:16:31	09:21:32	I6
12	01:24.3058	104.149	00:17:55	09:22:56	I6
13	06:36.1695	22.163	00:24:31	09:29:32	I6
14	01:23.1163	105.640	00:25:54	09:30:55	I6
15	01:22.0680	106.989	00:27:16	09:32:17	I6
16	01:21.6979	107.474	00:28:38	09:33:39	I6
17	01:21.9879	107.094	00:29:60	09:35:01	I6
18	01:21.4311	107.826	00:31:21	09:36:22	I6
19	01:21.4424	107.811	00:32:43	09:37:44	I6
20	01:21.5632	107.651	00:34:04	09:39:05	I6
21	01:21.3292	107.961	00:35:26	09:40:27	I6
22	08:02.2057	18.209	00:43:28	09:48:29	I6
23	01:21.8117	107.325	00:44:50	09:49:51	I6
24	01:21.5376	107.685	00:46:11	09:51:12	I6
25	01:23.6416	104.976	00:47:35	09:52:36	I6
26	01:21.8443	107.282	00:48:57	09:53:58	I6
27	01:22.4471	106.497	00:50:19	09:55:20	I6

Event:	RTI Event Test - IMS	2.439 mile(s)	
Track:	Indianapolis Motor Speedway RC		
Report:	Lap Report	Indy Pro 2000 Championship	
Session:	Indy Pro 2000 Test Session 1	May 13, 2021	


Lap Data for Car 42 - Petrov, Artem	Best Lap
--	-----------------

Lap	Time	Speed	Session Time	Lap TOD	TL
0	No Time	*****	00:00:00	09:00:30	I6
0	06:53.7611	21.221	00:02:23	09:07:24	I6
1	01:25.3230	102.908	00:03:48	09:08:49	I6
2	01:22.7242	106.141	00:05:11	09:10:12	I6
3	01:30.1620	97.385	00:06:41	09:11:42	I6
4	01:21.9138	107.191	00:08:03	09:13:04	I6
5	01:28.1182	99.643	00:09:31	09:14:32	I6
6	01:22.1094	106.935	00:10:53	09:15:54	I6
7	01:21.6956	107.477	00:12:15	09:17:16	I6
8	07:18.7336	20.013	00:19:34	09:24:35	I6
9	01:21.5699	107.643	00:20:55	09:25:56	I6
10	01:21.3672	107.911	00:22:17	09:27:18	I6
11	01:21.7111	107.457	00:23:39	09:28:39	I6
12	06:28.5356	22.599	00:30:07	09:35:08	I6
13	01:21.1878	108.149	00:31:28	09:36:29	I6
14	01:21.0137	108.382	00:32:49	09:37:50	I6
15	01:21.6953	107.477	00:34:11	09:39:12	I6
16	01:21.4597	107.788	00:35:32	09:40:33	I6
17	01:21.8008	107.339	00:36:54	09:41:55	I6
18	01:21.3347	107.954	00:38:16	09:43:16	I6
19	06:20.3759	23.083	00:44:36	09:49:37	I6
20	01:21.5545	107.663	00:45:57	09:50:58	I6
21	01:48.8036	80.700	00:47:46	09:52:47	I6

Event:	RTI Event Test - IMS	2.439 mile(s)	
Track:	Indianapolis Motor Speedway RC		
Report:	Lap Report	Indy Pro 2000 Championship	
Session:	Indy Pro 2000 Test Session 1	May 13, 2021	

Lap Data for Car 5 - Brichacek, Wyatt (R)	Best Lap
--	-----------------

Lap	Time	Speed	Session Time	Lap TOD	TL
0	No Time	*****	00:00:00	09:00:38	I6
0	05:44.3693	25.497	00:01:22	09:06:23	I6
1	16:42.1906	8.761	00:18:04	09:23:05	I6
2	01:24.6736	103.697	00:19:29	09:24:30	I6
3	01:23.7106	104.890	00:20:52	09:25:53	I6
4	01:22.7926	106.053	00:22:15	09:27:16	I6
5	01:22.4050	106.552	00:23:37	09:28:38	I6
6	01:22.2960	106.693	00:24:60	09:30:01	I6
7	01:22.1474	106.886	00:26:22	09:31:23	I6
8	01:21.8193	107.315	00:27:44	09:32:45	I6
9	01:22.1766	106.848	00:29:06	09:34:07	I6
10	01:22.1325	106.905	00:30:28	09:35:29	I6
11	01:28.4425	99.278	00:31:56	09:36:57	I6
12	15:12.3177	9.624	00:47:09	09:52:10	I6
13	01:22.2159	106.797	00:48:31	09:53:32	I6
14	01:21.9652	107.124	00:49:53	09:54:54	I6
15	01:21.5422	107.679	00:51:15	09:56:15	I6

Event:	RTI Event Test - IMS	2.439 mile(s)	
Track:	Indianapolis Motor Speedway RC		
Report:	Lap Report	Indy Pro 2000 Championship	
Session:	Indy Pro 2000 Test Session 1	May 13, 2021	


Lap Data for Car 51 - Abel, Jacob	Best Lap
--	-----------------

Lap	Time	Speed	Session Time	Lap TOD	TL
0	No Time	*****	00:00:00	09:00:40	I6
0	05:55.0494	24.730	00:01:34	09:06:35	I6
1	01:26.1260	101.948	00:02:60	09:08:01	I6
2	01:23.1889	105.548	00:04:23	09:09:24	I6
3	01:22.0509	107.012	00:05:45	09:10:46	I6
4	01:21.7479	107.408	00:07:07	09:12:08	I6
5	01:21.7006	107.470	00:08:29	09:13:30	I6
6	01:21.8946	107.216	00:09:51	09:14:51	I6
7	01:21.3064	107.991	00:11:12	09:16:13	I6
8	01:21.6852	107.491	00:12:34	09:17:34	I6
9	01:21.6357	107.556	00:13:55	09:18:56	I6
10	06:39.3845	21.985	00:20:35	09:25:35	I6
11	01:21.7356	107.424	00:21:56	09:26:57	I6
12	01:21.8100	107.327	00:23:18	09:28:19	I6
13	01:21.5743	107.637	00:24:40	09:29:41	I6
14	01:21.2865	108.018	00:26:01	09:31:02	I6
15	07:41.5646	19.023	00:33:42	09:38:43	I6
16	01:21.9819	107.102	00:35:04	09:40:05	I6
17	01:21.3642	107.915	00:36:26	09:41:27	I6
18	01:21.6111	107.588	00:37:47	09:42:48	I6
19	01:21.8514	107.272	00:39:09	09:44:10	I6
20	01:21.7008	107.470	00:40:31	09:45:32	I6
21	04:49.9032	30.287	00:45:21	09:50:22	I6
22	01:21.7402	107.418	00:46:43	09:51:44	I6
23	01:21.4997	107.735	00:48:04	09:53:05	I6
24	01:21.7106	107.457	00:49:26	09:54:27	I6
25	01:21.6513	107.535	00:50:48	09:55:48	I6

Event:	RTI Event Test - IMS	2.439 mile(s)	
Track:	Indianapolis Motor Speedway RC		
Report:	Lap Report	Indy Pro 2000 Championship	
Session:	Indy Pro 2000 Test Session 1	May 13, 2021	


Lap Data for Car 55 - Gold, Reece (R)	Best Lap
--	-----------------

Lap	Time	Speed	Session Time	Lap TOD	TL
0	No Time	*****	00:00:00	09:00:31	I6
0	10:53.6805	13.432	00:06:24	09:11:25	I6
1	01:23.3052	105.400	00:07:47	09:12:48	I6
2	01:21.9403	107.156	00:09:09	09:14:10	I6
3	01:21.4698	107.775	00:10:31	09:15:32	I6
4	01:21.3470	107.938	00:11:52	09:16:53	I6
5	01:21.0232	108.369	00:13:13	09:18:14	I6
6	01:21.6500	107.537	00:14:35	09:19:36	I6
7	01:21.7144	107.452	00:15:56	09:20:57	I6
8	01:21.5121	107.719	00:17:18	09:22:19	I6
9	10:23.3765	14.085	00:27:41	09:32:42	I6
10	01:21.5418	107.680	00:29:03	09:34:04	I6
11	01:21.7591	107.394	00:30:25	09:35:26	I6
12	01:21.4261	107.833	00:31:46	09:36:47	I6
13	01:21.6551	107.530	00:33:08	09:38:09	I6
14	01:21.9643	107.125	00:34:30	09:39:31	I6
15	01:21.6956	107.477	00:35:51	09:40:52	I6
16	05:53.4005	24.845	00:41:45	09:46:46	I6
17	01:21.9057	107.201	00:43:07	09:48:08	I6
18	01:21.6398	107.550	00:44:28	09:49:29	I6
19	01:21.8403	107.287	00:45:50	09:50:51	I6
20	01:21.7426	107.415	00:47:12	09:52:13	I6

Event:	RTI Event Test - IMS	2.439 mile(s)	
Track:	Indianapolis Motor Speedway RC		
Report:	Lap Report	Indy Pro 2000 Championship	
Session:	Indy Pro 2000 Test Session 1	May 13, 2021	

Lap Data for Car 77 - Ahmed, Enaam (R)	Best Lap
---	-----------------

Lap	Time	Speed	Session Time	Lap TOD	TL
0	No Time	*****	00:00:00	09:00:41	I6
0	06:15.6222	23.376	00:01:56	09:06:57	I6
1	01:39.2351	88.481	00:03:35	09:08:36	I6
2	01:32.2879	95.141	00:05:07	09:10:08	I6
3	01:28.5088	99.204	00:06:36	09:11:37	I6
4	01:24.6870	103.681	00:08:00	09:13:01	I6
5	01:23.4054	105.274	00:09:24	09:14:25	I6
6	01:22.3501	106.623	00:10:46	09:15:47	I6
7	01:22.1869	106.835	00:12:08	09:17:09	I6
8	01:23.1619	105.582	00:13:32	09:18:32	I6
9	01:21.6968	107.475	00:14:53	09:19:54	I6
10	01:21.9511	107.142	00:16:15	09:21:16	I6
11	01:24.8637	103.465	00:17:40	09:22:41	I6
12	09:42.2581	15.080	00:27:22	09:32:23	I6
13	01:23.3879	105.296	00:28:46	09:33:47	I6
14	01:22.5306	106.390	00:30:08	09:35:09	I6
15	01:22.2043	106.812	00:31:30	09:36:31	I6
16	01:21.8856	107.228	00:32:52	09:37:53	I6
17	01:26.2631	101.786	00:34:19	09:39:19	I6
18	06:19.3327	23.147	00:40:38	09:45:39	I6
19	01:22.4036	106.554	00:42:00	09:47:01	I6
20	01:21.9786	107.106	00:43:22	09:48:23	I6
21	01:21.9693	107.118	00:44:44	09:49:45	I6
22	01:21.7968	107.344	00:46:06	09:51:07	I6
23	01:22.3422	106.633	00:47:28	09:52:29	I6
24	01:21.8480	107.277	00:48:50	09:53:51	I6
25	01:21.7550	107.399	00:50:12	09:55:13	I6

Event:	RTI Event Test - IMS	2.439 mile(s)	
Track:	Indianapolis Motor Speedway RC		
Report:	Lap Report	Indy Pro 2000 Championship	
Session:	Indy Pro 2000 Test Session 1	May 13, 2021	

Lap Data for Car 91 - Eves, Braden	Best Lap
---	-----------------

Lap	Time	Speed	Session Time	Lap TOD	TL
0	No Time	*****	00:45:09	09:50:10	I6
1	01:21.4296	107.828	00:46:30	09:51:31	I6
2	01:21.1495	108.200	00:47:51	09:52:52	I6
3	01:22.5109	106.415	00:49:14	09:54:15	I6
4	01:21.3530	107.930	00:50:35	09:55:36	I6