



Event:	RTI Event Test - IMS	2.439 mile(s)	
Track:	Indianapolis Motor Speedway RC		
Report:	Lap Report	Indy Pro 2000 Championship	
Session:	Indy Pro 2000 Test Session 2	May 13, 2021	


Lap Data for Car 1 - Rasmussen, Christian (R)	Best Lap
--	-----------------

Lap	Time	Speed	Session Time	Lap TOD	TL
0	No Time	*****	00:00:00	12:15:49	16
0	05:28.2858	26.746	00:01:17	12:21:18	16
1	01:21.9883	107.093	00:02:39	12:22:40	16
2	01:21.5264	107.700	00:04:00	12:24:01	16
3	01:21.8314	107.299	00:05:22	12:25:23	16
4	07:34.1170	19.335	00:12:56	12:32:57	16
5	01:25.0464	103.242	00:14:21	12:34:22	16
6	01:21.3211	107.972	00:15:43	12:35:44	16
7	01:21.6613	107.522	00:17:04	12:37:05	16
8	01:21.9334	107.165	00:18:26	12:38:27	16
9	01:21.7898	107.353	00:19:48	12:39:49	16
10	04:27.3609	32.841	00:24:16	12:44:16	16
11	01:21.5261	107.700	00:25:37	12:45:38	16
12	01:20.8921	108.545	00:26:58	12:46:59	16
13	01:20.8484	108.603	00:28:19	12:48:20	16
14	01:20.7767	108.700	00:29:40	12:49:40	16
15	01:21.0225	108.370	00:31:01	12:51:01	16
16	07:00.1137	20.900	00:38:01	12:58:02	16
17	01:21.3369	107.951	00:39:22	12:59:23	16
18	01:21.4769	107.766	00:40:44	13:00:44	16
19	01:25.4554	102.748	00:42:09	13:02:10	16
20	01:21.4944	107.742	00:43:30	13:03:31	16
21	01:21.3680	107.910	00:44:52	13:04:53	16
22	01:24.0445	104.473	00:46:16	13:06:17	16
23	01:21.8146	107.321	00:47:38	13:07:38	16
24	01:22.2918	106.698	00:48:60	13:09:01	16
25	01:21.8478	107.277	00:50:22	13:10:23	16

Event:	RTI Event Test - IMS	2.439 mile(s)	
Track:	Indianapolis Motor Speedway RC		
Report:	Lap Report	Indy Pro 2000 Championship	
Session:	Indy Pro 2000 Test Session 2	May 13, 2021	


Lap Data for Car 18 - McElrea, Hunter	Best Lap
--	-----------------

Lap	Time	Speed	Session Time	Lap TOD	TL
0	No Time	*****	00:00:00	12:15:44	I6
0	05:29.4151	26.655	00:01:12	12:21:13	I6
1	01:22.5165	106.408	00:02:35	12:22:36	I6
2	01:21.7346	107.426	00:03:57	12:23:57	I6
3	01:21.6735	107.506	00:05:18	12:25:19	I6
4	01:26.5831	101.410	00:06:45	12:26:46	I6
5	01:21.7176	107.448	00:08:07	12:28:07	I6
6	01:21.5097	107.722	00:09:28	12:29:29	I6
7	04:24.4023	33.208	00:13:53	12:33:53	I6
8	01:21.2814	108.025	00:15:14	12:35:15	I6
9	01:21.2704	108.039	00:16:35	12:36:36	I6
10	01:21.9808	107.103	00:17:57	12:37:58	I6
11	03:50.6806	38.063	00:21:48	12:41:49	I6
12	01:21.2750	108.033	00:23:09	12:43:10	I6
13	01:21.2208	108.105	00:24:30	12:44:31	I6
14	01:21.4140	107.849	00:25:52	12:45:52	I6
15	07:15.3398	20.169	00:33:07	12:53:08	I6
16	01:21.6314	107.562	00:34:29	12:54:29	I6
17	01:26.1689	101.898	00:35:55	12:55:56	I6
18	01:21.9453	107.150	00:37:17	12:57:18	I6
19	01:21.6763	107.502	00:38:38	12:58:39	I6
20	03:15.8421	44.834	00:41:54	13:01:55	I6
21	01:21.4382	107.817	00:43:16	13:03:16	I6
22	01:21.5444	107.676	00:44:37	13:04:38	I6
23	01:21.8552	107.267	00:45:59	13:05:60	I6
24	01:22.0076	107.068	00:47:21	13:07:22	I6
25	01:22.0863	106.965	00:48:43	13:08:44	I6

Event:	RTI Event Test - IMS	2.439 mile(s)	
Track:	Indianapolis Motor Speedway RC		
Report:	Lap Report	Indy Pro 2000 Championship	
Session:	Indy Pro 2000 Test Session 2	May 13, 2021	

Lap Data for Car 21 - Simpson, Kyffin (R)	Best Lap
--	-----------------

Lap	Time	Speed	Session Time	Lap TOD	TL
0	No Time	*****	00:00:00	12:15:57	I6
0	08:32.9774	17.117	00:04:29	12:24:30	I6
1	01:23.5199	105.129	00:05:52	12:25:53	I6
2	01:22.7299	106.133	00:07:15	12:27:16	I6
3	01:22.3907	106.570	00:08:37	12:28:38	I6
4	01:22.6236	106.270	00:10:00	12:30:01	I6
5	01:22.2599	106.740	00:11:22	12:31:23	I6
6	05:57.4581	24.563	00:17:20	12:37:21	I6
7	01:22.2479	106.755	00:18:42	12:38:43	I6
8	01:21.8949	107.215	00:20:04	12:40:05	I6
9	01:21.6535	107.532	00:21:26	12:41:26	I6
10	01:21.6266	107.568	00:22:47	12:42:48	I6
11	01:22.6618	106.221	00:24:10	12:44:11	I6
12	01:22.3104	106.674	00:25:32	12:45:33	I6
13	09:14.5285	15.834	00:34:47	12:54:47	I6
14	01:22.6338	106.257	00:36:09	12:56:10	I6
15	01:22.3975	106.561	00:37:32	12:57:33	I6
16	01:22.3515	106.621	00:38:54	12:58:55	I6
17	01:22.4468	106.498	00:40:17	13:00:17	I6
18	01:22.3718	106.595	00:41:39	13:01:40	I6
19	04:42.4117	31.091	00:46:21	13:06:22	I6
20	01:22.5267	106.395	00:47:44	13:07:45	I6
21	01:22.2828	106.710	00:49:06	13:09:07	I6
22	01:22.3285	106.651	00:50:28	13:10:29	I6

Event:	RTI Event Test - IMS	2.439 mile(s)	
Track:	Indianapolis Motor Speedway RC		
Report:	Lap Report	Indy Pro 2000 Championship	
Session:	Indy Pro 2000 Test Session 2	May 13, 2021	

Lap Data for Car 22 - Sulaiman, Manuel	Best Lap
---	-----------------

Lap	Time	Speed	Session Time	Lap TOD	TL
0	No Time	*****	00:00:00	12:15:55	I6
0	08:31.5124	17.166	00:04:26	12:24:27	I6
1	01:22.3061	106.680	00:05:48	12:25:49	I6
2	01:21.8552	107.267	00:07:10	12:27:11	I6
3	01:21.6529	107.533	00:08:32	12:28:32	I6
4	01:21.8261	107.306	00:09:54	12:29:54	I6
5	01:21.9979	107.081	00:11:16	12:31:16	I6
6	05:26.0778	26.927	00:16:42	12:36:42	I6
7	01:21.0711	108.305	00:18:03	12:38:03	I6
8	01:20.8316	108.626	00:19:23	12:39:24	I6
9	01:20.9425	108.477	00:20:44	12:40:45	I6
10	01:23.6577	104.956	00:22:08	12:42:09	I6
11	01:21.4479	107.804	00:23:30	12:43:30	I6
12	11:30.0717	12.724	00:34:60	12:55:00	I6
13	01:21.7890	107.354	00:36:21	12:56:22	I6
14	01:22.0148	107.059	00:37:43	12:57:44	I6
15	01:22.0698	106.987	00:39:05	12:59:06	I6
16	01:22.0833	106.969	00:40:28	13:00:28	I6
17	01:24.5073	103.901	00:41:52	13:01:53	I6
18	04:26.2428	32.979	00:46:18	13:06:19	I6
19	01:21.9492	107.144	00:47:40	13:07:41	I6
20	01:21.8072	107.330	00:49:02	13:09:03	I6
21	01:22.0289	107.040	00:50:24	13:10:25	I6

Event: RTI Event Test - IMS
Track: Indianapolis Motor Speedway RC
Report: Lap Report
Session: Indy Pro 2000 Test Session 2

2.439 mile(s)



Indy Pro 2000 Championship
May 13, 2021

Lap Data for Car 27 - Kaminsky, Colin

Best Lap

Lap	Time	Speed	Session Time	Lap TOD	TL
0	No Time	*****	00:00:00	12:15:46	I6
0	05:36.7975	26.070	00:01:22	12:21:22	I6
1	01:34.8047	92.616	00:02:56	12:22:57	I6
2	01:21.7480	107.408	00:04:18	12:24:19	I6
3	01:21.9668	107.121	00:05:40	12:25:41	I6
4	01:21.9064	107.200	00:07:02	12:27:03	I6
5	01:21.5216	107.706	00:08:24	12:28:24	I6
6	01:24.4832	103.931	00:09:48	12:29:49	I6
7	03:54.1750	37.495	00:13:42	12:33:43	I6
8	01:21.4550	107.794	00:15:04	12:35:04	I6
9	01:21.3580	107.923	00:16:25	12:36:26	I6
10	01:22.3214	106.660	00:17:47	12:37:48	I6
11	01:31.3235	96.146	00:19:19	12:39:19	I6
12	05:05.2921	28.761	00:24:24	12:44:25	I6
13	01:22.3262	106.654	00:25:46	12:45:47	I6
14	01:21.3674	107.911	00:27:08	12:47:08	I6
15	01:21.5278	107.698	00:28:29	12:48:30	I6
16	05:41.3874	25.720	00:34:11	12:54:11	I6
17	01:21.4500	107.801	00:35:32	12:55:33	I6
18	01:21.6450	107.544	00:36:54	12:56:54	I6
19	01:25.7909	102.347	00:38:19	12:58:20	I6
20	01:21.9612	107.129	00:39:41	12:59:42	I6
21	03:11.2000	45.923	00:42:53	13:02:53	I6
22	01:21.9172	107.186	00:44:15	13:04:15	I6
23	01:22.2892	106.702	00:45:37	13:05:38	I6
24	01:27.4164	100.443	00:47:04	13:07:05	I6
25	01:21.8299	107.301	00:48:26	13:08:27	I6

Event:	RTI Event Test - IMS	2.439 mile(s)	
Track:	Indianapolis Motor Speedway RC		
Report:	Lap Report	Indy Pro 2000 Championship	
Session:	Indy Pro 2000 Test Session 2	May 13, 2021	

Lap Data for Car 3 - Roe, James (R)	Best Lap
--	-----------------

Lap	Time	Speed	Session Time	Lap TOD	TL
0	No Time	*****	00:00:00	12:15:48	I6
0	05:41.9352	25.679	00:01:30	12:21:30	I6
1	01:22.7298	106.133	00:02:52	12:22:53	I6
2	01:22.1334	106.904	00:04:14	12:24:15	I6
3	01:22.4140	106.540	00:05:37	12:25:38	I6
4	01:22.1246	106.916	00:06:59	12:26:60	I6
5	01:21.6654	107.517	00:08:21	12:28:21	I6
6	01:21.6643	107.518	00:09:42	12:29:43	I6
7	04:42.9006	31.037	00:14:25	12:34:26	I6
8	01:22.0153	107.058	00:15:47	12:35:48	I6
9	01:22.6200	106.275	00:17:10	12:37:11	I6
10	01:22.0849	106.967	00:18:32	12:38:33	I6
11	01:22.0607	106.999	00:19:54	12:39:55	I6
12	08:40.1115	16.882	00:28:34	12:48:35	I6
13	01:22.1301	106.908	00:29:56	12:49:57	I6
14	01:21.3978	107.870	00:31:18	12:51:18	I6
15	01:21.5991	107.604	00:32:39	12:52:40	I6
16	01:21.8572	107.265	00:34:01	12:54:02	I6
17	01:22.1221	106.919	00:35:23	12:55:24	I6
18	05:26.4036	26.900	00:40:50	13:00:50	I6
19	01:21.4502	107.801	00:42:11	13:02:12	I6
20	01:21.5948	107.610	00:43:33	13:03:33	I6
21	01:27.9984	99.779	00:45:01	13:05:01	I6

Event:	RTI Event Test - IMS	2.439 mile(s)	
Track:	Indianapolis Motor Speedway RC		
Report:	Lap Report	Indy Pro 2000 Championship	
Session:	Indy Pro 2000 Test Session 2	May 13, 2021	

Lap Data for Car 40 - Miller, Jack William (R)	Best Lap
---	-----------------

Lap	Time	Speed	Session Time	Lap TOD	TL
0	No Time	*****	00:00:00	12:15:42	I6
0	05:33.2855	26.345	00:01:15	12:21:16	I6
1	01:22.9158	105.895	00:02:38	12:22:39	I6
2	01:21.9010	107.207	00:03:60	12:24:00	I6
3	01:21.6917	107.482	00:05:21	12:25:22	I6
4	01:21.4418	107.812	00:06:43	12:26:44	I6
5	04:13.5822	34.625	00:10:56	12:30:57	I6
6	01:21.8465	107.279	00:12:18	12:32:19	I6
7	01:21.6022	107.600	00:13:40	12:33:41	I6
8	01:21.7795	107.367	00:15:02	12:35:02	I6
9	01:21.6714	107.509	00:16:23	12:36:24	I6
10	06:15.9326	23.356	00:22:39	12:42:40	I6
11	01:23.2523	105.467	00:24:02	12:44:03	I6
12	01:21.9663	107.122	00:25:24	12:45:25	I6
13	01:21.5336	107.691	00:26:46	12:46:47	I6
14	01:21.2687	108.042	00:28:07	12:48:08	I6
15	01:21.2565	108.058	00:29:28	12:49:29	I6
16	01:26.8581	101.089	00:30:55	12:50:56	I6
17	07:06.6683	20.579	00:38:02	12:58:03	I6
18	01:21.2602	108.053	00:39:23	12:59:24	I6
19	01:21.2726	108.036	00:40:44	13:00:45	I6
20	01:21.6668	107.515	00:42:06	13:02:07	I6
21	01:21.4163	107.846	00:43:28	13:03:28	I6
22	01:21.6961	107.476	00:44:49	13:04:50	I6
23	01:21.5084	107.724	00:46:11	13:06:12	I6
24	01:22.6322	106.259	00:47:33	13:07:34	I6
25	01:52.0637	78.352	00:49:25	13:09:26	I6

Event:	RTI Event Test - IMS	2.439 mile(s)	
Track:	Indianapolis Motor Speedway RC		
Report:	Lap Report	Indy Pro 2000 Championship	
Session:	Indy Pro 2000 Test Session 2	May 13, 2021	


Lap Data for Car 42 - Petrov, Artem	Best Lap
--	-----------------

Lap	Time	Speed	Session Time	Lap TOD	TL
0	No Time	*****	00:00:00	12:15:51	I6
0	05:18.3458	27.581	00:01:09	12:21:10	I6
1	01:22.2731	106.723	00:02:31	12:22:32	I6
2	06:48.0544	21.518	00:09:19	12:29:20	I6
3	01:21.4825	107.758	00:10:41	12:30:41	I6
4	01:21.9818	107.102	00:12:03	12:32:03	I6
5	01:21.5893	107.617	00:13:24	12:33:25	I6
6	01:21.3723	107.904	00:14:45	12:34:46	I6
7	01:21.4571	107.792	00:16:07	12:36:08	I6
8	03:52.0102	37.845	00:19:59	12:39:60	I6
9	01:21.5292	107.696	00:21:20	12:41:21	I6
10	01:21.8036	107.335	00:22:42	12:42:43	I6
11	05:41.7024	25.696	00:28:24	12:48:25	I6
12	01:22.5126	106.413	00:29:46	12:49:47	I6
13	01:21.9015	107.207	00:31:08	12:51:09	I6
14	01:20.9372	108.484	00:32:29	12:52:30	I6
15	01:21.1263	108.231	00:33:50	12:53:51	I6

Event:	RTI Event Test - IMS		
Track:	Indianapolis Motor Speedway RC	2.439 mile(s)	
Report:	Lap Report	Indy Pro 2000 Championship	
Session:	Indy Pro 2000 Test Session 2	May 13, 2021	


Lap Data for Car 5 - Brichacek, Wyatt (R)	Best Lap
--	-----------------

Lap	Time	Speed	Session Time	Lap TOD	TL
0	No Time	*****	00:00:00	12:15:50	I6
0	05:29.4101	26.655	00:01:19	12:21:20	I6
1	01:22.5640	106.347	00:02:41	12:22:42	I6
2	01:21.8589	107.263	00:04:03	12:24:04	I6
3	01:21.9197	107.183	00:05:25	12:25:26	I6
4	01:23.0211	105.761	00:06:48	12:26:49	I6
5	05:38.1094	25.969	00:12:26	12:32:27	I6
6	01:22.2524	106.749	00:13:49	12:33:49	I6
7	01:22.0058	107.070	00:15:11	12:35:11	I6
8	01:22.2016	106.815	00:16:33	12:36:34	I6
9	02:52.4670	50.911	00:19:25	12:39:26	I6
10	01:21.8309	107.299	00:20:47	12:40:48	I6
11	01:23.0246	105.757	00:22:10	12:42:11	I6
12	01:22.6771	106.201	00:23:33	12:43:34	I6
13	04:40.8919	31.259	00:28:14	12:48:15	I6
14	01:22.1720	106.854	00:29:36	12:49:37	I6
15	01:21.5643	107.650	00:30:57	12:50:58	I6
16	01:22.2171	106.795	00:32:20	12:52:20	I6
17	01:22.1055	106.940	00:33:42	12:53:43	I6
18	01:21.8428	107.284	00:35:04	12:55:04	I6
19	01:23.6136	105.012	00:36:27	12:56:28	I6
20	06:50.5052	21.389	00:43:18	13:03:19	I6
21	01:21.8814	107.233	00:44:40	13:04:40	I6
22	01:22.1605	106.869	00:46:02	13:06:03	I6
23	01:21.9543	107.138	00:47:24	13:07:25	I6
24	01:22.1151	106.928	00:48:46	13:08:47	I6
25	01:22.6177	106.277	00:50:08	13:10:09	I6

Event:	RTI Event Test - IMS	2.439 mile(s)	
Track:	Indianapolis Motor Speedway RC		
Report:	Lap Report	Indy Pro 2000 Championship	
Session:	Indy Pro 2000 Test Session 2	May 13, 2021	


Lap Data for Car 51 - Abel, Jacob	Best Lap
--	-----------------

Lap	Time	Speed	Session Time	Lap TOD	TL
0	No Time	*****	00:00:00	12:15:53	I6
0	05:25.7392	26.955	00:01:18	12:21:19	I6
1	01:22.4325	106.516	00:02:40	12:22:41	I6
2	01:21.7484	107.408	00:04:02	12:24:03	I6
3	01:21.9758	107.110	00:05:24	12:25:25	I6
4	01:22.0295	107.040	00:06:46	12:26:47	I6
5	07:23.2350	19.810	00:14:09	12:34:10	I6
6	01:21.8257	107.306	00:15:31	12:35:32	I6
7	01:26.1810	101.883	00:16:57	12:36:58	I6
8	04:39.1269	31.457	00:21:36	12:41:37	I6
9	01:21.5832	107.625	00:22:58	12:42:59	I6
10	01:21.7536	107.401	00:24:20	12:44:20	I6
11	01:21.5828	107.626	00:25:41	12:45:42	I6
12	01:31.9795	95.460	00:27:13	12:47:14	I6
13	01:21.7008	107.470	00:28:35	12:48:36	I6
14	09:57.6205	14.692	00:38:32	12:58:33	I6
15	01:21.7992	107.341	00:39:54	12:59:55	I6
16	01:21.5851	107.623	00:41:16	13:01:17	I6
17	01:21.7436	107.414	00:42:38	13:02:38	I6
18	01:21.6835	107.493	00:43:59	13:04:00	I6
19	01:23.2774	105.436	00:45:23	13:05:23	I6

Event:	RTI Event Test - IMS		
Track:	Indianapolis Motor Speedway RC	2.439 mile(s)	
Report:	Lap Report	Indy Pro 2000 Championship	
Session:	Indy Pro 2000 Test Session 2	May 13, 2021	


Lap Data for Car 55 - Gold, Reece (R)	Best Lap
--	-----------------

Lap	Time	Speed	Session Time	Lap TOD	TL
0	No Time	*****	00:00:00	12:15:54	I6
0	08:43.5900	16.770	00:04:36	12:24:37	I6
1	01:22.1107	106.934	00:05:59	12:25:59	I6
2	01:21.6741	107.505	00:07:20	12:27:21	I6
3	01:21.3246	107.967	00:08:42	12:28:42	I6
4	01:22.4498	106.494	00:10:04	12:30:05	I6
5	05:38.5758	25.933	00:15:43	12:35:43	I6
6	01:35.0322	92.394	00:17:18	12:37:18	I6
7	01:21.8416	107.285	00:18:39	12:38:40	I6
8	01:20.9505	108.466	00:20:00	12:40:01	I6
9	01:21.1444	108.207	00:21:22	12:41:22	I6
10	01:21.3612	107.919	00:22:43	12:42:44	I6
11	01:21.2784	108.029	00:24:04	12:44:05	I6
12	07:20.9534	19.912	00:31:25	12:51:26	I6
13	01:21.3539	107.928	00:32:46	12:52:47	I6
14	01:21.4449	107.808	00:34:08	12:54:09	I6
15	01:21.7032	107.467	00:35:30	12:55:30	I6
16	01:22.0005	107.077	00:36:52	12:56:52	I6
17	01:21.8832	107.231	00:38:14	12:58:14	I6
18	05:41.8803	25.683	00:43:55	13:03:56	I6
19	01:22.1772	106.847	00:45:18	13:05:18	I6
20	01:22.2338	106.774	00:46:40	13:06:41	I6
21	01:22.0674	106.990	00:48:02	13:08:03	I6
22	01:22.1423	106.893	00:49:24	13:09:25	I6
23	01:23.3427	105.353	00:50:47	13:10:48	I6

Event:	RTI Event Test - IMS	2.439 mile(s)	
Track:	Indianapolis Motor Speedway RC		
Report:	Lap Report	Indy Pro 2000 Championship	
Session:	Indy Pro 2000 Test Session 2	May 13, 2021	

Lap Data for Car 77 - Ahmed, Enaam (R)	Best Lap
---	-----------------

Lap	Time	Speed	Session Time	Lap TOD	TL
0	No Time	*****	00:00:00	12:15:47	I6
0	05:40.9473	25.753	00:01:27	12:21:28	I6
1	01:30.7222	96.783	00:02:58	12:22:58	I6
2	01:24.9585	103.349	00:04:23	12:24:23	I6
3	01:26.9474	100.985	00:05:50	12:25:50	I6
4	01:21.9198	107.183	00:07:11	12:27:12	I6
5	01:21.8691	107.249	00:08:33	12:28:34	I6
6	01:32.9714	94.442	00:10:06	12:30:07	I6
7	01:22.4695	106.468	00:11:29	12:31:30	I6
8	01:22.0405	107.025	00:12:51	12:32:52	I6
9	01:22.1415	106.894	00:14:13	12:34:14	I6
10	01:21.7239	107.440	00:15:35	12:35:35	I6
11	05:20.6277	27.385	00:20:55	12:40:56	I6
12	01:21.9574	107.134	00:22:17	12:42:18	I6
13	08:46.2559	16.685	00:31:03	12:51:04	I6
14	01:27.7209	100.095	00:32:31	12:52:32	I6
15	01:21.2624	108.050	00:33:52	12:53:53	I6
16	01:21.2851	108.020	00:35:14	12:55:15	I6
17	01:21.3360	107.952	00:36:35	12:56:36	I6
18	01:22.3404	106.635	00:37:57	12:57:58	I6
19	05:50.8600	25.025	00:43:48	13:03:49	I6
20	01:21.6716	107.509	00:45:10	13:05:11	I6
21	01:24.8030	103.539	00:46:35	13:06:36	I6
22	01:21.9137	107.191	00:47:57	13:07:57	I6
23	01:25.4836	102.714	00:49:22	13:09:23	I6

Event:	RTI Event Test - IMS	2.439 mile(s)	
Track:	Indianapolis Motor Speedway RC		
Report:	Lap Report	Indy Pro 2000 Championship	
Session:	Indy Pro 2000 Test Session 2	May 13, 2021	

Lap Data for Car 91 - Eves, Braden	Best Lap
---	-----------------

Lap	Time	Speed	Session Time	Lap TOD	TL
0	No Time	*****	00:00:00	12:15:52	I6
0	05:14.8663	27.886	00:01:06	12:21:07	I6
1	01:22.0398	107.026	00:02:28	12:22:29	I6
2	01:21.6704	107.510	00:03:50	12:23:51	I6
3	01:21.3376	107.950	00:05:11	12:25:12	I6
4	01:21.5155	107.714	00:06:33	12:26:33	I6
5	03:43.2456	39.331	00:10:16	12:30:17	I6
6	01:21.5571	107.660	00:11:37	12:31:38	I6
7	01:28.2676	99.475	00:13:06	12:33:06	I6
8	01:21.1594	108.187	00:14:27	12:34:28	I6
9	01:21.0344	108.354	00:15:48	12:35:49	I6
10	01:21.1212	108.238	00:17:09	12:37:10	I6
11	01:21.3024	107.997	00:18:30	12:38:31	I6
12	01:21.2343	108.087	00:19:52	12:39:52	I6
13	10:09.8929	14.397	00:30:01	12:50:02	I6
14	01:21.4846	107.755	00:31:23	12:51:24	I6
15	01:21.4138	107.849	00:32:44	12:52:45	I6
16	01:21.6857	107.490	00:34:06	12:54:07	I6
17	01:21.4299	107.828	00:35:27	12:55:28	I6
18	01:21.5326	107.692	00:36:49	12:56:50	I6
19	01:21.5658	107.648	00:38:11	12:58:11	I6
20	01:21.4435	107.810	00:39:32	12:59:33	I6
21	01:21.5162	107.714	00:40:53	13:00:54	I6
22	01:21.4191	107.842	00:42:15	13:02:16	I6
23	01:21.2718	108.037	00:43:36	13:03:37	I6
24	01:22.3072	106.678	00:44:58	13:04:59	I6
25	01:21.8621	107.258	00:46:20	13:06:21	I6
26	01:22.0375	107.029	00:47:42	13:07:43	I6
27	01:27.3737	100.492	00:49:10	13:09:11	I6
28	01:21.7368	107.423	00:50:31	13:10:32	I6