

Event: Chris Griffis Memorial OT - Pro Mazda
Track: Indianapolis Motor Speedway RC
Report: Section Data Report
Session: Test Session 1

2.439 mile(s)



Pro Mazda
October 21, 2017

Section Data for Car 1 - Cunha, Carlos

Lap	T/SF to I3A	I3A to I6	I6 to SF	Lap	
1	T	38.1686		122.3272	
	S	101.249		71.778	
2	T	25.5683	38.1748	26.2964	90.0395
	S	86.666	101.233	102.676	97.517
3	T	19.7179	37.0827	25.7957	82.5963
	S	112.381	104.214	104.669	106.305
4	T	19.5283	36.1431	25.7252	81.3966
	S	113.472	106.923	104.955	107.872
5	T	19.4922	36.2270	25.4882	81.2074
	S	113.682	106.676	105.931	108.123
6	T	19.8390	36.3939	25.8432	82.0761
	S	111.695	106.187	104.476	106.979
7	T	19.5486	36.3950	25.6631	81.6067
	S	113.354	106.183	105.209	107.594
8	T		36.4420		349.6206
	S		106.046		25.114
9	T	19.6702	35.9980	25.6368	81.3050
	S	112.653	107.354	105.317	107.993
10	T	19.3669	35.9842	25.4261	80.7772
	S	114.417	107.396	106.190	108.699
11	T	19.4586	35.8191	25.4966	80.7743
	S	113.878	107.891	105.896	108.703
12	T		36.3641		487.1531
	S		106.274		18.024
13	T	19.5676	35.8393	25.4381	80.8450
	S	113.244	107.830	106.140	108.608
14	T	19.4580	35.6818	25.2728	80.4126
	S	113.882	108.306	106.834	109.192
15	T	19.6260	36.0196	25.4213	81.0669
	S	112.907	107.290	106.210	108.311
16	T	19.6248	36.7864	25.4830	81.8942
	S	112.914	105.054	105.953	107.216
17	T	19.4667	35.9726	25.4448	80.8841
	S	113.831	107.430	106.112	108.555

Event: Chris Griffis Memorial OT - Pro Mazda
Track: Indianapolis Motor Speedway RC
Report: Section Data Report
Session: Test Session 1

2.439 mile(s)



Pro Mazda
October 21, 2017

Section Data for Car 18 - Ming, Calvin (R)

Lap	T/SF to I3A	I3A to I6	I6 to SF	Lap	
1	T	22.7483	41.8668	28.7081	93.3232
	S	97.410	92.306	94.050	94.086
2	T	20.5623	38.0273	26.6887	85.2783
	S	107.766	101.626	101.166	102.962
3	T	20.1383	37.2936	26.2656	83.6975
	S	110.035	103.625	102.796	104.906
4	T	20.2322	36.9197	25.9647	83.1166
	S	109.524	104.674	103.987	105.640
5	T	19.8780	36.6338	26.0198	82.5316
	S	111.475	105.491	103.767	106.388
6	T	20.1892	140.8549	25.6680	186.7121
	S	109.757	27.436	105.189	47.026
7	T		38.5066		492.7756
	S		100.361		17.818
8	T	20.0480	37.0184	26.0341	83.1005
	S	110.530	104.395	103.710	105.660
9	T	19.8551	36.5440	25.7980	82.1971
	S	111.604	105.750	104.659	106.821
10	T	19.6509	36.5566	25.6576	81.8651
	S	112.764	105.714	105.232	107.254
11	T	19.7537	36.2999	25.5118	81.5654
	S	112.177	106.462	105.833	107.649
12	T	19.7022	36.2874	25.5125	81.5021
	S	112.470	106.498	105.830	107.732
13	T	19.8324	36.8204	25.6936	82.3464
	S	111.732	104.957	105.085	106.628
14	T		37.8736		351.3898
	S		102.038		24.988
15	T	19.7059	36.5211	25.7553	81.9823
	S	112.449	105.817	104.833	107.101
16	T	19.6478	36.4621	25.6385	81.7484
	S	112.782	105.988	105.310	107.408
17	T	19.6475	36.3174	25.6533	81.6182
	S	112.783	106.410	105.250	107.579
18	T	19.5537	36.1878	25.5842	81.3257
	S	113.324	106.791	105.534	107.966
19	T	19.7725	36.5756	25.5775	81.9256
	S	112.070	105.659	105.562	107.175

Event: Chris Griffis Memorial OT - Pro Mazda
Track: Indianapolis Motor Speedway RC
Report: Section Data Report
Session: Test Session 1

2.439 mile(s)



Pro Mazda
October 21, 2017

Section Data for Car 2 - Robb, Sting Ray

Lap	T/SF to I3A	I3A to I6	I6 to SF	Lap	
1	T	21.7020	38.2777	30.3743	90.3540
	S	102.106	100.961	88.891	97.178
2	T	20.4397	37.0092	26.6072	84.0561
	S	108.412	104.421	101.476	104.459
3	T	19.9535	36.8315	26.2740	83.0590
	S	111.054	104.925	102.763	105.713
4	T	20.1387	36.6283	26.0021	82.7691
	S	110.032	105.507	103.838	106.083
5	T	19.8332	37.9694	25.8229	83.6255
	S	111.727	101.781	104.558	104.997
6	T	19.7925	36.6768	26.2301	82.6994
	S	111.957	105.368	102.935	106.172
7	T	19.8049	38.2525	26.2710	84.3284
	S	111.887	101.027	102.775	104.122
8	T	19.7561	36.9157	26.0960	82.7678
	S	112.163	104.686	103.464	106.085
9	T	19.9949	36.7052	25.8560	82.5561
	S	110.824	105.286	104.425	106.357
10	T	19.6768	36.6328	25.8628	82.1724
	S	112.615	105.494	104.397	106.853
11	T	19.9326	36.7758	25.6995	82.4079
	S	111.170	105.084	105.060	106.548
12	T	19.8151	36.5622	25.8408	82.2181
	S	111.829	105.698	104.486	106.794
13	T		37.4124		282.9218
	S		103.296		31.035
14	T	19.6659	36.6330	25.6714	81.9703
	S	112.678	105.494	105.175	107.117
15	T	19.6015	36.5832	25.5639	81.7486
	S	113.048	105.637	105.618	107.407
16	T	19.4189	36.3703	25.4832	81.2724
	S	114.111	106.256	105.952	108.037
17	T	26.2279	37.2217	25.6143	89.0639
	S	84.487	103.825	105.410	98.585
18	T		37.1836		435.0377
	S		103.931		20.183
19	T	19.6586	36.3550	25.6969	81.7105
	S	112.720	106.300	105.071	107.457

Event: Chris Griffis Memorial OT - Pro Mazda

Track: Indianapolis Motor Speedway RC

2.439 mile(s)



Report: Section Data Report

Pro Mazda

Session: Test Session 1

October 21, 2017

Section Data for Car 2 - Robb, Sting Ray

Lap	T/SF to I3A	I3A to I6	I6 to SF	Lap	
20	T	19.4367	36.6021	25.5638	81.6026
	S	114.006	105.583	105.618	107.600
21	T	21.7187	36.8309	25.4669	84.0165
	S	102.028	104.927	106.020	104.508
22	T	20.0899	36.5999	25.5974	82.2872
	S	110.300	105.589	105.479	106.704

Event: Chris Griffis Memorial OT - Pro Mazda
Track: Indianapolis Motor Speedway RC
Report: Section Data Report
Session: Test Session 1

2.439 mile(s)



Pro Mazda
October 21, 2017

Section Data for Car 3 - Megennis, Robert (R)

Lap	T/SF to I3A	I3A to I6	I6 to SF	Lap
1	T	38.4467		300.8296
	S	100.517		29.187
2	T	20.1071	26.0977	82.8821
	S	110.205	103.457	105.938
3	T	19.8306	25.5060	81.5834
	S	111.742	105.857	107.625
4	T	21.0240	25.5686	83.1148
	S	105.399	105.598	105.642
5	T	19.8250	25.5577	81.8824
	S	111.773	105.643	107.232
6	T	19.7898	26.3197	82.3497
	S	111.972	102.585	106.623
7	T	19.6679	25.5221	81.4769
	S	112.666	105.791	107.766
8	T	19.8456	25.5942	81.9591
	S	111.657	105.493	107.131
9	T		37.1368	435.5383
	S		104.062	20.160
10	T	19.9895	25.8205	81.9765
	S	110.854	104.568	107.109
11	T	19.7351	25.6080	81.4615
	S	112.283	105.436	107.786
12	T	19.7394	25.4065	81.3036
	S	112.258	106.272	107.995
13	T	19.7738	25.5142	81.3908
	S	112.063	105.823	107.880
14	T		36.8185	356.4424
	S		104.962	24.633
15	T	19.9683	25.5893	81.6698
	S	110.971	105.513	107.511
16	T	19.8859	25.5857	81.7371
	S	111.431	105.528	107.422
17	T	20.0096	25.5726	82.0569
	S	110.742	105.582	107.004
18	T	19.9519	25.6638	82.0300
	S	111.063	105.207	107.039

Event: Chris Griffis Memorial OT - Pro Mazda
Track: Indianapolis Motor Speedway RC
Report: Section Data Report
Session: Test Session 1

2.439 mile(s)



Pro Mazda
October 21, 2017

Section Data for Car 79 - Malukas, David (R)

Lap	T/SF to I3A	I3A to I6	I6 to SF	Lap	
1	T	39.0768		188.0684	
	S	98.896		46.687	
2	T	21.0917	37.8486	34.7398	93.6801
	S	105.061	102.105	77.721	93.727
3	T	20.0439	60.3779	25.9671	106.3889
	S	110.553	64.006	103.978	82.531
4	T	20.1654	36.9614	26.0403	83.1671
	S	109.887	104.556	103.685	105.575
5	T	19.7892	36.2753	25.4651	81.5296
	S	111.976	106.534	106.027	107.696
6	T	19.4640	36.1078	25.3982	80.9700
	S	113.847	107.028	106.307	108.440
7	T	19.5330	36.1440	25.2141	80.8911
	S	113.444	106.921	107.083	108.546
8	T		43.1004		757.4643
	S		89.664		11.592
9	T	19.9256	41.1272	25.8030	86.8558
	S	111.209	93.966	104.639	101.092
10	T	19.6491	36.1464	25.3051	81.1006
	S	112.774	106.914	106.698	108.266
11	T	19.3845	36.0093	25.2458	80.6396
	S	114.313	107.321	106.948	108.884
12	T	19.5098	36.0717	25.3137	80.8952
	S	113.579	107.135	106.662	108.540
13	T	22.5725	44.6686	25.6704	92.9115
	S	98.169	86.516	105.180	94.503
14	T	19.5847	36.0771	25.3642	81.0260
	S	113.145	107.119	106.449	108.365
15	T	19.5237	36.1998	25.3346	81.0581
	S	113.498	106.756	106.574	108.322
16	T	19.2531	36.3627	25.3570	80.9728
	S	115.094	106.278	106.479	108.436

Event: Chris Griffis Memorial OT - Pro Mazda
Track: Indianapolis Motor Speedway RC
Report: Section Data Report
Session: Test Session 1

2.439 mile(s)



Pro Mazda
October 21, 2017

Section Data for Car 8 - Askew, Oliver (R)

Lap	T/SF to I3A	I3A to I6	I6 to SF	Lap
1	T	48.3212		326.2479
	S	79.976		26.913
2	T	21.0473	28.5406	98.7006
	S	105.282	94.602	88.960
3	T	20.1743	29.1985	86.8413
	S	109.838	92.471	101.109
4	T	19.9361	25.8216	82.5695
	S	111.151	104.564	106.340
5	T	19.7047	25.6674	81.9080
	S	112.456	105.192	107.198
6	T	19.6035	25.7028	81.8271
	S	113.036	105.047	107.304
7	T	19.5793	25.4263	81.4625
	S	113.176	106.189	107.785
8	T	19.6381	25.4861	82.8785
	S	112.837	105.940	105.943
9	T		39.5104	442.3902
	S		97.811	19.848
10	T	19.6551	25.6132	81.6775
	S	112.740	105.414	107.501
11	T	19.4760	25.4369	81.2559
	S	113.776	106.145	108.059
12	T	19.5656	25.5425	81.5099
	S	113.255	105.706	107.722
13	T	19.4943	25.3672	81.2110
	S	113.670	106.437	108.118
14	T		37.2605	283.1156
	S		103.717	31.013
15	T	19.6089	25.8022	81.6691
	S	113.005	104.642	107.512
16	T	19.5361	25.3689	81.1793
	S	113.426	106.430	108.161
17	T	19.4121	25.4868	81.3077
	S	114.151	105.937	107.990
18	T	19.4400	25.4106	81.1310
	S	113.987	106.255	108.225

Event: Chris Griffis Memorial OT - Pro Mazda
Track: Indianapolis Motor Speedway RC
Report: Section Data Report
Session: Test Session 1

2.439 mile(s)



Pro Mazda
October 21, 2017

Section Data for Car 80 - Wright, Kris

Lap	T/SF to I3A	I3A to I6	I6 to SF	Lap	
1	T	40.6009		298.2433	
	S	95.184		29.440	
2	T	20.4446	38.1157	26.8699	85.4302
	S	108.386	101.390	100.484	102.779
3	T	19.9116	37.6563	26.2598	83.8277
	S	111.287	102.627	102.819	104.743
4	T	20.2104	37.2493	26.8390	84.2987
	S	109.642	103.748	100.600	104.158
5	T	19.8843	37.9631	26.5600	84.4074
	S	111.440	101.797	101.657	104.024
6	T	19.8307	36.8901	26.2972	83.0180
	S	111.741	104.758	102.673	105.765
7	T	19.6238	36.9885	25.9239	82.5362
	S	112.919	104.480	104.151	106.382
8	T	20.0558	36.6946	25.8624	82.6128
	S	110.487	105.316	104.399	106.284
9	T		38.3502		471.3493
	S		100.770		18.628
10	T	19.9221	36.8829	25.8270	82.6320
	S	111.229	104.779	104.542	106.259
11	T	19.6743	36.7302	25.5524	81.9569
	S	112.630	105.214	105.665	107.134
12	T	20.0363	36.4693	25.6623	82.1679
	S	110.595	105.967	105.213	106.859
13	T	19.5617	36.7805	25.6396	81.9818
	S	113.278	105.070	105.306	107.102
14	T	19.6483	37.5937	25.6378	82.8798
	S	112.779	102.798	105.313	105.941
15	T	19.6581	36.8732	25.6208	82.1521
	S	112.722	104.806	105.383	106.880
16	T	19.7671	37.5729	25.7146	83.0546
	S	112.101	102.855	104.999	105.718
17	T	20.0163	36.8072	25.6049	82.4284
	S	110.705	104.994	105.449	106.522
18	T	19.7588	36.9554	25.4869	82.2011
	S	112.148	104.573	105.937	106.816
19	T	19.7703	36.8950	25.5506	82.2159
	S	112.083	104.744	105.673	106.797

Event: Chris Griffis Memorial OT - Pro Mazda

Track: Indianapolis Motor Speedway RC

2.439 mile(s)



Report: Section Data Report

Pro Mazda

Session: Test Session 1

October 21, 2017

Section Data for Car 80 - Wright, Kris

Lap	T/SF to I3A	I3A to I6	I6 to SF	Lap	
20	T	20.0523	37.3051	25.5965	82.9539
	S	110.506	103.593	105.483	105.847
21	T	20.2181	38.2921	25.7528	84.2630
	S	109.600	100.923	104.843	104.202

Event: Chris Griffis Memorial OT - Pro Mazda
Track: Indianapolis Motor Speedway RC
Report: Section Data Report
Session: Test Session 1

2.439 mile(s)



Pro Mazda
October 21, 2017

Section Data for Car 81 - Frederick, Kaylen (R)

Lap	T/SF to I3A	I3A to I6	I6 to SF	Lap	
1	T	39.4076		320.4514	
	S	98.066		27.400	
2	T	20.4347	37.5498	26.5003	84.4848
	S	108.439	102.918	101.886	103.929
3	T	24.9963	37.2637	25.8925	88.1525
	S	88.649	103.708	104.277	99.605
4	T	19.6727	36.6681	25.8979	82.2387
	S	112.639	105.393	104.256	106.767
5	T	21.7954	36.5194	25.6407	83.9555
	S	101.669	105.822	105.301	104.584
6	T	19.7093	36.6797	25.5333	81.9223
	S	112.430	105.359	105.744	107.180
7	T	19.6169	36.5754	25.4354	81.6277
	S	112.959	105.660	106.151	107.566
8	T	22.5032	36.2664	25.5267	84.2963
	S	98.471	106.560	105.772	104.161
9	T	19.5221	36.0750	25.4195	81.0166
	S	113.508	107.125	106.218	108.378
10	T	19.5031	36.3676	25.5770	81.4477
	S	113.618	106.263	105.564	107.804
11	T		36.9162		342.0235
	S		104.684		25.672
12	T	19.4684	36.0635	25.5802	81.1121
	S	113.821	107.159	105.550	108.250
13	T	19.4283	35.9619	25.3088	80.6990
	S	114.056	107.462	106.682	108.804
14	T	19.6379	36.1352	25.4953	81.2684
	S	112.838	106.947	105.902	108.042
15	T	19.4262	36.0897	25.5389	81.0548
	S	114.068	107.082	105.721	108.327
16	T	19.4325	36.0907	25.2463	80.7695
	S	114.031	107.079	106.946	108.709
17	T	19.5003	36.1994	25.3829	81.0826
	S	113.635	106.757	106.371	108.290
18	T	19.5443	36.2676	25.4270	81.2389
	S	113.379	106.556	106.186	108.081
19	T	19.4601	36.0067	25.4793	80.9461
	S	113.869	107.329	105.968	108.472

Event: Chris Griffis Memorial OT - Pro Mazda

Track: Indianapolis Motor Speedway RC

2.439 mile(s)



Report: Section Data Report

Pro Mazda

Session: Test Session 1

October 21, 2017

Section Data for Car 81 - Frederick, Kaylen (R)

Lap	T/SF to I3A	I3A to I6	I6 to SF	Lap	
20	T	19.5211	36.3919	25.3616	81.2746
	S	113.514	106.192	106.460	108.034
21	T	19.4957	36.4117	25.4210	81.3284
	S	113.661	106.135	106.211	107.962
22	T	19.5762	36.7457	25.6065	81.9284
	S	113.194	105.170	105.442	107.172

Event: Chris Griffis Memorial OT - Pro Mazda
Track: Indianapolis Motor Speedway RC
Report: Section Data Report
Session: Test Session 1

2.439 mile(s)



Pro Mazda
October 21, 2017

Section Data for Car 91 - Lastochkin, Nikita

Lap	T/SF to I3A	I3A to I6	I6 to SF	Lap	
1	T	21.2829	38.0598	27.2247	86.5674
	S	104.117	101.539	99.175	101.428
2	T	20.1406	37.0660	26.2176	83.4242
	S	110.022	104.261	102.984	105.250
3	T	20.5240	36.6960	25.8621	83.0821
	S	107.967	105.312	104.400	105.683
4	T	20.1850	36.4747	25.8055	82.4652
	S	109.780	105.951	104.629	106.474
5	T	19.7324	37.6642	25.7677	83.1643
	S	112.298	102.605	104.782	105.579
6	T	19.8329	37.4784	25.8068	83.1181
	S	111.729	103.114	104.624	105.638
7	T	19.7429	37.5321	25.6786	82.9536
	S	112.238	102.966	105.146	105.847
8	T	19.6500	36.8923	25.8207	82.3630
	S	112.769	104.752	104.567	106.606
9	T	19.8477	36.5578	25.6756	82.0811
	S	111.646	105.711	105.158	106.972
10	T	19.6461	36.7040	25.7881	82.1382
	S	112.791	105.289	104.699	106.898
11	T	19.7290	36.5472	25.6647	81.9409
	S	112.317	105.741	105.203	107.155
12	T		36.8347		546.7798
	S		104.916		16.058
13	T	19.7484	36.3877	25.6366	81.7727
	S	112.207	106.205	105.318	107.376
14	T	19.8120	36.5172	26.7876	83.1168
	S	111.847	105.828	100.793	105.639
15	T	19.6256	37.3589	25.5674	82.5519
	S	112.909	103.444	105.603	106.362
16	T	19.7665	36.4591	25.8157	82.0413
	S	112.104	105.997	104.588	107.024
17	T	19.7129	36.6261	25.6943	82.0333
	S	112.409	105.513	105.082	107.035
18	T	19.6146	36.6872	25.5744	81.8762
	S	112.972	105.338	105.574	107.240
19	T	19.7735	36.6284	25.5445	81.9464
	S	112.065	105.507	105.698	107.148

Event: Chris Griffis Memorial OT - Pro Mazda

Track: Indianapolis Motor Speedway RC

2.439 mile(s)



Report: Section Data Report

Pro Mazda

Session: Test Session 1

October 21, 2017

Section Data for Car 91 - Lastochkin, Nikita

Lap	T/SF to I3A	I3A to I6	I6 to SF	Lap	
20	T	19.7036	36.8038	25.5949	82.1023
	S	112.462	105.004	105.490	106.945
21	T	19.6328	36.6539	25.6029	81.8896
	S	112.868	105.433	105.457	107.222
22	T	20.0282	37.1489	25.7611	82.9382
	S	110.639	104.029	104.809	105.867
23	T	19.8020	36.5899	25.5832	81.9751
	S	111.903	105.618	105.538	107.111

Event: Chris Griffis Memorial OT - Pro Mazda

Track: Indianapolis Motor Speedway RC

2.439 mile(s)



Report: Section Data Report

Pro Mazda






Session: Test Session 1

October 21, 2017

Section Data for Car

Report Support Information

Section Legend	
Name	Length
SF to I3A	0.615530 miles
I3A to I6	1.073485 miles
I6 to SF	0.750000 miles
Lap	2.439000 miles

Color Legend	
	Fastest Lap
	Section Under Caution
	Section Under Green
	Section Time Data
	Section Speed Data

