

Event: **MRTI IMS Open Test**  
Track: **Indianapolis Motor Speedway RC**  
Report: **Section Data Report**  
Session: **Pro Mazda Test Session 1**

**2.439 mile(s)**   
**Pro Mazda**  
**May 10, 2018**

**Section Data for Car 1 - Cunha, Carlos**

Lap	T/S I6 to I7	I7 to I8	I8 to I9	I9 to SF	SF to I1	I1 to I2	I2 to I3A	I3A to I3	I3 to I4	I4 to I5A	I5A to I5	I5 to I6	Lap	PI to PO	PO to SF	
1	T	5.6411	7.6949	8.5379	4.4292	6.2390		4.3892	9.8416	9.5832	6.6409	5.4136	7.5790	92.5100		89.7855
	S	124.613	71.328	100.301	133.617	146.658		89.010	84.936	128.207	89.836	85.895	97.428	94.913		89.778
2	T	5.6326	7.4526	8.4055	4.4025	6.2012	9.9282	3.8370	8.2696	9.0091	6.3413	5.2279	7.5505	82.2580		
	S	124.801	73.647	101.881	134.428	147.552	91.681	101.820	101.082	136.377	94.080	88.946	97.796	106.742		
3	T	5.5205	7.2222	8.4258	4.3986	6.1833	9.5966	3.8092	8.2176	8.9905	6.2405	5.1074	7.4607	81.1729		
	S	127.335	75.997	101.636	134.547	147.979	94.849	102.563	101.722	136.659	95.600	91.044	98.973	108.169		
4	T	5.4679	7.1632	8.4233	4.4000	6.1775	9.5492	3.8036	8.2728	9.0056	6.2138	5.1557	7.4668	81.0994		
	S	128.560	76.623	101.666	134.504	148.118	95.320	102.714	101.043	136.430	96.011	90.191	98.892	108.267		
5	T	5.4511	7.2214	8.4500	4.3999	6.1603	9.4854	3.8135	8.6408	9.6680	6.7694	5.2286	7.7892	83.0776		
	S	128.956	76.005	101.345	134.507	148.532	95.961	102.447	96.740	127.083	88.131	88.934	94.799	105.689		
6	T	6.1852						3.8884	8.5740	9.0560	6.5256	5.2823	7.5177	351.5379	264.2993	82.1605
	S	113.651						100.474	97.493	135.671	91.423	88.030	98.223	24.977	5.375	98.110
7	T	5.5084	7.2670	8.4608	4.4189	6.2303	9.6280	3.7854	8.2650	8.9996	6.2583	5.1456	7.7039	81.6712		
	S	127.615	75.528	101.215	133.929	146.863	94.540	103.208	101.138	136.521	95.328	90.368	95.849	107.509		
8	T	5.5103	7.1264	8.4683	4.4217	6.2244	9.5104	3.7682	8.3153	9.0067	6.2921	5.1431	7.5024	81.2893		
	S	127.571	77.018	101.126	133.844	147.002	95.709	103.679	100.527	136.414	94.816	90.412	98.423	108.014		
9	T	5.4716	7.1279	8.4706	4.4122	6.1975	9.4657	3.8488	8.2688	8.9219	6.6028	5.8328	7.5664	82.1870		
	S	128.473	77.002	101.098	134.132	147.640	96.161	101.507	101.092	137.710	90.354	79.722	97.591	106.834		
10	T	5.5337	7.6959	8.4979	4.4127	6.1904	9.5558	3.8471	8.3316	8.9849	6.2769	5.1931	7.5758	82.0958		
	S	127.032	71.319	100.774	134.117	147.810	95.254	101.552	100.330	136.745	95.045	89.542	97.469	106.953		
11	T	5.4516	7.2873	8.4520	4.4055	6.1767	9.5325	3.8194	8.3758	8.9807	6.2574	5.0973	7.4880	81.3242		
	S	128.945	75.318	101.321	134.336	148.137	95.487	102.289	99.801	136.809	95.342	91.225	98.612	107.968		
12	T	5.4295						4.5308	8.9493	9.0871	6.6565	5.2480	7.5458	307.8497	220.0526	86.5840
	S	129.469						86.228	93.405	135.207	89.625	88.605	97.857	28.522	6.456	93.098
13	T	5.4258	7.1845	8.4036	4.4089	6.2117	9.5680	3.8081	8.3167	9.0328	6.2374	5.1432	7.4876	81.2283		
	S	129.558	76.396	101.904	134.233	147.303	95.132	102.592	100.510	136.019	95.647	90.411	98.618	108.095		
14	T	5.4154	7.1158	8.4631	4.4075	6.2020	9.4444	3.8239	8.3382	9.0193	6.4084	5.1469	7.7124	81.4973		
	S	129.807	77.133	101.188	134.275	147.533	96.377	102.168	100.251	136.223	93.095	90.346	95.743	107.739		
15	T	5.4590	7.2262	8.4515	4.3918	6.1623	9.5816	3.8332	8.3624	8.9910	6.2460	5.0807	7.7122	81.4979		
	S	128.770	75.955	101.327	134.755	148.484	94.997	101.921	99.960	136.652	95.516	91.523	95.746	107.738		
16	T	5.9048						3.8463	8.5349	8.9994	6.4689	5.2277	7.5136	395.7460	312.9123	80.8865
	S	119.048						101.573	97.940	136.524	92.224	88.949	98.276	22.187	4.540	99.656
17	T	5.4150	7.1314	8.4485	4.4032	6.2242	9.7888	3.9533	8.3030	8.9531	6.2989	5.1096	7.5853	81.6143		
	S	129.816	76.964	101.363	134.406	147.007	92.987	98.824	100.676	137.230	94.714	91.005	97.347	107.584		
18	T	5.4300	7.1816	8.4808	4.4111	6.2081	9.5386	3.7949	8.2960	8.9351	6.2594	5.0953	7.5510	81.1819		
	S	129.458	76.426	100.977	134.166	147.388	95.426	102.949	100.760	137.507	95.311	91.261	97.790	108.157		
19	T	5.4340	7.1793	8.4795	4.4096	6.2061	9.5757	3.8650	8.3979	8.9488	6.2916	5.1281	7.4936	81.4092		
	S	129.362	76.451	100.992	134.211	147.436	95.056	101.082	99.538	137.296	94.823	90.677	98.539	107.855		

**Event:** MRTI IMS Open Test  
**Track:** Indianapolis Motor Speedway RC  
**Report:** Section Data Report  
**Session:** Pro Mazda Test Session 1

2.439 mile(s)



**Pro Mazda**  
**May 10, 2018**

**Section Data for Car 1 - Cunha, Carlos**

Lap	T/SF to PI	
1	T	
	S	
2	T	
	S	
3	T	
	S	
4	T	
	S	
5	T	88.2884
	S	90.648
6	T	
	S	
7	T	
	S	
8	T	
	S	
9	T	
	S	
10	T	
	S	
11	T	82.3637
	S	97.169
12	T	
	S	
13	T	
	S	
14	T	
	S	
15	T	83.3147
	S	96.060
16	T	
	S	
17	T	
	S	
18	T	
	S	
19	T	89.8751
	S	89.048

**Event:** MRTI IMS Open Test  
**Track:** Indianapolis Motor Speedway RC  
**Report:** Section Data Report  
**Session:** Pro Mazda Test Session 1

2.439 mile(s)



**Pro Mazda**  
**May 10, 2018**

**Section Data for Car 1 - Cunha, Carlos**

Lap	T/S	I6 to I7	I7 to I8	I8 to I9	I9 to SF	SF to I1	I1 to I2	I2 to I3A	I3A to I3	I3 to I4	I4 to I5A	I5A to I5	I5 to I6	Lap	PI to PO	PO to SF
20	T	5.5660						4.3449	9.3932	9.7473	6.9354	5.7012	7.7754	393.7066	298.5605	86.8147
	S	126.294						89.917	88.991	126.049	86.021	81.562	94.967	22.302	4.758	92.851
21	T	5.4542	7.3738	8.4204	4.3885	6.1878	9.6526	3.7774	8.2929	8.9633	6.3312	5.0746	7.4707	81.3874		
	S	128.883	74.434	101.701	134.857	147.872	94.299	103.426	100.798	137.074	94.230	91.633	98.841	107.884		
22	T	5.3759	7.1454	8.3265	4.3832	6.1791	9.4241	3.7396	8.1217	8.9171	6.1411	5.0645	7.4676	80.2858		
	S	130.760	76.814	102.848	135.020	148.080	96.585	104.472	102.923	137.784	97.147	91.816	98.882	109.364		
23	T	6.3258	7.0538	8.4011	4.3853	6.1660	9.4060	3.8079	8.1428	8.9037	6.1227	5.0587	7.4374			
	S	111.125	77.811	101.935	134.955	148.394	96.771	102.598	102.656	137.992	97.439	91.921	99.283			

**Event:** MRTI IMS Open Test  
**Track:** Indianapolis Motor Speedway RC  
**Report:** Section Data Report  
**Session:** Pro Mazda Test Session 1

2.439 mile(s)



**Pro Mazda**  
**May 10, 2018**

**Section Data for Car 1 - Cunha, Carlos**

Lap	T/SF to PI	
20	T	
	S	
21	T	
	S	
22	T	
	S	
23	T	84.1223
	S	95.137

Event: **MRTI IMS Open Test**  
 Track: **Indianapolis Motor Speedway RC**  
 Report: **Section Data Report**  
 Session: **Pro Mazda Test Session 1**

2.439 mile(s)   
**Pro Mazda**  
**May 10, 2018**

**Section Data for Car 10 - Scott, Harrison (R)**

Lap	T/S I6 to I7	I7 to I8	I8 to I9	I9 to SF	SF to I1	I1 to I2	I2 to I3A	I3A to I3	I3 to I4	I4 to I5A	I5A to I5	I5 to I6	Lap	PI to PO	PO to SF	
1	T	6.1050	7.8370	9.0250	4.4558	6.2051	10.4125	3.8934	8.7482	10.9551	9.3247	5.7635	7.7314	90.4567	97.2643	
	S	115.144	70.035	94.888	132.820	147.459	87.417	100.345	95.552	112.152	63.980	80.680	95.508	97.067	82.875	
2	T	5.4963	7.6740	8.4573	4.4168	6.1670	9.8374	3.8462	8.5537	9.0684	6.6461	5.2128	7.6371	83.0131		
	S	127.896	71.522	101.257	133.993	148.370	92.527	101.576	97.725	135.485	89.766	89.203	96.687	105.771		
3	T	5.4693	7.3777	8.5050	4.4049	6.1464	9.4947	3.8240	8.4935	9.0321	6.3091	5.1589	7.5933	81.8089		
	S	128.527	74.395	100.689	134.355	148.868	95.867	102.166	98.418	136.030	94.560	90.135	97.245	107.328		
4	T	5.4223	7.1976	8.5187	4.3974	6.1105			8.7047	9.0293	6.4323	5.1598	7.5755	86.3799		
	S	129.641	76.256	100.528	134.584	149.742			96.030	136.072	92.749	90.120	97.473	101.649		
5	T	5.4047	7.2869	8.5012	4.3958	6.1295	9.5245	3.9064	8.4273	9.0116	6.3619	5.3194	7.5208	81.7900		
	S	130.064	75.322	100.734	134.633	149.278	95.567	100.011	99.191	136.339	93.776	87.416	98.182	107.353		
6	T	5.3768	7.3399	8.5146	4.3932	6.1139	9.5127	3.8666	8.4491	9.0157	6.2625	5.1059	7.7114	81.6623		
	S	130.738	74.778	100.576	134.712	149.659	95.685	101.040	98.935	136.277	95.264	91.071	95.756	107.521		
7	T	5.4528	9.5208	8.4503	4.3723	6.0739	9.5209	3.8872	8.3997	8.9507	6.3501	5.1176	7.7528	83.8491		
	S	128.916	57.649	101.341	135.356	150.645	95.603	100.505	99.517	137.267	93.950	90.863	95.244	104.717		
8	T	5.4316						3.9573	8.5781	9.1394	6.6386	5.2428	7.6038	691.2138	611.2209	82.5206
	S	129.419						98.724	97.447	134.433	89.867	88.693	97.111	12.703	2.324	97.682
9	T	5.4287	7.4855	8.4541	4.4125	6.1753	9.6232	3.9301	8.3829	8.9972	6.3595	5.1291	7.6044	81.9825		
	S	129.489	73.324	101.296	134.123	148.171	94.587	99.408	99.716	136.558	93.811	90.659	97.103	107.101		
10	T	5.4675	7.2285	8.4860	4.4144	6.1605	9.4711	3.9081	8.3999	9.0294	6.3650	5.1370	7.5760	81.6434		
	S	128.570	75.931	100.915	134.065	148.527	96.106	99.967	99.514	136.071	93.730	90.520	97.467	107.546		
11	T	5.4092	7.4640	8.4699	4.4103	6.1660	9.4530	3.8792	8.4236	9.0457	6.3869	5.1217	7.5989	81.8284		
	S	129.955	73.535	101.107	134.190	148.394	96.290	100.712	99.234	135.825	93.409	90.790	97.173	107.303		
12	T	5.4204	7.2747	8.4988	4.4048	6.1389	10.0723	5.3702	9.8846	11.9827	9.2356	5.9925	7.5999	91.8754		
	S	129.687	75.448	100.763	134.358	149.050	90.369	72.750	84.567	102.534	64.597	77.597	97.160	95.569		
13	T	5.4429	7.4154	8.4457	4.4172	6.1755	9.5174	3.9399	8.4746	9.0181	6.3292	5.1335	7.6697	81.9791		
	S	129.151	74.017	101.396	133.980	148.166	95.638	99.160	98.637	136.241	94.260	90.581	96.276	107.105		
14	T	5.4561						4.3640	8.7084	10.1071	7.1474	5.2896	7.6108	287.3153	204.6952	85.6312
	S	128.838						89.524	95.989	121.562	83.470	87.908	97.021	30.560	6.940	94.134
15	T	5.4186	7.3434	8.3632	4.4127	6.1818	9.5244	3.8718	8.4947	9.0247	6.3510	5.1676	7.7249	81.8788		
	S	129.730	74.742	102.397	134.117	148.015	95.568	100.904	98.404	136.142	93.937	89.984	95.588	107.237		
16	T	5.3987	7.3773	8.4531	4.4162	6.1793	9.5589	3.8807	8.5515	8.9976	6.3246	5.1292	7.6210	81.8881		
	S	130.208	74.399	101.308	134.011	148.075	95.223	100.673	97.750	136.552	94.329	90.657	96.891	107.224		
17	T	5.4111	7.2501	8.4677	4.4047	6.1697	9.6111	3.8579	8.9203	9.0116	6.3466	5.3443	7.7808	82.5759		
	S	129.910	75.704	101.133	134.361	148.305	94.706	101.268	93.709	136.339	94.002	87.009	94.901	106.331		
18	T	5.5044						4.6959	9.9836	11.0358	8.2185	6.0725	8.0345	274.7431	187.0652	91.0085
	S	127.708						83.196	83.728	111.332	72.591	76.575	91.905	31.959	7.594	88.572
19	T	5.5681	7.6634	8.5295	4.6105	6.8102	10.5255	3.9067	8.7757	9.8664	6.5365	5.1299	7.6186	85.5410		
	S	126.247	71.621	100.400	128.363	134.357	86.478	100.003	95.253	124.527	91.271	90.645	96.922	102.646		

**Event:** MRTI IMS Open Test  
**Track:** Indianapolis Motor Speedway RC  
**Report:** Section Data Report  
**Session:** Pro Mazda Test Session 1

2.439 mile(s)



**Pro Mazda**  
**May 10, 2018**

**Section Data for Car 10 - Scott, Harrison (R)**

Lap	T/SF to PI
1	T
	S
2	T
	S
3	T
	S
4	T
	S
5	T
	S
6	T
	S
7	T 79.3060
	S 100.915
8	T
	S
9	T
	S
10	T
	S
11	T
	S
12	T
	S
13	T 78.7847
	S 101.583
14	T
	S
15	T
	S
16	T
	S
17	T 80.0832
	S 99.936
18	T
	S
19	T
	S

**Event:** MRTI IMS Open Test  
**Track:** Indianapolis Motor Speedway RC  
**Report:** Section Data Report  
**Session:** Pro Mazda Test Session 1

2.439 mile(s)



**Pro Mazda**  
**May 10, 2018**

**Section Data for Car 10 - Scott, Harrison (R)**

Lap	T/S	I6 to I7	I7 to I8	I8 to I9	I9 to SF	SF to I1	I1 to I2	I2 to I3A	I3A to I3	I3 to I4	I4 to I5A	I5A to I5	I5 to I6	Lap	PI to PO	PO to SF
20	T	5.3979	7.1725	8.4017	4.3895	6.1677	10.0235	4.0336	8.5046	8.9616	6.2334	5.1420	7.5939	82.0219		
	S	130.227	76.523	101.927	134.826	148.354	90.809	96.857	98.289	137.100	95.709	90.432	97.237	107.049		
21	T	5.3536	7.1738	8.3012	4.3829	6.1341	9.4404	3.8591	8.4149	8.9489	6.2481	5.1136	7.6396	81.0102		
	S	131.305	76.509	103.161	135.029	149.166	96.418	101.237	99.337	137.295	95.484	90.934	96.655	108.386		
22	T	5.3791	7.2309	8.3857	4.3893	6.1417	9.4642	3.9376	8.4115	8.9806	6.2059	5.1317	7.5498	81.2080		
	S	130.683	75.905	102.122	134.832	148.982	96.176	99.218	99.377	136.810	96.133	90.613	97.805	108.122		
23	T	5.3575	7.2684	8.3535	4.3785	6.1259	9.4406	3.8376	8.4357	8.9735	6.2300	5.0947	7.6005	81.0964		
	S	131.209	75.514	102.516	135.165	149.366	96.416	101.804	99.092	136.918	95.761	91.271	97.153	108.271		
24	T	5.5051														
	S	127.692														

**Event:** MRTI IMS Open Test  
**Track:** Indianapolis Motor Speedway RC  
**Report:** Section Data Report  
**Session:** Pro Mazda Test Session 1

2.439 mile(s)



**Pro Mazda**  
**May 10, 2018**

**Section Data for Car 10 - Scott, Harrison (R)**

Lap	T/SF to PI	
20	T	
	S	
21	T	
	S	
22	T	
	S	
23	T	84.1487
	S	95.108
24	T	
	S	



Event: **MRTI IMS Open Test**  
Track: **Indianapolis Motor Speedway RC**  
Report: **Section Data Report**  
Session: **Pro Mazda Test Session 1**

2.439 mile(s)   
**Pro Mazda**  
**May 10, 2018**

**Section Data for Car 2 - VeeKay, Rinus (R)**

Lap	T/S I6 to I7	I7 to I8	I8 to I9	I9 to SF	SF to I1	I1 to I2	I2 to I3A	I3A to I3	I3 to I4	I4 to I5A	I5A to I5	I5 to I6	Lap	PI to PO	PO to SF	
1	T	5.6908	7.8636	8.5518	4.4609	6.3003	10.2999	3.9748	8.6045	9.0957	6.6615	5.2650	7.6225	84.3913		88.3193
	S	123.525	69.798	100.138	132.668	145.231	88.372	98.290	97.148	135.079	89.558	88.319	96.872	104.044		91.269
2	T	5.5041	7.4947	8.4595	4.4272	6.2307	9.8125	3.8418	8.3295	9.0711	6.3617	5.1486	7.4719	82.1533		
	S	127.715	73.234	101.231	133.678	146.853	92.762	101.692	100.355	135.445	93.779	90.316	98.825	106.878		
3	T	5.4692	7.2246	8.4570	4.4241	6.2259	9.6023	3.7680	8.2283	9.0281	6.2789	5.0827	7.5457	81.3348		
	S	128.530	75.971	101.261	133.771	146.967	94.793	103.684	101.590	136.090	95.015	91.487	97.858	107.954		
4	T	5.4486	7.2410	8.3543	4.4201	6.2130	9.4588	3.8305	8.2448	9.0200	6.2098	5.0897	7.5293	81.0599		
	S	129.016	75.799	102.506	133.892	147.272	96.231	101.992	101.386	136.212	96.072	91.361	98.071	108.320		
5	T	5.4296	7.1437	8.4487	4.4293	6.2008	9.5696	3.8624	8.3086	9.0165	6.2314	5.0306	7.5612	81.2324		
	S	129.467	76.832	101.360	133.614	147.562	95.117	101.150	100.608	136.265	95.739	92.434	97.658	108.090		
6	T	5.4798	7.2967	8.3783	4.4237	6.1926	9.4804	3.8306	8.2354	9.0457	6.3269	4.9929	7.5699	81.2529		
	S	128.281	75.221	102.212	133.784	147.757	96.011	101.990	101.502	135.825	94.294	93.132	97.545	108.063		
7	T	5.4466						3.7825	8.3732	9.0599	6.3792	5.0895	7.4817	377.8719	297.8030	80.7130
	S	129.063						103.287	99.831	135.613	93.521	91.365	98.695	23.236	4.770	99.870
8	T	5.4564	7.4007	8.3668	4.4251	6.2296	9.4983	3.7816	8.2156	9.0260	6.1860	4.9932	7.5848	81.1641		
	S	128.831	74.164	102.353	133.741	146.879	95.831	103.311	101.747	136.122	96.442	93.127	97.354	108.181		
9	T	5.4864	7.2160	8.3644	4.4297	6.2228	9.5197	3.7764	8.2614	9.0249	6.1988	5.0600	7.6043	81.1648		
	S	128.127	76.062	102.382	133.602	147.040	95.615	103.454	101.182	136.139	96.243	91.897	97.104	108.180		
10	T	5.4610	7.2424	8.3840	4.4284	6.2201	9.5199	3.8111	8.3713	9.0650	6.3270	5.0164	7.5931	81.4397		
	S	128.723	75.785	102.143	133.642	147.104	95.613	102.512	99.854	135.536	94.293	92.696	97.247	107.815		
11	T	5.4321	7.2582	8.5403	4.4285	6.2016	9.6167	3.7796	8.3303	9.0413	6.2619	5.0721	7.6464	81.6090		
	S	129.408	75.620	100.273	133.639	147.543	94.651	103.366	100.346	135.892	95.273	91.678	96.570	107.591		
12	T	5.4405	7.2549	8.4559	4.4314	6.1930	9.5313	3.7983	8.4505	9.0459	6.2507	5.1025	7.6435	81.5984		
	S	129.208	75.654	101.274	133.551	147.747	95.499	102.857	98.918	135.822	95.444	91.132	96.606	107.605		
13	T	5.4329						3.8047	8.4566	9.0394	6.3699	5.1962	7.5959	558.2577	479.0355	80.6606
	S	129.388						102.684	98.847	135.920	93.658	89.488	97.212	15.728	2.965	99.935
14	T	5.4800	7.3862	8.4295	4.4313	6.2459	9.5234	3.8038	8.2984	9.0351	6.2346	5.0597	7.6417	81.5696		
	S	128.276	74.309	101.591	133.554	146.496	95.578	102.708	100.731	135.985	95.690	91.903	96.629	107.643		
15	T	5.4701	7.2708	8.4140	4.4302	6.2318	9.6320	3.8114	8.3943	9.0442	6.2794	5.1177	7.5892	81.6851		
	S	128.509	75.489	101.778	133.587	146.828	94.500	102.503	99.581	135.848	95.008	90.861	97.297	107.491		
16	T	5.4224	7.2201	8.4639	4.4302	6.2162	9.6227	3.8165	8.5011	9.0249	6.3276	5.1427	7.6211	81.8094		
	S	129.639	76.019	101.178	133.587	147.196	94.592	102.367	98.330	136.139	94.284	90.419	96.890	107.328		
17	T	5.4580	7.2764	8.4254	4.4313	6.2263	9.4940	3.8223	8.4312	9.0168	6.2816	5.1359	7.7014	81.7006		
	S	128.793	75.431	101.641	133.554	146.957	95.874	102.211	99.145	136.261	94.974	90.539	95.880	107.470		
18	T	5.4790						4.2469	9.2422	10.9753	8.8154	5.5405	8.1472	425.6928	337.5789	89.1210
	S	128.300						91.992	90.445	111.946	67.676	83.927	90.633	20.626	4.208	90.448
19	T	6.1813	7.4848	8.4422	4.3955	7.0247	9.8564	3.7851	8.2674	9.6703	6.4337	4.9903	7.5456	84.0773		
	S	113.723	73.330	101.438	134.642	130.255	92.349	103.216	101.109	127.053	92.729	93.181	97.860	104.432		

**Event:** MRTI IMS Open Test  
**Track:** Indianapolis Motor Speedway RC  
**Report:** Section Data Report  
**Session:** Pro Mazda Test Session 1

2.439 mile(s)



**Pro Mazda**  
**May 10, 2018**

**Section Data for Car 2 - VeeKay, Rinus (R)**

Lap	T/SF to PI	
1	T	
	S	
2	T	
	S	
3	T	
	S	
4	T	
	S	
5	T	
	S	
6	T	80.6793
	S	99.197
7	T	
	S	
8	T	
	S	
9	T	
	S	
10	T	
	S	
11	T	
	S	
12	T	80.3043
	S	99.661
13	T	
	S	
14	T	
	S	
15	T	
	S	
16	T	
	S	
17	T	81.6062
	S	98.071
18	T	
	S	
19	T	
	S	

**Event:** MRTI IMS Open Test  
**Track:** Indianapolis Motor Speedway RC  
**Report:** Section Data Report  
**Session:** Pro Mazda Test Session 1

2.439 mile(s)



**Pro Mazda**  
**May 10, 2018**

**Section Data for Car 2 - VeeKay, Rinus (R)**

Lap	T/S I6 to I7	I7 to I8	I8 to I9	I9 to SF	SF to I1	I1 to I2	I2 to I3A	I3A to I3	I3 to I4	I4 to I5A	I5A to I5	I5 to I6	Lap	PI to PO	PO to SF	
20	T	5.4111	7.0516	8.3271	4.3853	6.1756	9.4744	3.7958	8.1883	8.9130	6.2341	5.0471	7.4694	80.4728		
	S	129.910	77.835	102.841	134.955	148.164	96.072	102.925	102.086	137.848	95.698	92.132	98.858	109.110		
21	T	5.4065	7.1605	8.3629	4.3980	6.1823	9.3587	3.7995	8.1986	8.9658	6.1637	4.9543	7.5034	80.4542		
	S	130.020	76.652	102.400	134.565	148.003	97.260	102.825	101.958	137.036	96.791	93.858	98.410	109.135		
22	T	5.3898	7.1237	8.4455	4.4068	6.1918	9.5602	3.7957	8.2025	8.9452	6.1574	5.0016	7.4982	80.7184		
	S	130.423	77.048	101.399	134.297	147.776	95.210	102.927	101.909	137.351	96.890	92.970	98.478	108.778		
23	T	5.3870	7.1348	8.3682	4.4122	6.1923	9.4601	3.8621	8.2762	8.9816	6.2993	5.0727	7.6774	81.1239		
	S	130.491	76.928	102.335	134.132	147.764	96.218	101.158	101.002	136.795	94.707	91.667	96.180	108.234		
24	T	5.4509														
	S	128.961														

**Event:** MRTI IMS Open Test  
**Track:** Indianapolis Motor Speedway RC  
**Report:** Section Data Report  
**Session:** Pro Mazda Test Session 1

2.439 mile(s)



**Pro Mazda**  
**May 10, 2018**

**Section Data for Car 2 - VeeKay, Rinus (R)**

Lap	T/SF to PI	
20	T	
	S	
21	T	
	S	
22	T	
	S	
23	T	79.6877
	S	100.432
24	T	
	S	

Event: **MRTI IMS Open Test**  
Track: **Indianapolis Motor Speedway RC**  
Report: **Section Data Report**  
Session: **Pro Mazda Test Session 1**

**2.439 mile(s)**   
**Pro Mazda**  
**May 10, 2018**

**Section Data for Car 27 - Laurini, Lodovico (R)**

Lap	T/S I6 to I7	I7 to I8	I8 to I9	I9 to SF	SF to I1	I1 to I2	I2 to I3A	I3A to I3	I3 to I4	I4 to I5A	I5A to I5	I5 to I6	Lap	PI to PO	PO to SF
1	T	6.0418	8.8962	9.4306	4.7409	6.4902	11.0737	4.3327	9.4664	9.5557	7.3061	5.7787	7.7501	90.8631	107.5284
	S	116.349	61.696	90.807	124.832	140.982	82.197	90.171	88.303	128.576	81.657	80.468	95.277	96.633	74.964
2	T	5.5274	8.5459	8.6221	4.4736	6.2022	10.5313	4.0201	8.6606	9.0771	7.0590	5.5140	7.7790	86.0123	
	S	127.176	64.225	99.322	132.291	147.528	86.431	97.182	96.519	135.356	84.515	84.331	94.923	102.083	
3	T	5.7271	8.2273	8.4497	4.4245	6.2363	10.1344	3.9914	8.5825	9.1352	6.9043	5.5203	7.6266	84.9596	
	S	122.742	66.712	101.348	133.759	146.722	89.816	97.881	97.397	134.495	86.409	84.235	96.820	103.348	
4	T	5.5757	7.8704	8.3192	4.4303	6.2372	10.0110	3.8890	8.4620	9.1946	6.6368	5.4505	7.5671	83.6438	
	S	126.075	69.738	102.938	133.584	146.700	90.923	100.458	98.784	133.626	89.891	85.313	97.582	104.974	
5	T	5.4764	7.6817	8.3552	4.4417	6.2385	9.6155	3.8796	8.4297	9.1077	6.4740	5.3093	7.6521	82.6614	
	S	128.361	71.451	102.495	133.241	146.670	94.663	100.702	99.162	134.901	92.152	87.582	96.498	106.221	
6	T	5.4732	7.3562	8.3208	4.4257	6.2276	9.8880	3.9270	8.3719	9.0946	6.4188	5.2216	7.6226	82.3480	
	S	128.436	74.612	102.918	133.723	146.927	92.054	99.486	99.847	135.095	92.944	89.053	96.871	106.626	
7	T	5.4692	7.4691	8.3423	4.4216	6.2068	9.6234	3.8136	8.6535	9.1260	6.4197	5.1819	7.5957	82.3228	
	S	128.530	73.485	102.653	133.847	147.419	94.585	102.444	96.598	134.630	92.931	89.735	97.214	106.658	
8	T	5.4556	7.8955	8.4897	4.4540	6.2529	9.7037	3.8931	8.4016	9.1295	6.4818	5.1016	7.6258	82.8848	
	S	128.850	69.516	100.871	132.873	146.332	93.802	100.352	99.494	134.579	92.041	91.148	96.830	105.935	
9	T	5.4665	7.5329	8.3325	4.4356	6.2301	9.7151	3.8876	8.4602	9.2035	6.5564	5.1495	7.7613	82.7312	
	S	128.593	72.862	102.774	133.425	146.868	93.692	100.494	98.805	133.497	90.994	90.300	95.140	106.132	
10	T	5.5774						3.9815	8.8144	9.2388	6.5386	5.3817	7.6415	534.9198	441.8150
	S	126.036						98.124	94.834	132.987	91.241	86.404	96.631	16.414	3.215
11	T	5.4762	7.5697	8.4548	4.4085	6.1867	9.6021	3.9498	8.5778	9.0736	6.3560	5.1878	7.8268	82.6698	
	S	128.365	72.508	101.287	134.245	147.898	94.795	98.912	97.450	135.408	93.863	89.633	94.344	106.210	
12	T	5.4942	7.3780	8.3714	4.4070	6.1836	9.4910	3.9007	8.5322	9.0308	6.3240	5.1573	7.7080	81.9782	
	S	127.945	74.392	102.296	134.290	147.972	95.904	100.157	97.971	136.050	94.338	90.163	95.798	107.107	
13	T	5.4642	7.4018	8.3179	4.4196	6.1995	9.6832	3.8690	8.5097	9.0667	6.3713	5.1534	7.6958	82.1521	
	S	128.647	74.153	102.954	133.908	147.593	94.001	100.977	98.230	135.511	93.637	90.232	95.950	106.880	
14	T	5.4531	7.5075	8.3155	4.4229	6.2028	9.8487	5.5886	9.4589	9.2017	6.8021	5.8787	8.4828	87.1633	
	S	128.909	73.109	102.984	133.808	147.514	92.421	69.907	88.373	133.523	87.707	79.099	87.048	100.735	
15	T	6.8163						4.7420	10.4020	9.6955	7.4114	5.8772	8.3583	558.1759	460.9067
	S	103.128						82.388	80.360	126.722	80.496	79.119	88.344	15.731	3.082
16	T	5.6521	7.9503	8.4264	4.4308	6.2507	10.2004	3.8869	8.7171	10.0238	6.7175	5.2012	7.6971	85.1543	
	S	124.371	69.037	101.629	133.569	146.384	89.234	100.512	95.893	122.572	88.811	89.402	95.933	103.112	
17	T	5.4850	7.5442	8.3050	4.4257	6.2444	9.7561	3.8220	8.4350	8.9877	6.3222	5.0765	7.7850	82.1888	
	S	128.159	72.753	103.114	133.723	146.531	93.298	102.219	99.100	136.702	94.364	91.599	94.850	106.832	
18	T	5.5218	7.4258	8.2866	4.4164	6.2313	9.6310	3.8349	8.4436	9.0042	6.2987	5.0609	7.6128	81.7680	
	S	127.305	73.913	103.343	134.005	146.839	94.510	101.875	98.999	136.451	94.717	91.881	96.996	107.382	
19	T	5.4413	7.3684	8.2484	4.4153	6.2259	9.4872	3.8883	8.4095	8.9673	6.2988	5.0493	7.7163	81.5160	
	S	129.189	74.489	103.822	134.038	146.967	95.943	100.476	99.401	137.013	94.715	92.092	95.695	107.714	

**Event:** MRTI IMS Open Test  
**Track:** Indianapolis Motor Speedway RC  
**Report:** Section Data Report  
**Session:** Pro Mazda Test Session 1

2.439 mile(s)



**Pro Mazda**  
**May 10, 2018**

**Section Data for Car 27 - Laurini, Lodovico (R)**

Lap	T/SF to PI
1	T
	S
2	T
	S
3	T
	S
4	T
	S
5	T
	S
6	T
	S
7	T
	S
8	T
	S
9	T 82.4151
	S 97.108
10	T
	S
11	T
	S
12	T
	S
13	T
	S
14	T 87.4731
	S 91.493
15	T
	S
16	T
	S
17	T
	S
18	T
	S
19	T
	S

**Event:** MRTI IMS Open Test  
**Track:** Indianapolis Motor Speedway RC  
**Report:** Section Data Report  
**Session:** Pro Mazda Test Session 1

2.439 mile(s)



**Pro Mazda**  
**May 10, 2018**

**Section Data for Car 27 - Laurini, Lodovico (R)**

Lap	T/S	I6 to I7	I7 to I8	I8 to I9	I9 to SF	SF to I1	I1 to I2	I2 to I3A	I3A to I3	I3 to I4	I4 to I5A	I5A to I5	I5 to I6	Lap	PI to PO	PO to SF
20	T	5.5247	7.5004	8.2716	4.4079	6.2261	9.5542	3.9030	8.4623	8.9879	6.3686	4.9859	7.6757	81.8683		
	S	127.239	73.178	103.531	134.263	146.962	95.270	100.098	98.780	136.699	93.677	93.263	96.201	107.250		
21	T	5.4949	7.4843	8.2686	4.4067	6.2080	9.7147	3.8972	8.3805	8.9684	6.2715	5.0406	7.8171	81.9525		
	S	127.929	73.335	103.568	134.300	147.390	93.696	100.247	99.745	136.996	95.127	92.251	94.461	107.140		
22	T	5.4650	7.3616	8.3278	4.4193	6.2113	9.5097	3.8605	8.4918	9.0547	6.3499	5.1736	7.9328	82.1580		
	S	128.628	74.558	102.832	133.917	147.312	95.716	101.200	98.437	135.690	93.953	89.879	93.083	106.872		
23	T	5.8891														
	S	119.365														

**Event:** MRTI IMS Open Test  
**Track:** Indianapolis Motor Speedway RC  
**Report:** Section Data Report  
**Session:** Pro Mazda Test Session 1

2.439 mile(s)



**Pro Mazda**  
**May 10, 2018**

**Section Data for Car 27 - Laurini, Lodovico (R)**

Lap	T/SF to PI	
20	T	
	S	
21	T	
	S	
22	T	83.2109
	S	96.179
23	T	
	S	



Event: **MRTI IMS Open Test**  
Track: **Indianapolis Motor Speedway RC**  
Report: **Section Data Report**  
Session: **Pro Mazda Test Session 1**

**2.439 mile(s)**   
**Pro Mazda**  
**May 10, 2018**

**Section Data for Car 3 - Askew, Oliver (R)**

Lap	T/S I6 to I7	I7 to I8	I8 to I9	I9 to SF	SF to I1	I1 to I2	I2 to I3A	I3A to I3	I3 to I4	I4 to I5A	I5A to I5	I5 to I6	Lap	PI to PO	PO to SF
1	T	5.7520	7.6440	8.6830	4.4454	6.2329	10.4284	3.9649	8.8624	9.1384	6.3920	5.3987	7.5444	84.4865	86.1120
	S	122.210	71.803	98.625	133.130	146.802	87.284	98.535	94.321	134.448	93.334	86.132	97.875	103.927	93.608
2	T	5.4448	10.3802	8.8179	4.4397	6.1925	10.5821	3.9014	8.6373	9.3133	6.9438	5.5869	7.8704	88.1103	
	S	129.106	52.876	97.117	133.301	147.759	86.016	100.139	96.779	131.923	85.917	83.230	93.821	99.652	
3	T	5.8669						3.7977	8.6585	9.0787	6.6059	5.2181	7.5494	153.9733	73.3805
	S	119.817						102.873	96.542	135.332	90.312	89.113	97.810	57.025	19.359
4	T	5.5274	7.3600	8.4737	4.4536	6.2558	9.8295	3.7811	8.2980	9.0365	6.3306	5.0946	7.4717	81.9125	
	S	127.176	74.574	101.061	132.885	146.264	92.602	103.325	100.736	135.964	94.239	91.273	98.827	107.192	
5	T	5.4475	7.2375	8.4388	4.4398	6.2396	9.7029	3.7425	8.3420	9.0805	6.4283	5.0886	7.5014	81.6894	
	S	129.042	75.836	101.479	133.298	146.644	93.810	104.391	100.205	135.305	92.807	91.381	98.436	107.485	
6	T	5.4930	7.2758	8.3881	4.4488	6.2451	9.6168	3.7859	8.2228	9.0400	6.3281	5.0630	7.4861	81.3935	
	S	127.973	75.437	102.093	133.029	146.515	94.650	103.194	101.657	135.911	94.276	91.843	98.637	107.876	
7	T	5.4622	7.2449	8.3976	4.4477	6.2436	9.6736	3.7805	8.2618	9.0456	6.2725	5.1069	7.5654	81.5023	
	S	128.694	75.759	101.977	133.062	146.550	94.094	103.341	101.178	135.827	95.112	91.053	97.603	107.732	
8	T	5.4793	7.3564	8.5501	4.4560	6.2400	9.6283	3.7640	8.3653	9.0383	6.2734	5.1368	7.5017	81.7896	
	S	128.293	74.610	100.158	132.814	146.635	94.537	103.794	99.926	135.937	95.098	90.523	98.432	107.354	
9	T	5.4900	7.2570	8.4126	4.4479	6.2429	9.6254	3.7701	8.3214	9.0337	6.2198	5.1024	7.4770	81.4002	
	S	128.043	75.632	101.795	133.056	146.566	94.565	103.626	100.453	136.006	95.918	91.134	98.757	107.867	
10	T	5.7093						3.8306	8.8449	9.1557	6.7634	5.1518	7.6045	496.3590	415.5847
	S	123.124						101.990	94.507	134.194	88.209	90.260	97.102	17.690	3.418
11	T	5.5335	7.2122	8.4428	4.4493	6.2510	9.4773	3.8027	8.2584	9.0501	6.2758	5.1524	7.4985	81.4040	
	S	127.036	76.102	101.431	133.014	146.377	96.043	102.738	101.219	135.759	95.062	90.249	98.474	107.862	
12	T	5.4705	7.1166	8.3958	4.4424	6.2297	9.5318	3.8018	8.2603	9.0597	6.3040	5.0928	7.5019	81.2073	
	S	128.499	77.124	101.999	133.220	146.877	95.494	102.762	101.196	135.616	94.637	91.305	98.430	108.123	
13	T	5.4539	7.1196	8.4245	4.4340	6.1797	9.6034	3.7567	8.5164	9.1874	6.3959	5.0762	7.5169	81.6646	
	S	128.890	77.092	101.652	133.473	148.065	94.782	103.996	98.153	133.731	93.277	91.604	98.233	107.518	
14	T	5.4713	7.1550	8.4423	4.4472	6.2240	9.5855	3.7794	8.3122	9.0463	6.2838	5.0619	7.5439	81.3528	
	S	128.480	76.711	101.437	133.077	147.012	94.959	103.371	100.564	135.816	94.941	91.863	97.882	107.930	
15	T	5.4809	7.1511	8.4377	4.4409	6.2332	9.6601	3.7799	8.2803	9.0394	6.2788	5.0941	7.5369	81.4133	
	S	128.255	76.752	101.493	133.265	146.795	94.225	103.358	100.952	135.920	95.017	91.282	97.973	107.850	
16	T	5.4807						3.8530	8.6939	9.0667	6.7536	5.2153	7.6308	373.0926	293.9404
	S	128.260						101.397	96.149	135.511	88.337	89.161	96.767	23.534	4.833
17	T	5.4714	7.1567	8.5339	4.4460	6.2272	9.7264	3.7607	8.4312	9.4856	7.8528	7.8659	13.4197	92.3775	
	S	128.478	76.692	100.348	133.113	146.936	93.583	103.885	99.145	129.526	75.972	59.116	55.024	95.049	
18	T	12.6811													
	S	55.433													

**Event:** MRTI IMS Open Test  
**Track:** Indianapolis Motor Speedway RC  
**Report:** Section Data Report  
**Session:** Pro Mazda Test Session 1

2.439 mile(s)



**Pro Mazda**  
**May 10, 2018**

**Section Data for Car 3 - Askew, Oliver (R)**

Lap	T/SF to PI
1	T
	S
2	T 84.5667
	S 94.638
3	T
	S
4	T
	S
5	T
	S
6	T
	S
7	T
	S
8	T
	S
9	T 80.1138
	S 99.898
10	T
	S
11	T
	S
12	T
	S
13	T
	S
14	T
	S
15	T 79.1609
	S 101.100
16	T
	S
17	T 103.8754
	S 77.046
18	T
	S

Event: **MRTI IMS Open Test**  
Track: **Indianapolis Motor Speedway RC**  
Report: **Section Data Report**  
Session: **Pro Mazda Test Session 1**

**2.439 mile(s)**   
**Pro Mazda**  
**May 10, 2018**

**Section Data for Car 78 - Wright, Kris (R)**

Lap	T/S I6 to I7	I7 to I8	I8 to I9	I9 to SF	SF to I1	I1 to I2	I2 to I3A	I3A to I3	I3 to I4	I4 to I5A	I5A to I5	I5 to I6	Lap	PI to PO	PO to SF
1	T	6.5118					4.2428	9.1053	9.3913	6.8560	5.3348	7.8838	160.9308	70.1274	88.2587
	S	107.951					92.081	91.805	130.827	87.017	87.164	93.662	54.560	20.257	91.331
2	T	5.6018	7.6811	8.6859	4.4699	6.2681	10.1768	4.0531	8.9997	9.2255	6.8086	5.2646	8.0281	85.2632	
	S	125.487	71.456	98.592	132.401	145.977	89.441	96.391	92.882	133.178	87.623	88.326	91.978	102.980	
3	T	5.5648	7.4740	8.4305	4.4272	6.2387	10.0192	3.8945	8.5225	9.0603	7.1334	5.3600	7.7433	83.8684	
	S	126.322	73.436	101.579	133.678	146.665	90.848	100.316	98.083	135.607	83.633	86.754	95.361	104.693	
4	T	5.5154	7.5083	8.3635	4.4055	6.1639	9.8380	3.8871	8.5120	9.0308	6.6001	5.2456	8.0471	83.1173	
	S	127.453	73.101	102.393	134.336	148.445	92.522	100.507	98.204	136.050	90.391	88.646	91.761	105.639	
5	T	5.5817	7.5254	8.3687	4.4145	6.1903	9.9593	3.8564	8.8342	9.1703	6.3887	5.0052	8.9183	84.2130	
	S	125.939	72.935	102.329	134.062	147.812	91.395	101.307	94.622	133.980	93.382	92.903	82.797	104.264	
6	T	5.6608	7.3791	8.4700	4.4195	6.2076	9.8386	3.8196	8.5568	9.0694	6.3817	5.0419	7.7938	82.6388	
	S	124.179	74.381	101.106	133.911	147.400	92.516	102.283	97.689	135.471	93.485	92.227	94.743	106.250	
7	T	5.5181	7.4239	8.3179	4.4223	6.2050	9.7514	3.8043	8.4728	9.0293	6.3030	5.1040	7.6727	82.0247	
	S	127.391	73.932	102.954	133.826	147.462	93.343	102.695	98.658	136.072	94.652	91.105	96.238	107.046	
8	T	5.5223	7.4163	8.3967	4.4273	6.2298	9.6642	3.8183	8.5480	9.0785	6.4568	5.0689	7.8197	82.4468	
	S	127.294	74.008	101.988	133.675	146.875	94.185	102.318	97.790	135.335	92.397	91.736	94.429	106.498	
9	T	5.5247					3.8404	8.7717	9.0399	6.3786	5.1507	8.2633	168.9251	87.0994	82.3277
	S	127.239					101.729	95.296	135.913	93.530	90.279	89.360	51.978	16.310	97.911
10	T	5.6587	7.4463	8.4526	4.4146	6.2004	10.0490	3.8800	8.5336	9.0770	6.3450	4.9193	7.7657	82.7422	
	S	124.225	73.710	101.314	134.059	147.571	90.579	100.691	97.955	135.357	94.025	94.526	95.086	106.118	
11	T	5.5550	7.4297	8.3579	4.4401	6.2779	9.8025	3.8513	8.4897	9.0583	6.2438	5.0160	7.8465	82.3687	
	S	126.544	73.874	102.462	133.289	145.749	92.857	101.442	98.462	135.637	95.549	92.703	94.107	106.599	
12	T	5.5183	7.3658	8.3394	4.4280	6.2660	9.5819	3.8225	8.5621	9.0897	6.1889	4.9625	7.7513	81.8764	
	S	127.386	74.515	102.689	133.654	146.026	94.994	102.206	97.629	135.168	96.397	93.703	95.263	107.240	
13	T	5.5278	7.1976	8.5155	4.4426	6.2719	9.5655	3.7895	8.5863	9.0724	6.5854	6.3568	7.8553	83.7666	
	S	127.167	76.256	100.565	133.214	145.889	95.157	103.096	97.354	135.426	90.593	73.150	94.001	104.820	
14	T	5.5343	7.5643	8.3641	4.4366	6.2673	9.7816	3.8209	8.6662	9.0925	6.2515	5.1448	7.9262	82.8503	
	S	127.018	72.560	102.386	133.395	145.996	93.055	102.249	96.456	135.126	95.432	90.383	93.161	105.979	
15	T	5.5409	7.3952	8.4009	4.4187	6.2412	9.6395	3.8567	8.6397	9.0482	6.3235	5.1929	7.6962	82.3936	
	S	126.866	74.219	101.937	133.935	146.606	94.427	101.300	96.752	135.788	94.345	89.545	95.945	106.567	
16	T	5.4465	7.3634	8.4338	4.4196	6.2350	9.8710	3.8294	8.6314	9.0881	6.4882	5.2606	7.8747	82.9417	
	S	129.065	74.539	101.539	133.908	146.752	92.212	102.022	96.845	135.192	91.950	88.393	93.770	105.862	
17	T	5.5343					4.5473	10.1228	9.5488	7.6287	5.7905	8.3428	431.2375	341.1131	91.8335
	S	127.018					85.915	82.577	128.669	78.203	80.304	88.509	20.361	4.165	87.776
18	T	5.7315	8.0045	8.3504	4.4058	6.2741	9.9576	3.8695	10.0066	9.9456	6.7138	5.3525	7.6467	86.2586	
	S	122.648	68.569	102.554	134.327	145.838	91.410	100.964	83.536	123.536	88.860	86.875	96.566	101.792	
19	T	5.4978	7.5470	8.3191	4.4183	6.2473	9.7366	3.7522	8.3367	9.0172	6.4240	5.1090	7.5610	81.9662	
	S	127.861	72.726	102.939	133.947	146.463	93.485	104.121	100.269	136.255	92.869	91.016	97.660	107.122	

**Event:** MRTI IMS Open Test  
**Track:** Indianapolis Motor Speedway RC  
**Report:** Section Data Report  
**Session:** Pro Mazda Test Session 1

2.439 mile(s)



**Pro Mazda**  
**May 10, 2018**

**Section Data for Car 78 - Wright, Kris (R)**

Lap	T/SF to PI
1	T
	S
2	T
	S
3	T
	S
4	T
	S
5	T
	S
6	T
	S
7	T
	S
8	T 82.1544
	S 97.416
9	T
	S
10	T
	S
11	T
	S
12	T
	S
13	T
	S
14	T
	S
15	T
	S
16	T 82.0615
	S 97.527
17	T
	S
18	T
	S
19	T
	S

**Event:** MRTI IMS Open Test  
**Track:** Indianapolis Motor Speedway RC  
**Report:** Section Data Report  
**Session:** Pro Mazda Test Session 1

2.439 mile(s)



**Pro Mazda**  
**May 10, 2018**

**Section Data for Car 78 - Wright, Kris (R)**

Lap	T/S	I6 to I7	I7 to I8	I8 to I9	I9 to SF	SF to I1	I1 to I2	I2 to I3A	I3A to I3	I3 to I4	I4 to I5A	I5A to I5	I5 to I6	Lap	PI to PO	PO to SF
20	T	5.4821	7.4366	8.2486	4.4057	6.2527	9.5667	3.7609	8.7571	9.0565	6.3301	5.0293	7.6014	81.9277		
	S	128.227	73.806	103.819	134.330	146.337	95.145	103.880	95.455	135.663	94.247	92.458	97.141	107.173		
21	T	5.4485	7.3771	8.2828	4.4201	6.2604	9.7286	3.8066	8.3683	9.0339	6.1926	5.2468	8.0678	82.2335		
	S	129.018	74.401	103.391	133.892	146.157	93.562	102.633	99.890	136.003	96.339	88.625	91.525	106.774		
22	T	5.5305	7.4534	8.3147	4.4171	6.2602	9.6871	3.8160	8.4683	8.9978	6.2430	5.0862	7.5420	81.8163		
	S	127.105	73.639	102.994	133.983	146.161	93.963	102.380	98.710	136.549	95.562	91.424	97.906	107.318		
23	T	5.4666	7.2663	8.3518	4.4714	6.2981	9.5240	3.8208	8.8367	14.4602						
	S	128.591	75.536	102.536	132.356	145.282	95.572	102.251	94.595	84.967						

**Event:** MRTI IMS Open Test  
**Track:** Indianapolis Motor Speedway RC  
**Report:** Section Data Report  
**Session:** Pro Mazda Test Session 1

2.439 mile(s)



**Pro Mazda**  
**May 10, 2018**

**Section Data for Car 78 - Wright, Kris (R)**

Lap	T/SF to PI	
20	T	
	S	
21	T	
	S	
22	T	
	S	
23	T	
	S	

Event: **MRTI IMS Open Test**  
Track: **Indianapolis Motor Speedway RC**  
Report: **Section Data Report**  
Session: **Pro Mazda Test Session 1**

**2.439 mile(s)**   
**Pro Mazda**  
**May 10, 2018**

**Section Data for Car 79 - Malukas, David (R)**

Lap	T/S I6 to I7	I7 to I8	I8 to I9	I9 to SF	SF to I1	I1 to I2	I2 to I3A	I3A to I3	I3 to I4	I4 to I5A	I5A to I5	I5 to I6	Lap	PI to PO	PO to SF	
1	T	6.8697					4.1577	9.2425	11.1028	7.2161	5.7517	8.0586	162.5887	74.7445	88.7950	
	S	102.327					93.966	90.442	110.660	82.675	80.846	91.630	54.004	19.006	90.780	
2	T	6.0363	7.7794	8.6060	4.6197	7.2628	11.4288	3.8622	8.5961	9.1455	6.7037	5.2432	7.6741	86.9578		
	S	116.455	70.553	99.508	128.107	125.984	79.643	101.155	97.243	134.343	88.994	88.686	96.221	100.973		
3	T	5.6067	7.5248	8.4743	4.3978	6.1849	9.9988	3.8105	8.4045	8.9885	6.5933	5.0237	7.4352	82.4430		
	S	125.378	72.941	101.054	134.571	147.941	91.034	102.528	99.460	136.690	90.484	92.561	99.313	106.503		
4	T	5.4632	7.2703	8.4253	4.3780	6.6294	11.9586	4.8274	9.2722	13.4947	9.6668	9.0309	7.6956	98.1124		
	S	128.671	75.494	101.642	135.180	138.022	76.115	80.930	90.152	91.046	61.715	51.490	95.952	89.493		
5	T	5.4722	7.4777	8.3905	4.3581	6.1126	9.7154	3.8090	8.2379	8.9399	6.3412	5.0224	7.4684	81.3453		
	S	128.459	73.400	102.063	135.797	149.691	93.689	102.568	101.471	137.433	94.082	92.585	98.871	107.940		
6	T	5.4039	7.4204	8.4276	4.3949	6.1643	9.7246	3.8407	8.1948	8.9547	6.3663	4.9544	7.4702	81.3168		
	S	130.083	73.967	101.614	134.660	148.435	93.600	101.722	102.005	137.206	93.711	93.856	98.847	107.978		
7	T	5.4372	7.3559	8.3614	4.3784	6.1523	9.6637	3.8160	8.1756	8.9703	6.3297	4.9925	7.4700	81.1030		
	S	129.286	74.615	102.419	135.168	148.725	94.190	102.380	102.244	136.967	94.253	93.140	98.850	108.262		
8	T	5.4287	7.6865	8.4094	4.3756	6.1173	9.7331	3.8491	12.4582	12.8728	6.8848	5.0496	7.4952	90.3603		
	S	129.489	71.406	101.834	135.254	149.576	93.519	101.500	67.097	95.444	86.653	92.087	98.518	97.171		
9	T	5.4772	7.4621	8.3613	4.3913	6.1670	9.7541	3.7997	8.2683	8.9410	6.3340	4.9881	7.5010	81.4451		
	S	128.342	73.554	102.420	134.771	148.370	93.317	102.819	101.098	137.416	94.189	93.222	98.441	107.808		
10	T	5.4647	7.4062	8.3663	4.3788	6.1629	9.6331	3.8307	8.2753	8.9677	6.3280	4.9550	7.5154	81.2841		
	S	128.636	74.109	102.359	135.155	148.469	94.490	101.987	101.013	137.007	94.278	93.845	98.253	108.021		
11	T	5.4668	7.4866	8.4160	4.3801	6.1506	9.7739	3.8400	8.3792	8.9584	6.4098	5.0507	7.4861	81.7982		
	S	128.586	73.313	101.754	135.115	148.766	93.128	101.740	99.760	137.149	93.075	92.066	98.637	107.342		
12	T	5.4716						4.3600	10.0490	9.1756	6.5998	5.1155	7.4949	237.5207	157.4667	82.9350
	S	128.473						89.606	83.183	133.903	90.395	90.900	98.522	36.967	9.021	97.194
13	T	5.4727	7.4250	8.3974	4.4004	6.2087	9.7654	3.8416	8.2318	8.9705	6.4447	5.0040	7.4650	81.6272		
	S	128.447	73.921	101.980	134.492	147.374	93.209	101.698	101.546	136.964	92.571	92.926	98.916	107.567		
14	T	5.4120	7.3987	8.3831	4.3960	6.1967	9.7261	3.8180	8.2330	8.9559	6.4101	4.9709	7.4978	81.3983		
	S	129.888	74.184	102.154	134.627	147.659	93.586	102.326	101.532	137.187	93.070	93.544	98.483	107.870		
15	T	5.4521	7.4644	8.3628	4.3912	6.1959	9.6664	3.8482	8.2613	8.9472	6.4875	5.0085	7.5630	81.6485		
	S	128.933	73.531	102.402	134.774	147.678	94.164	101.523	101.184	137.321	91.960	92.842	97.634	107.539		
16	T	5.4827						4.5173	9.9184	10.2842	7.2489	5.4038	7.7781	357.8514	272.5662	89.8736
	S	128.213						86.486	84.279	119.468	82.301	86.051	94.934	24.536	5.212	89.690
17	T	5.5812	8.0053	8.7204	4.4588	6.2307	9.9701	3.8170	8.3022	10.1723	6.8000	5.0749	7.4237	84.5566		
	S	125.950	68.563	98.202	132.730	146.853	91.296	102.353	100.685	120.783	87.734	91.627	99.466	103.841		
18	T	5.4067	7.2818	8.2517	4.3421	6.1170	9.5341	3.8134	8.3098	8.8950	6.2715	4.9237	7.4704	80.6172		
	S	130.015	75.375	103.780	136.298	149.583	95.471	102.450	100.593	138.127	95.127	94.441	98.845	108.915		
19	T	5.3867	7.2647	8.2997	4.3793	6.1775	9.5046	3.8038	8.2335	8.9201	6.2824	4.9214	7.4688	80.6425		
	S	130.498	75.552	103.180	135.140	148.118	95.767	102.708	101.525	137.738	94.962	94.485	98.866	108.881		

**Event:** MRTI IMS Open Test  
**Track:** Indianapolis Motor Speedway RC  
**Report:** Section Data Report  
**Session:** Pro Mazda Test Session 1

2.439 mile(s)



**Pro Mazda**  
**May 10, 2018**

**Section Data for Car 79 - Malukas, David (R)**

Lap	T/SF to PI	
1	T	
	S	
2	T	
	S	
3	T	
	S	
4	T	
	S	
5	T	
	S	
6	T	
	S	
7	T	
	S	
8	T	
	S	
9	T	
	S	
10	T	
	S	
11	T	78.8632
	S	101.482
12	T	
	S	
13	T	
	S	
14	T	
	S	
15	T	78.1553
	S	102.401
16	T	
	S	
17	T	
	S	
18	T	
	S	
19	T	77.3562
	S	103.459



**Event:** MRTI IMS Open Test  
**Track:** Indianapolis Motor Speedway RC  
**Report:** Section Data Report  
**Session:** Pro Mazda Test Session 1

2.439 mile(s)



**Pro Mazda**  
**May 10, 2018**

**Section Data for Car 79 - Malukas, David (R)**

Lap	T/S	I6 to I7	I7 to I8	I8 to I9	I9 to SF	SF to I1	I1 to I2	I2 to I3A	I3A to I3	I3 to I4	I4 to I5A	I5A to I5	I5 to I6	Lap	PI to PO	PO to SF
20	T	5.4208						3.8774	8.6575	8.8645	6.3236	5.0026	7.4487	264.9616	186.9853	81.3017
	S	129.677						100.759	96.553	138.602	94.344	92.952	99.133	33.138	7.597	99.147
21	T	5.4053	7.2689	8.3317	4.3636	6.1649	9.5828	3.8399	8.1509	8.8606	6.3224	4.9096	7.3989	80.5995		
	S	130.049	75.508	102.784	135.626	148.421	94.986	101.743	102.554	138.663	94.361	94.712	99.800	108.939		
22	T	5.3546	7.2966	8.2826	4.3703	6.1730	9.5904	3.8341	8.2161	8.8801	6.2492	5.0024	7.4265	80.6759		
	S	131.280	75.222	103.393	135.418	148.226	94.910	101.897	101.740	138.358	95.467	92.955	99.429	108.835		
23	T	5.3654	7.2814	8.5721	4.8231	6.8309	11.4926	4.6431	10.7732	11.4274	8.3314	6.3257	9.5579	95.4242		
	S	131.016	75.379	99.901	122.705	133.950	79.201	84.142	77.592	107.517	71.608	73.510	77.256	92.014		
24	T	8.0056														
	S	87.808														

**Event:** MRTI IMS Open Test  
**Track:** Indianapolis Motor Speedway RC  
**Report:** Section Data Report  
**Session:** Pro Mazda Test Session 1

2.439 mile(s)



**Pro Mazda**  
**May 10, 2018**

**Section Data for Car 79 - Malukas, David (R)**

Lap	T/SF to PI	
20	T	
	S	
21	T	
	S	
22	T	
	S	
23	T	98.4918
	S	81.257
24	T	
	S	

Event: **MRTI IMS Open Test**  
Track: **Indianapolis Motor Speedway RC**  
Report: **Section Data Report**  
Session: **Pro Mazda Test Session 1**

**2.439 mile(s)**   
**Pro Mazda**  
**May 10, 2018**

**Section Data for Car 8 - Lastochkin, Nikita**

Lap	T/S I6 to I7	I7 to I8	I8 to I9	I9 to SF	SF to I1	I1 to I2	I2 to I3A	I3A to I3	I3 to I4	I4 to I5A	I5A to I5	I5 to I6	Lap	PI to PO	PO to SF	
1	T	5.7428	7.9285	8.7523	4.4346	6.2052	10.3495	3.8187	9.1151	9.1382	6.7381	5.2682	7.5298	85.0210		91.0789
	S	122.406	69.227	97.844	133.455	147.457	87.949	102.308	91.706	134.451	88.540	88.265	98.065	103.273		88.503
2	T	5.5351	7.7835	8.5339	4.4536	6.2513	10.1438	3.8176	8.4232	9.0722	6.8085	5.1456	7.6089	83.5772		
	S	126.999	70.516	100.348	132.885	146.370	89.732	102.337	99.239	135.429	87.624	90.368	97.045	105.057		
3	T	5.5333	7.5715	8.5466	4.4562	6.2563	9.9149	3.7471	8.4643	9.0788	6.5165	5.0825	7.5857	82.7537		
	S	127.041	72.491	100.199	132.808	146.253	91.804	104.262	98.757	135.330	91.551	91.490	97.342	106.103		
4	T	5.5243	7.4159	8.5036	4.4626	6.2557	9.8627	3.7389	8.3863	9.0939	6.4815	5.0566	7.6681	82.4501		
	S	127.248	74.012	100.706	132.617	146.267	92.290	104.491	99.676	135.106	92.045	91.959	96.296	106.494		
5	T	5.5006	7.3495	8.5032	4.4506	6.2325	9.7709	3.8949	8.4407	9.1079	6.4781	5.1264	7.5524	82.4077		
	S	127.796	74.680	100.711	132.975	146.811	93.157	100.306	99.033	134.898	92.094	90.707	97.771	106.548		
6	T	5.4507	7.3787	8.5270	4.4494	6.2353	9.9158	3.8059	8.3452	9.1011	6.4519	5.0698	7.5746	82.3054		
	S	128.966	74.385	100.430	133.011	146.745	91.796	102.652	100.166	134.999	92.467	91.720	97.485	106.681		
7	T	5.4211	7.4554	8.4650	4.4420	6.2235	9.8194	3.8475	8.3730	9.0580	6.4601	5.0767	7.6504	82.2921		
	S	129.670	73.620	101.165	133.232	147.023	92.697	101.542	99.834	135.641	92.350	91.595	96.519	106.698		
8	T	5.4566	7.3661	8.4695	4.4619	6.2369	9.6915	3.8513	8.3632	9.0737	6.4213	5.0866	7.5940	82.0726		
	S	128.826	74.512	101.111	132.638	146.707	93.920	101.442	99.951	135.406	92.908	91.417	97.236	106.983		
9	T	5.4650	7.3453	8.5063	4.4562	6.2344	9.7292	3.8302	8.3509	9.0916	6.4730	5.1889	7.7110	82.3820		
	S	128.628	74.723	100.674	132.808	146.766	93.556	102.000	100.098	135.140	92.166	89.614	95.760	106.582		
10	T	5.5535						3.9243	8.6569	9.1695	6.4701	5.0711	7.7801	311.6870	228.9540	82.8924
	S	126.579						99.555	96.560	133.992	92.207	91.696	94.910	28.171	6.205	97.244
11	T	5.4747	7.4585	8.4543	4.4585	6.2223	9.7508	3.8370	8.2944	9.0849	6.3880	5.0469	7.6589	82.1292		
	S	128.401	73.589	101.293	132.739	147.052	93.349	101.820	100.780	135.239	93.392	92.136	96.412	106.910		
12	T	5.5125	7.3462	8.4521	4.4558	6.2527	9.8349	3.8829	8.3450	9.1056	6.4054	5.1316	7.5575	82.2822		
	S	127.520	74.714	101.320	132.820	146.337	92.551	100.616	100.169	134.932	93.139	90.615	97.705	106.711		
13	T	5.4944	7.3652	8.4748	4.4637	6.2453	9.6896	3.8383	8.8774	9.4871	6.5090	5.3122	7.7892	83.5462		
	S	127.940	74.521	101.048	132.585	146.510	93.939	101.785	94.161	129.506	91.656	87.534	94.799	105.096		
14	T	5.5944						3.8079	8.4339	9.0770	6.5201	5.0951	7.6204	448.9652	369.8983	81.2658
	S	125.653						102.598	99.113	135.357	91.500	91.264	96.899	19.557	3.840	99.191
15	T	5.4852	7.3838	8.5541	4.4601	6.2571	9.7301	3.7979	8.3886	9.1360	6.4600	5.0753	7.6697	82.3979		
	S	128.155	74.333	100.111	132.692	146.234	93.548	102.868	99.648	134.483	92.352	91.620	96.276	106.561		
16	T	5.4779	7.2678	8.4526	4.4645	6.2804	9.7644	3.8586	8.4289	9.1212	6.4067	5.1448	7.6834	82.3512		
	S	128.326	75.520	101.314	132.561	145.691	93.219	101.250	99.172	134.701	93.120	90.383	96.104	106.621		
17	T	5.4951	7.2207	8.6074	4.4723	6.2854	9.7774	3.8808	8.4545	9.1372	6.3510	5.1770	7.6326	82.4914		
	S	127.924	76.013	99.492	132.330	145.575	93.095	100.670	98.871	134.465	93.937	89.820	96.744	106.440		
18	T	5.4827	7.1988	8.6958	4.4832	6.2798	9.8793	3.8365	8.5479	9.1029	6.4063	5.1978	7.7500	82.8610		
	S	128.213	76.244	98.480	132.008	145.705	92.135	101.833	97.791	134.972	93.126	89.461	95.279	105.965		
19	T	5.4770	7.3472	8.5489	4.4533	6.2560	9.8535	3.9240	8.5749	9.0936	6.4398	5.1225	8.3441	83.4348		
	S	128.347	74.704	100.172	132.894	146.260	92.376	99.562	97.483	135.110	92.641	90.776	88.495	105.237		

**Event:** MRTI IMS Open Test  
**Track:** Indianapolis Motor Speedway RC  
**Report:** Section Data Report  
**Session:** Pro Mazda Test Session 1

2.439 mile(s)



**Pro Mazda**  
**May 10, 2018**

**Section Data for Car 8 - Lastochkin, Nikita**

Lap	T/SF to PI
1	T
	S
2	T
	S
3	T
	S
4	T
	S
5	T
	S
6	T
	S
7	T
	S
8	T
	S
9	T 82.2958
	S 97.249
10	T
	S
11	T
	S
12	T
	S
13	T 81.4324
	S 98.280
14	T
	S
15	T
	S
16	T
	S
17	T
	S
18	T
	S
19	T 79.8492
	S 100.229

**Event:** MRTI IMS Open Test  
**Track:** Indianapolis Motor Speedway RC  
**Report:** Section Data Report  
**Session:** Pro Mazda Test Session 1

2.439 mile(s)



**Pro Mazda**  
**May 10, 2018**

**Section Data for Car 8 - Lastochkin, Nikita**

Lap	T/S	I6 to I7	I7 to I8	I8 to I9	I9 to SF	SF to I1	I1 to I2	I2 to I3A	I3A to I3	I3 to I4	I4 to I5A	I5A to I5	I5 to I6	Lap	PI to PO	PO to SF
20	T	5.6349						4.1884	9.1749	9.1919	7.2288	5.4780	8.0987	360.3346	278.6700	85.5966
	S	124.750						93.277	91.108	133.665	82.530	84.885	91.176	24.367	5.098	94.172
21	T	5.6592	7.5991	8.4733	4.4412	6.2205	10.1140	3.8677	8.4714	9.0404	6.4270	5.0753	7.6268	83.0159		
	S	124.214	72.227	101.066	133.256	147.094	89.997	101.011	98.674	135.905	92.826	91.620	96.818	105.768		
22	T	5.4011	7.5452	8.3476	4.4101	6.1905	9.6559	3.8025	8.2526	8.9464	6.4227	5.1812	8.7851	82.9409		
	S	130.150	72.743	102.588	134.196	147.807	94.266	102.743	101.290	137.333	92.888	89.748	84.052	105.863		
23	T	5.7556	7.7921	8.5570	4.3928	6.1016	9.9225	3.7071	10.1551	10.2520	6.5161	5.2244	8.0176	86.3939		
	S	122.134	70.438	100.078	134.725	149.961	91.734	105.387	82.314	119.844	91.556	89.005	92.099	101.632		
24	T	5.5024	7.4222	8.4655	4.4383	6.2173	9.6274	3.8037	8.2836	9.0366	6.3222	5.0539	7.6586	81.8317		
	S	127.754	73.949	101.159	133.343	147.170	94.545	102.711	100.911	135.962	94.364	92.008	96.416	107.298		
25	T	5.4615	7.1735	8.4689	4.4208	6.2091	9.6331	3.8211	8.3124	9.0400	6.3094	5.0216	7.5973	81.4687		
	S	128.711	76.513	101.119	133.871	147.364	94.490	102.243	100.562	135.911	94.556	92.600	97.194	107.776		
26	T	5.4507														
	S	128.966														

**Event:** MRTI IMS Open Test  
**Track:** Indianapolis Motor Speedway RC  
**Report:** Section Data Report  
**Session:** Pro Mazda Test Session 1

2.439 mile(s)



**Pro Mazda**  
**May 10, 2018**

**Section Data for Car 8 - Lastochkin, Nikita**

Lap	T/SF to PI	
20	T	
	S	
21	T	
	S	
22	T	
	S	
23	T	
	S	
24	T	
	S	
25	T	81.5970
	S	98.082
26	T	
	S	

Event: **MRTI IMS Open Test**  
Track: **Indianapolis Motor Speedway RC**  
Report: **Section Data Report**  
Session: **Pro Mazda Test Session 1**

2.439 mile(s)   
**Pro Mazda**  
**May 10, 2018**

**Section Data for Car 81 - Gutierrez, Andres (R)**

Lap	T/S I6 to I7	I7 to I8	I8 to I9	I9 to SF	SF to I1	I1 to I2	I2 to I3A	I3A to I3	I3 to I4	I4 to I5A	I5A to I5	I5 to I6	Lap	PI to PO	PO to SF	
1	T	5.8097	7.9478	8.7832	4.4489	6.2060	10.5824	3.8707	8.6609	9.9544	8.5947	5.5278	7.8231	88.2096		97.3927
	S	120.997	69.059	97.500	133.026	147.438	86.013	100.933	96.515	123.426	69.414	84.120	94.388	99.540		82.766
2	T	5.5912	7.5681	8.5406	4.4234	6.2020	10.0450	3.7664	8.5364	9.0773	6.3235	5.2457	7.6807	83.0003		
	S	125.725	72.523	100.270	133.793	147.533	90.615	103.728	97.923	135.353	94.345	88.644	96.138	105.788		
3	T	5.5009	7.4186	8.4712	4.4085	6.1844	9.8172	3.7730	8.5875	9.1654	6.2933	5.2140	7.6548	82.4888		
	S	127.789	73.985	101.091	134.245	147.953	92.718	103.547	97.340	134.052	94.798	89.183	96.464	106.444		
4	T	5.4919	7.3564	8.4452	4.4126	6.1629	9.7920	3.7736	8.4827	9.0466	6.2882	5.2439	7.7219	82.2179		
	S	127.998	74.610	101.402	134.120	148.469	92.956	103.530	98.543	135.812	94.875	88.674	95.625	106.794		
5	T	5.5058	7.4218	8.4239	4.4031	6.1451	9.7682	3.7794	8.6019	9.0345	8.8763	6.2354	7.6752	85.8706		
	S	127.675	73.953	101.659	134.409	148.899	93.183	103.371	97.177	135.994	67.212	74.574	96.207	102.252		
6	T	5.4992	7.4516	8.4277	4.4200	6.1815	9.8073	3.7771	8.6020	9.0658	6.3162	5.1917	7.7511	82.4912		
	S	127.829	73.657	101.613	133.896	148.022	92.811	103.434	97.176	135.524	94.454	89.566	95.265	106.440		
7	T	5.4929	7.4818	8.3965	4.4064	6.1636	9.8796	3.7860	8.6667	9.0564	6.2949	5.1986	7.6951	82.5185		
	S	127.975	73.360	101.991	134.309	148.452	92.132	103.191	96.451	135.665	94.774	89.447	95.958	106.405		
8	T	5.4946	7.3933	8.5919	4.4207	6.1735	9.8427	3.7893	8.6184	9.0431	6.2522	5.1986	7.7596	82.5779		
	S	127.936	74.238	99.671	133.874	148.214	92.477	103.101	96.991	135.865	95.421	89.447	95.161	106.329		
9	T	5.4937	7.4849	8.4957	4.4165	6.1828	9.9582	3.8009	8.8885	9.1047	6.3484	5.4564	8.0211	83.6518		
	S	127.956	73.329	100.800	134.002	147.991	91.405	102.787	94.044	134.945	93.975	85.221	92.058	104.964		
10	T	5.6449					12.3276	4.3291	9.3502	9.2711	7.1844	5.6266	7.9137	757.0313	673.9160	85.4600
	S	124.529					73.837	90.246	89.400	132.523	83.040	82.643	93.308	11.598	2.108	94.322
11	T	5.5580	7.4086	8.4734	4.4304	6.2464	10.1256	3.8001	8.3808	9.0351	7.4216	5.6860	7.6962	84.2622		
	S	126.476	74.085	101.065	133.581	146.484	89.894	102.808	99.741	135.985	80.386	81.780	95.945	104.203		
12	T	5.4817	7.2782	8.4244	4.4142	6.2068	9.7422	3.7525	8.3572	8.9805	6.2970	5.2152	7.5545	81.7044		
	S	128.237	75.412	101.653	134.071	147.419	93.431	104.112	100.023	136.812	94.742	89.162	97.744	107.465		
13	T	5.4753	7.2002	8.4011	4.4128	6.2051	9.6912	3.7214	8.3368	8.9944	6.2559	5.0914	7.6032	81.3888		
	S	128.386	76.229	101.935	134.114	147.459	93.923	104.982	100.267	136.600	95.365	91.330	97.118	107.882		
14	T	5.4428	7.2926	8.4307	4.4152	6.2160	9.7040	3.7590	8.3880	9.0078	6.2286	5.0928	7.5867	81.5642		
	S	129.153	75.263	101.577	134.041	147.201	93.799	103.932	99.655	136.397	95.783	91.305	97.329	107.650		
15	T	5.5002	7.2543	8.4050	4.4338	6.2255	9.7394	3.7584	8.3450	9.0124	6.2241	5.0832	7.6546	81.6359		
	S	127.805	75.660	101.887	133.479	146.976	93.458	103.949	100.169	136.327	95.852	91.478	96.466	107.556		
16	T	5.4772	7.1828	8.3943	4.4225	6.2324	9.6784	3.7912	8.3471	9.0326	6.2606	5.1631	7.6540	81.6362		
	S	128.342	76.414	102.017	133.820	146.813	94.047	103.050	100.144	136.022	95.293	90.062	96.474	107.555		
17	T	5.4990	7.1863	8.3991	4.4251	6.2182	9.6818	3.7803	8.4332	9.0376	6.3136	5.1488	7.6307	81.7537		
	S	127.833	76.376	101.959	133.741	147.149	94.014	103.347	99.121	135.947	94.493	90.312	96.768	107.401		
18	T	5.5593						3.7656	8.4994	9.0241	6.2605	5.1435	7.6002	332.4253	254.2635	79.9613
	S	126.447						103.750	98.349	136.151	95.294	90.405	97.157	26.413	5.587	100.809
19	T	5.4868	7.2330	8.4635	4.4243	6.2275	9.7021	3.7617	8.4983	9.0041	7.3959	5.3024	7.8183	83.3179		
	S	128.117	75.883	101.183	133.765	146.929	93.818	103.858	98.362	136.453	80.665	87.696	94.446	105.384		

**Event:** MRTI IMS Open Test  
**Track:** Indianapolis Motor Speedway RC  
**Report:** Section Data Report  
**Session:** Pro Mazda Test Session 1

2.439 mile(s)



**Pro Mazda**  
**May 10, 2018**

**Section Data for Car 81 - Gutierrez, Andres (R)**

Lap	T/SF to PI
1	T
	S
2	T
	S
3	T
	S
4	T
	S
5	T
	S
6	T
	S
7	T
	S
8	T
	S
9	T 81.2867
	S 98.456
10	T
	S
11	T
	S
12	T
	S
13	T
	S
14	T
	S
15	T
	S
16	T
	S
17	T 80.0523
	S 99.974
18	T
	S
19	T
	S



**Event:** MRTI IMS Open Test  
**Track:** Indianapolis Motor Speedway RC  
**Report:** Section Data Report  
**Session:** Pro Mazda Test Session 1

2.439 mile(s)



**Pro Mazda**  
**May 10, 2018**

**Section Data for Car 81 - Gutierrez, Andres (R)**

Lap	T/S I6 to I7	I7 to I8	I8 to I9	I9 to SF	SF to I1	I1 to I2	I2 to I3A	I3A to I3	I3 to I4	I4 to I5A	I5A to I5	I5 to I6	Lap	PI to PO	PO to SF	
20	T	5.6099	7.4822	8.3749	4.3872	6.2175	9.9603	3.8050	8.5713	9.0488	6.2637	5.1643	7.7357	82.6208		
	S	125.306	73.356	102.254	134.897	147.165	91.386	102.676	97.524	135.779	95.246	90.041	95.455	106.273		
21	T	5.5084	7.3045	8.4018	4.4283	6.2364	9.8262	3.8016	8.6129	9.0679	6.2203	5.1209	7.7027	82.2319		
	S	127.615	75.140	101.926	133.645	146.719	92.633	102.768	97.053	135.493	95.910	90.804	95.864	106.776		
22	T	5.5495					13.8571	3.7654	8.6914	9.0173	6.3937	5.3443	7.7802	124.5214	40.8942	85.2185
	S	126.670					65.687	103.756	96.177	136.253	93.309	87.009	94.909	70.513	34.738	94.590
23	T	5.4991	7.3900	8.4121	4.4119	6.1878	9.7625	3.7864	8.6522	9.0539	6.1959	5.2719	7.7376	82.3613		
	S	127.831	74.271	101.801	134.141	147.872	93.237	103.180	96.612	135.702	96.288	88.203	95.431	106.608		
24	T	5.5098	7.3345	8.4025	4.4167	6.2056	9.8231	3.8074	8.7706	9.0977	6.4268	5.2391	7.7523	82.7861		
	S	127.583	74.833	101.918	133.996	147.447	92.662	102.611	95.308	135.049	92.829	88.756	95.250	106.061		
25	T	6.2547														
	S	112.388														

**Event:** MRTI IMS Open Test  
**Track:** Indianapolis Motor Speedway RC  
**Report:** Section Data Report  
**Session:** Pro Mazda Test Session 1

2.439 mile(s)



**Pro Mazda**  
**May 10, 2018**

**Section Data for Car 81 - Gutierrez, Andres (R)**

Lap	T/SF to PI	
20	T	
	S	
21	T	80.7107
	S	99.159
22	T	
	S	
23	T	
	S	
24	T	82.0660
	S	97.521
25	T	
	S	

Event: **MRTI IMS Open Test**  
Track: **Indianapolis Motor Speedway RC**  
Report: **Section Data Report**  
Session: **Pro Mazda Test Session 1**

**2.439 mile(s)**   
**Pro Mazda**  
**May 10, 2018**

**Section Data for Car 82 - Robb, Sting Ray**

Lap	T/S I6 to I7	I7 to I8	I8 to I9	I9 to SF	SF to I1	I1 to I2	I2 to I3A	I3A to I3	I3 to I4	I4 to I5A	I5A to I5	I5 to I6	Lap	PI to PO	PO to SF
1	T	5.7815	7.8757	8.9385	4.5527	6.3252	10.3230	3.8921	8.7561	9.2596	6.5898	5.3877	7.6674	85.3493	97.2887
	S	121.587	69.691	95.806	129.993	144.659	88.175	100.378	95.466	132.688	90.532	86.308	96.305	102.876	82.854
2	T	5.5965	7.5239	8.5021	4.4345	6.2226	9.9238	3.8370	9.1858	9.1639	6.4892	5.3556	7.5457	83.7806	
	S	125.606	72.949	100.724	133.458	147.045	91.722	101.820	91.000	134.074	91.936	86.825	97.858	104.802	
3	T	5.4868	7.3239	8.5316	4.4090	6.1819	9.7593	4.5057	8.6779	9.0904	6.4816	5.2726	7.5523	83.2730	
	S	128.117	74.941	100.376	134.230	148.013	93.268	86.708	96.326	135.158	92.044	88.192	97.773	105.441	
4	T	5.4959	7.4382	8.4534	4.3948	6.1360	9.7554	3.8045	8.5403	8.9566	6.5254	5.2603	7.5593	82.3201	
	S	127.905	73.790	101.304	134.663	149.120	93.305	102.689	97.878	137.177	91.426	88.398	97.682	106.662	
5	T	5.5153	7.3289	8.3735	4.4109	6.1842	9.7085	3.7925	8.5988	9.2110	6.3970	5.3223	7.6209	82.4638	
	S	127.455	74.890	102.271	134.172	147.958	93.756	103.014	97.212	133.388	93.261	87.368	96.893	106.476	
6	T	5.5130	7.3544	8.4470	4.4321	6.2290	9.7762	3.8309	8.6437	9.0781	6.3629	5.2165	7.6282	82.5120	
	S	127.509	74.631	101.381	133.530	146.894	93.106	101.982	96.707	135.341	93.761	89.140	96.800	106.414	
7	T	5.4977	7.3177	8.4403	4.4223	6.2117	9.6478	3.7931	8.5068	9.0655	6.3387	5.1920	7.6568	82.0904	
	S	127.863	75.005	101.461	133.826	147.303	94.346	102.998	98.264	135.529	94.119	89.561	96.438	106.960	
8	T	5.5185	7.3387	8.4785	4.4285	6.2230	9.6767	3.7795	8.4955	9.1004	6.3561	5.1548	7.6376	82.1878	
	S	127.381	74.790	101.004	133.639	147.035	94.064	103.369	98.394	135.009	93.861	90.207	96.681	106.833	
9	T	5.5464						4.2349	9.3888	9.4757	7.0187	5.5907	7.7969	641.2718	556.8724
	S	126.741						92.253	89.033	129.662	85.000	83.174	94.705	13.692	2.551
10	T	5.6461	7.7466	8.6229	4.4470	6.2652	9.9251	3.8078	8.5891	9.4194	6.4146	5.1750	7.5156	83.5744	
	S	124.503	70.852	99.313	133.083	146.045	91.710	102.600	97.322	130.437	93.005	89.855	98.250	105.061	
11	T	5.5420	7.2268	8.4449	4.4343	6.2657	9.6154	3.7557	8.2662	9.0768	6.3932	5.1868	7.4798	81.6876	
	S	126.841	75.948	101.406	133.464	146.033	94.663	104.024	101.124	135.360	93.316	89.651	98.720	107.488	
12	T	5.4971	7.1863	8.3938	4.4201	6.2289	9.5596	3.7538	8.2654	9.0356	6.2279	5.1317	7.4390	81.1392	
	S	127.877	76.376	102.023	133.892	146.896	95.216	104.076	101.134	135.977	95.793	90.613	99.262	108.214	
13	T	5.4564	7.1479	8.3801	4.4198	6.2172	9.5661	3.7362	8.2200	9.0260	6.2800	5.0384	7.5450	81.0331	
	S	128.831	76.787	102.190	133.902	147.172	95.151	104.567	101.692	136.122	94.999	92.291	97.867	108.356	
14	T	5.4614	7.2089	8.4171	4.4198	6.2078	9.4736	3.7490	8.3205	9.0421	6.2049	5.0809	7.5295	81.1155	
	S	128.713	76.137	101.741	133.902	147.395	96.080	104.210	100.464	135.880	96.148	91.519	98.069	108.246	
15	T	5.4464	7.2403	8.5182	4.4390	6.2294	9.5332	3.7786	8.3464	9.0681	6.3166	5.0929	7.6152	81.6243	
	S	129.068	75.807	100.533	133.322	146.884	95.480	103.393	100.152	135.490	94.448	91.304	96.965	107.571	
16	T	5.4537						3.7583	8.3677	9.0287	6.3448	5.1632	7.5099	340.7123	261.8476
	S	128.895						103.952	99.897	136.081	94.028	90.060	98.325	25.771	5.425
17	T	5.4736	7.1903	8.4936	4.4256	6.2145	9.5639	3.7638	8.2656	8.9775	6.2248	5.0980	7.6041	81.2953	
	S	128.426	76.334	100.825	133.726	147.236	95.173	103.800	101.131	136.857	95.841	91.212	97.107	108.006	
18	T	5.4800	7.3050	8.3929	4.4264	6.2473	9.5759	3.7596	8.3102	9.0101	6.2277	5.1781	7.5213	81.4345	
	S	128.276	75.135	102.034	133.702	146.463	95.054	103.916	100.588	136.362	95.796	89.801	98.176	107.822	
19	T	5.4590	7.1584	8.4155	4.4299	6.2456	9.5873	3.7871	8.3548	9.0077	6.3040	5.1148	7.6078	81.4719	
	S	128.770	76.674	101.760	133.596	146.503	94.941	103.161	100.051	136.398	94.637	90.913	97.059	107.772	

**Event:** MRTI IMS Open Test  
**Track:** Indianapolis Motor Speedway RC  
**Report:** Section Data Report  
**Session:** Pro Mazda Test Session 1

2.439 mile(s)



**Pro Mazda**  
**May 10, 2018**

**Section Data for Car 82 - Robb, Sting Ray**

Lap	T/SF to PI
1	T
	S
2	T
	S
3	T
	S
4	T
	S
5	T
	S
6	T
	S
7	T
	S
8	T 81.4923
	S 98.208
9	T
	S
10	T
	S
11	T
	S
12	T
	S
13	T
	S
14	T
	S
15	T 80.0527
	S 99.974
16	T
	S
17	T
	S
18	T
	S
19	T 79.6192
	S 100.518

**Event:** MRTI IMS Open Test  
**Track:** Indianapolis Motor Speedway RC  
**Report:** Section Data Report  
**Session:** Pro Mazda Test Session 1

2.439 mile(s)



**Pro Mazda**  
**May 10, 2018**

**Section Data for Car 82 - Robb, Sting Ray**

Lap	T/S I6 to I7	I7 to I8	I8 to I9	I9 to SF	SF to I1	I1 to I2	I2 to I3A	I3A to I3	I3 to I4	I4 to I5A	I5A to I5	I5 to I6	Lap	PI to PO	PO to SF
20	T	5.5002					3.7300	8.3749	9.0343	6.2374	5.1671	7.5286	245.7136	167.9188	79.6627
	S	127.805					104.740	99.811	135.997	95.647	89.992	98.081	35.734	8.460	101.187
21	T	5.4755	7.2269	8.3656	4.4100	6.2205	9.6392	3.8248	8.2581	8.9686	6.2571	5.0831	7.5860	81.3154	
	S	128.382	75.947	102.367	134.199	147.094	94.430	102.144	101.223	136.993	95.346	91.480	97.338	107.980	
22	T	5.4321	7.1685	8.3638	4.4114	6.1913	9.5974	3.7648	8.6748	9.0122	6.3011	5.2733	7.5934	81.7841	
	S	129.408	76.566	102.389	134.157	147.788	94.841	103.772	96.361	136.330	94.680	88.180	97.244	107.361	
23	T	5.4677	7.2463	8.3859	4.4245	6.2272	9.6444	3.7479	8.3099	8.9862	6.1899	5.1113	7.6441	81.3853	
	S	128.565	75.744	102.119	133.759	146.936	94.379	104.240	100.592	136.725	96.381	90.975	96.599	107.887	
24	T	5.4470	7.1922	8.3340	4.4100	6.2202	9.6208	3.7951	8.3151	9.0186	6.3243	5.1672	7.5482	81.3927	
	S	129.054	76.314	102.755	134.199	147.101	94.610	102.944	100.529	136.234	94.333	89.991	97.826	107.877	
25	T	5.5386													
	S	126.919													

**Event:** MRTI IMS Open Test  
**Track:** Indianapolis Motor Speedway RC  
**Report:** Section Data Report  
**Session:** Pro Mazda Test Session 1

2.439 mile(s)



**Pro Mazda**  
**May 10, 2018**

**Section Data for Car 82 - Robb, Sting Ray**

Lap	T/SF to PI	
20	T	
	S	
21	T	
	S	
22	T	
	S	
23	T	
	S	
24	T	80.3842
	S	99.562
25	T	
	S	

**Event:** MRTI IMS Open Test  
**Track:** Indianapolis Motor Speedway RC  
**Report:** Section Data Report  
**Session:** Pro Mazda Test Session 1

**2.439 mile(s)**   
**Pro Mazda**  
**May 10, 2018**

**Section Data for Car 83 - Finelli, Charles**

Lap	T/S I6 to I7	I7 to I8	I8 to I9	I9 to SF	SF to I1	I1 to I2	I2 to I3A	I3A to I3	I3 to I4	I4 to I5A	I5A to I5	I5 to I6	Lap	PI to PO	PO to SF	
1	T	6.3045	8.7707	9.8841	4.6896	6.5062	12.4675	4.2691	10.1850	9.7840	8.0942	6.4021	8.4066	95.7636	286.1469	112.6349
	S	111.500	62.579	86.641	126.198	140.635	73.008	91.514	82.073	125.576	73.706	72.632	87.837	91.688	4.964	71.566
2	T	6.0636	8.7304	9.1059	4.5955	6.4221	11.2538	4.0911	9.1832	9.2612	7.7379	5.8674	8.4273	90.7394		
	S	115.930	62.868	94.045	128.782	142.477	80.882	95.496	91.026	132.665	77.100	79.251	87.621	96.765		
3	T	5.8169	9.5858	9.0629	4.5075	6.3027	10.9931	3.9107	9.0644	9.1999	7.3070	7.8203	7.9416	91.5128		
	S	120.847	57.258	94.491	131.296	145.176	82.800	99.901	92.219	133.549	81.646	59.461	92.980	95.947		
4	T	5.6006	8.1981	9.0212	4.4978	6.3070	10.3353	3.9679	9.0474	9.1957	6.9158	5.4779	8.1883	86.7530		
	S	125.514	66.950	94.928	131.579	145.077	88.070	98.461	92.392	133.610	86.265	84.887	90.179	101.211		
5	T	5.7276	8.6438	8.8246	4.4775	6.2311	10.4898	4.0168	8.8816	9.2071	6.9475	5.4766	8.1829	87.1069		
	S	122.731	63.498	97.043	132.176	146.844	86.773	97.262	94.117	133.444	85.871	84.907	90.238	100.800		
6	T	5.7375	8.3074	8.8277	4.6646	6.7176	10.6032	3.9418	8.8226	9.5913	7.3822	5.3442	8.1839	88.1240		
	S	122.519	66.069	97.009	126.874	136.209	85.845	99.113	94.746	128.099	80.815	87.010	90.227	99.637		
7	T	7.1460	8.6942	8.6788	4.5117	6.3232	10.3543	3.9038	9.0611	9.1962	7.1686	5.3873	7.8340	88.2592		
	S	98.370	63.130	98.673	131.174	144.705	87.908	100.077	92.252	133.603	83.223	86.314	94.257	99.484		
8	T	5.6382	8.8709	8.8671	4.5286	6.3214	10.3753	3.8936	9.0268	9.1928	7.0831	5.2911	8.2604	87.3493		
	S	124.677	61.872	96.578	130.685	144.746	87.730	100.339	92.603	133.652	84.227	87.883	89.391	100.521		
9	T	5.7810	8.2027	8.7180	4.5294	6.3363	10.1904	3.8637	8.9455	9.3416	6.9091	5.2962	7.8464	85.9603		
	S	121.597	66.913	98.229	130.661	144.406	89.322	101.116	93.445	131.523	86.349	87.799	94.108	102.145		
10	T	5.6712	7.7680	9.3050	4.5346	6.3448	10.2625	3.9264	8.7184	9.2277	6.7838	5.3725	8.0567	85.9716		
	S	123.952	70.657	92.033	130.512	144.213	88.694	99.501	95.879	133.147	87.943	86.552	91.652	102.131		
11	T	5.7284	7.7663	8.7287	4.4961	6.8938	11.2778	4.0232	8.9606	9.1789	6.7348	5.5706	7.8390	87.1982		
	S	122.714	70.672	98.109	131.629	132.728	80.710	97.107	93.287	133.854	88.583	83.474	94.197	100.695		
12	T	6.1476	8.0674	8.8044	4.4401	6.2087	10.3904	3.9702	9.2560	9.6170	7.0011	5.5246	7.8056	87.2331		
	S	114.346	68.035	97.265	133.289	147.374	87.603	98.404	90.310	127.757	85.214	84.169	94.600	100.654		
13	T	5.6977	7.6932	8.9057	4.4989	6.2937	10.1336	3.9484	8.8480	9.2041	6.7779	5.4183	7.7670	85.1865		
	S	123.375	71.344	96.159	131.547	145.383	89.823	98.947	94.474	133.488	88.020	85.820	95.070	103.073		
14	T	5.6085	7.8011	8.5204	4.4901	6.3104	10.2807	3.9714	8.7855	10.0052	7.2701	5.3828	7.8837	86.3099		
	S	125.337	70.357	100.507	131.805	144.999	88.537	98.374	95.146	122.800	82.061	86.386	93.663	101.731		
15	T	5.7442	8.1050	9.0749	4.5448	6.3614	10.1563	3.8967	8.8174	9.2342	6.8535	5.3724	7.9928	86.1536		
	S	122.376	67.719	94.366	130.219	143.836	89.622	100.260	94.802	133.053	87.049	86.553	92.384	101.916		
16	T	5.7346	7.7558	8.7847	4.5037	6.3125	10.1997	3.9881	8.9098	9.2108	6.8984	5.3010	8.1578	85.7569		
	S	122.581	70.768	97.484	131.407	144.950	89.241	97.962	93.819	133.391	86.483	87.719	90.516	102.387		
17	T	5.7399	7.6452	8.6409	4.4905	6.3062	10.3418	3.9284	8.8278	9.2642	7.0121	5.2764	7.9374	85.4108		
	S	122.468	71.792	99.106	131.793	145.095	88.014	99.451	94.691	132.622	85.080	88.128	93.029	102.802		
18	T	5.7103	7.7571	8.6236	4.5289	6.3504	10.3139	3.9195	9.1174	9.6031	7.0424	5.5115	8.2998	86.7779		
	S	123.103	70.756	99.305	130.676	144.085	88.252	99.676	91.683	127.942	84.714	84.369	88.967	101.182		
19	T	5.8128						6.2429	9.2301	9.4459	6.8342	5.4192	7.9591	493.2387	387.5745	102.0440
	S	120.932						62.580	90.563	130.071	87.295	85.806	92.775	17.802	3.665	78.993

**Event:** MRTI IMS Open Test  
**Track:** Indianapolis Motor Speedway RC  
**Report:** Section Data Report  
**Session:** Pro Mazda Test Session 1

2.439 mile(s)



**Pro Mazda**  
**May 10, 2018**

**Section Data for Car 83 - Finelli, Charles**

Lap	T/SF to PI	
1	T	
	S	
2	T	
	S	
3	T	
	S	
4	T	
	S	
5	T	
	S	
6	T	
	S	
7	T	
	S	
8	T	
	S	
9	T	
	S	
10	T	
	S	
11	T	
	S	
12	T	
	S	
13	T	
	S	
14	T	
	S	
15	T	
	S	
16	T	
	S	
17	T	
	S	
18	T	90.4303
	S	88.501
19	T	
	S	



Event: **MRTI IMS Open Test**  
Track: **Indianapolis Motor Speedway RC**  
Report: **Section Data Report**  
Session: **Pro Mazda Test Session 1**

2.439 mile(s)



**Pro Mazda**  
**May 10, 2018**

**Section Data for Car 83 - Finelli, Charles**

Lap	T/S I6 to I7	I7 to I8	I8 to I9	I9 to SF	SF to I1	I1 to I2	I2 to I3A	I3A to I3	I3 to I4	I4 to I5A	I5A to I5	I5 to I6	Lap	PI to PO	PO to SF	
20	T	5.6987	7.5237	8.9226	4.5071	6.3289	10.8760	4.0979	9.8200	9.5319	6.8894	5.4468	7.9191	87.5621		
	S	123.353	72.951	95.977	131.308	144.575	83.691	95.337	85.123	128.897	86.595	85.371	93.244	100.276		
21	T	5.8013	7.5519	8.7123	4.5010	6.3243	10.0834	3.9202	8.8637	9.1888	6.9497	5.3637	8.1652	85.4255		
	S	121.172	72.679	98.294	131.486	144.680	90.270	99.659	94.307	133.710	85.844	86.694	90.434	102.784		
22	T	5.6601	7.7034	8.8728	4.4949	6.3106	10.3936	3.8792	8.8907	9.3492	6.8828	5.2163	8.2730	85.9266		
	S	124.195	71.250	96.516	131.664	144.994	87.576	100.712	94.021	131.416	86.679	89.144	89.255	102.185		
23	T	5.7675						4.2148	9.1961	9.4513	7.3522	5.3338	7.9893	140.7575	44.3364	88.6062
	S	121.882						92.693	90.898	129.997	81.145	87.180	92.425	62.380	32.041	90.973
24	T	5.7283	7.4416	8.7458	4.5202	6.7787	10.7135	3.9330	8.8132	9.1808	6.8860	5.2201	7.8601	85.8213		
	S	122.716	73.756	97.917	130.927	134.982	84.961	99.334	94.847	133.827	86.638	89.079	93.944	102.310		
25	T	5.6273	8.5747	8.6170	4.5031	6.3467	10.4445	3.9619	8.7609	9.1600	6.9465	5.4592	7.7768	86.1786		
	S	124.919	64.010	99.381	131.425	144.169	87.149	98.610	95.414	134.131	85.884	85.177	94.950	101.886		
26	T	5.6693	7.6915	8.5161	4.4715	6.2861	10.1076	3.9116	8.9720	9.1462	6.8715	5.3097	43.9364	120.8895		
	S	123.993	71.360	100.558	132.353	145.559	90.054	99.878	93.169	134.333	86.821	87.576	16.806	72.632		
27	T	7.3353														
	S	95.832														

**Event:** MRTI IMS Open Test  
**Track:** Indianapolis Motor Speedway RC  
**Report:** Section Data Report  
**Session:** Pro Mazda Test Session 1

2.439 mile(s)



**Pro Mazda**  
**May 10, 2018**

**Section Data for Car 83 - Finelli, Charles**

Lap	T/SF to PI
20	T
	S
21	T
	S
22	T 93.4462
	S 85.645
23	T
	S
24	T
	S
25	T
	S
26	T 128.0522
	S 62.499
27	T
	S

Event: **MRTI IMS Open Test**  
Track: **Indianapolis Motor Speedway RC**  
Report: **Section Data Report**  
Session: **Pro Mazda Test Session 1**

2.439 mile(s)



Pro Mazda  
May 10, 2018

**Section Data for Car 9 - Megennis, Robert (R)**

Lap	T/S I6 to I7	I7 to I8	I8 to I9	I9 to SF	SF to I1	I1 to I2	I2 to I3A	I3A to I3	I3 to I4	I4 to I5A	I5A to I5	I5 to I6	Lap	PI to PO	PO to SF	
1	T	5.8120	7.7490	8.4477	4.4172	6.2050	10.2703	3.8650	8.4031	9.0419	6.6283	5.4187	7.6005	83.8587	91.4990	
	S	120.949	70.830	101.372	133.980	147.462	88.627	101.082	99.476	135.883	90.007	85.814	97.153	104.705	88.097	
2	T	5.5248	7.4718	8.4606	4.4143	6.1898	10.0525	3.8276	8.3965	8.9767	6.4026	5.1846	7.5482	82.4500		
	S	127.236	73.458	101.218	134.068	147.824	90.547	102.070	99.554	136.869	93.179	89.689	97.826	106.494		
3	T	5.4551	7.2985	8.4182	4.4107	6.1873	9.7884	3.8146	8.2663	9.0041	6.2838	5.1795	7.5134	81.6199		
	S	128.862	75.202	101.728	134.178	147.884	92.990	102.418	101.123	136.453	94.941	89.777	98.279	107.577		
4	T	5.4649	7.2877	8.3943	4.4182	6.1900	9.6825	3.8534	8.2593	9.0118	6.2873	5.1706	7.4827	81.5027		
	S	128.631	75.314	102.017	133.950	147.819	94.007	101.386	101.208	136.336	94.888	89.932	98.682	107.731		
5	T	5.4438	7.2938	8.3460	4.4065	6.1646	9.6405	3.8592	8.3206	9.0443	6.1635	5.2254	7.5613	81.4695		
	S	129.129	75.251	102.608	134.306	148.428	94.417	101.234	100.463	135.846	96.794	88.988	97.656	107.775		
6	T	5.4706	7.3329	8.3787	4.4093	6.1700	9.6632	3.8010	8.3603	9.0424	6.2749	5.2054	7.5262	81.6349		
	S	128.497	74.849	102.207	134.220	148.298	94.195	102.784	99.986	135.875	95.076	89.330	98.112	107.557		
7	T	5.4493	7.5536	8.4145	4.3796	6.1723	9.7234	3.8837	8.3471	9.0693	6.3239	5.2383	7.5845	82.1395		
	S	128.999	72.663	101.772	135.131	148.243	93.612	100.595	100.144	135.472	94.339	88.769	97.358	106.896		
8	T	5.4596						4.2043	8.9234	9.2480	6.5212	5.3758	7.5955	374.5691	292.3084	85.1909
	S	128.756						92.924	93.676	132.854	91.485	86.499	97.217	23.441	4.860	94.620
9	T	5.5503	7.5237	8.4991	4.4315	6.2051	9.7016	3.8545	8.2832	9.0117	6.1935	5.1977	7.5402	81.9921		
	S	126.652	72.951	100.759	133.548	147.459	93.822	101.357	100.916	136.338	96.325	89.463	97.930	107.088		
10	T	5.4440	7.2010	8.4226	4.4238	6.1856	9.8192	3.9399	8.3373	9.0016	6.1832	5.1384	7.4352	81.5318		
	S	129.125	76.220	101.674	133.781	147.924	92.699	99.160	100.261	136.491	96.486	90.495	99.313	107.693		
11	T	5.4219	7.2063	8.4424	4.4093	6.1681	9.5957	3.8514	8.3431	9.0083	6.1721	5.1896	7.5493	81.3575		
	S	129.651	76.164	101.436	134.220	148.344	94.858	101.439	100.192	136.389	96.659	89.602	97.812	107.924		
12	T	5.4038						3.9236	8.8466	9.1600	6.5654	5.2963	7.5724	405.7954	323.9690	84.0782
	S	130.085						99.572	94.489	134.131	90.869	87.797	97.513	21.638	4.385	95.873
13	T	5.4555	7.2352	8.4518	4.4245	6.2086	9.6565	3.8256	8.4038	9.0239	6.2618	5.1943	7.4726	81.6141		
	S	128.852	75.860	101.323	133.759	147.376	94.261	102.123	99.468	136.154	95.275	89.521	98.816	107.584		
14	T	5.4420	7.2602	8.4723	4.4281	6.2223	9.8160	3.8324	8.8082	9.1381	6.2552	5.2498	7.5883	82.5129		
	S	129.172	75.599	101.078	133.651	147.052	92.729	101.942	94.901	134.452	95.375	88.575	97.309	106.412		
15	T	5.4520	7.2869	8.4444	4.4344	6.2340	9.7452	3.8788	8.4179	9.0176	6.2038	5.2243	7.5423	81.8816		
	S	128.935	75.322	101.412	133.461	146.776	93.403	100.722	99.301	136.249	96.165	89.007	97.902	107.233		
16	T	5.4607						3.9413	8.7032	10.1632	7.2999	5.2645	7.5445	413.2089	332.2346	83.2141
	S	128.730						99.125	96.046	120.891	81.726	88.327	97.874	21.249	4.276	96.868
17	T	5.4676	7.3809	8.4010	4.4020	6.1808	9.7777	3.8050	8.4968	9.0017	6.3496	5.2511	7.5506	82.0648		
	S	128.567	74.363	101.936	134.443	148.039	93.092	102.676	98.379	136.489	93.957	88.553	97.795	106.993		
18	T	5.4096	7.4257	8.4009	4.4050	6.1748	9.7221	3.8171	8.2885	8.9348	6.2163	5.1770	7.4579	81.4297		
	S	129.946	73.914	101.937	134.351	148.183	93.625	102.350	100.852	137.511	95.972	89.820	99.010	107.828		
19	T	5.3799	7.5431	8.4229	4.4033	6.1795	9.6850	3.8092	8.2758	8.9574	6.3135	5.2023	7.5607	81.7326		
	S	130.663	72.764	101.671	134.403	148.070	93.983	102.563	101.006	137.164	94.494	89.384	97.664	107.428		

**Event:** MRTI IMS Open Test  
**Track:** Indianapolis Motor Speedway RC  
**Report:** Section Data Report  
**Session:** Pro Mazda Test Session 1

2.439 mile(s)



**Pro Mazda**  
**May 10, 2018**

**Section Data for Car 9 - Megennis, Robert (R)**

Lap	T/SF to PI	
1	T	
	S	
2	T	
	S	
3	T	
	S	
4	T	
	S	
5	T	
	S	
6	T	
	S	
7	T	79.4169
	S	100.774
8	T	
	S	
9	T	
	S	
10	T	
	S	
11	T	79.1928
	S	101.059
12	T	
	S	
13	T	
	S	
14	T	
	S	
15	T	79.6756
	S	100.447
16	T	
	S	
17	T	
	S	
18	T	
	S	
19	T	79.3023
	S	100.920

**Event:** MRTI IMS Open Test  
**Track:** Indianapolis Motor Speedway RC  
**Report:** Section Data Report  
**Session:** Pro Mazda Test Session 1

2.439 mile(s)



**Pro Mazda**  
**May 10, 2018**

**Section Data for Car 9 - Megennis, Robert (R)**

Lap	T/S I6 to I7	I7 to I8	I8 to I9	I9 to SF	SF to I1	I1 to I2	I2 to I3A	I3A to I3	I3 to I4	I4 to I5A	I5A to I5	I5 to I6	Lap	PI to PO	PO to SF
20	T	5.4519					4.1699	9.4675	9.3511	6.8428	5.5020	8.6810	247.4392	162.1919	88.3158
	S	128.938					93.691	88.292	131.390	87.185	84.515	85.060	35.485	8.759	91.272
21	T	5.6464	7.8781	8.4777	4.3852	6.1680	9.9515	3.7820	8.5295	8.9534	6.2768	5.1940	7.3943	82.6369	
	S	124.496	69.670	101.014	134.958	148.346	91.466	103.300	98.002	137.226	95.047	89.526	99.862	106.253	
22	T	5.3473	7.3787	8.3694	4.3853	6.1633	9.6290	3.8024	8.2317	8.9463	6.1897	5.1097	7.4071	80.9599	
	S	131.460	74.385	102.321	134.955	148.459	94.530	102.746	101.548	137.335	96.384	91.003	99.689	108.454	
23	T	5.4189	7.1991	8.3229	4.3842	6.1564	9.7311	3.8015	8.1448	8.9045	6.1314	5.0415	7.4074	80.6437	
	S	129.723	76.241	102.892	134.989	148.626	93.538	102.770	102.631	137.979	97.301	92.234	99.685	108.879	
24	T	5.4430													
	S	129.148													

**Event:** MRTI IMS Open Test  
**Track:** Indianapolis Motor Speedway RC  
**Report:** Section Data Report  
**Session:** Pro Mazda Test Session 1

2.439 mile(s)



**Pro Mazda**  
**May 10, 2018**

**Section Data for Car 9 - Megennis, Robert (R)**

Lap	T/SF to PI	
20	T	
	S	
21	T	
	S	
22	T	
	S	
23	T	78.6647
	S	101.738
24	T	
	S	

Event: **MRTI IMS Open Test**  
Track: **Indianapolis Motor Speedway RC**  
Report: **Section Data Report**  
Session: **Pro Mazda Test Session 1**

**2.439 mile(s)**   
**Pro Mazda**  
**May 10, 2018**

**Section Data for Car 90 - Thompson, Parker (R)**

Lap	T/S I6 to I7	I7 to I8	I8 to I9	I9 to SF	SF to I1	I1 to I2	I2 to I3A	I3A to I3	I3 to I4	I4 to I5A	I5A to I5	I5 to I6	Lap	PI to PO	PO to SF	
1	T	5.9954	8.2431	8.8760	4.5032	6.2748	10.4774	3.8625	8.8711	9.4184	6.5810	5.4819	7.9015	86.4863		94.6529
	S	117.249	66.585	96.481	131.422	145.821	86.875	101.147	94.228	130.451	90.654	84.825	93.452	101.524		85.162
2	T	5.6355						3.9450	8.9293	9.3181	6.6182	5.2682	7.6757	161.5386	78.9559	82.9662
	S	124.737						99.032	93.614	131.855	90.144	88.265	96.201	54.355	17.992	97.158
3	T	5.4575	7.5512	8.4131	4.4023	6.2078	10.0040	3.7741	8.3233	9.0342	6.3446	5.0817	7.5370	82.1308		
	S	128.805	72.686	101.789	134.434	147.395	90.986	103.517	100.430	135.998	94.031	91.505	97.971	106.908		
4	T	5.4145	7.2170	8.3560	4.3907	6.1824	9.7500	3.7245	8.3731	9.0227	6.3986	5.0723	7.5447	81.4465		
	S	129.828	76.051	102.485	134.789	148.001	93.357	104.895	99.833	136.172	93.238	91.674	97.871	107.806		
5	T	5.5089	7.3470	8.3459	4.4011	6.1780	9.7358	3.7147	8.2463	9.0062	6.2004	5.0716	7.4941	81.2500		
	S	127.603	74.706	102.609	134.471	148.106	93.493	105.172	101.368	136.421	96.218	91.687	98.532	108.066		
6	T	5.4601	7.2605	8.4333	4.3930	6.1612	9.6348	3.7549	8.2058	8.9200	6.2896	5.1108	7.5440	81.1680		
	S	128.744	75.596	101.545	134.718	148.510	94.473	104.046	101.868	137.740	94.854	90.984	97.880	108.176		
7	T	5.4106	7.2776	8.3789	4.4070	6.1978	9.6450	3.7910	8.2455	9.0069	6.1959	5.0239	7.5314	81.1115		
	S	129.922	75.418	102.205	134.290	147.633	94.373	103.055	101.378	136.411	96.288	92.558	98.044	108.251		
8	T	5.4625	7.2295	8.4550	4.4167	6.1940	9.9102	3.7905	8.3337	9.0170	6.2951	5.1921	7.7549	82.0512		
	S	128.687	75.920	101.285	133.996	147.724	91.848	103.069	100.305	136.258	94.771	89.559	95.218	107.011		
9	T	5.5697						3.8976	8.6830	9.1388	6.3640	5.4212	7.6987	344.5560	265.0933	81.8966
	S	126.210						100.237	96.270	134.442	93.745	85.774	95.913	25.483	5.359	98.426
10	T	5.5083	7.3439	8.5021	4.4342	6.2480	9.7077	3.7131	8.2341	8.9944	6.3368	5.2859	7.5617	81.8702		
	S	127.617	74.737	100.724	133.467	146.447	93.763	105.217	101.518	136.600	94.147	87.970	97.651	107.248		
11	T	5.4562	7.2361	8.4771	4.4303	6.2481	9.7801	3.7704	8.4719	9.0561	6.3552	5.3553	7.5982	82.2350		
	S	128.836	75.851	101.021	133.584	146.445	93.069	103.618	98.668	135.669	93.874	86.830	97.182	106.772		
12	T	5.5019	7.2943	8.4354	4.4309	6.2533	9.7747	3.7398	8.2994	9.0138	6.3699	5.1656	7.6066	81.8856		
	S	127.766	75.246	101.520	133.566	146.323	93.121	104.466	100.719	136.306	93.658	90.019	97.075	107.228		
13	T	5.4856	7.2590	8.4336	4.4235	6.2288	9.7595	3.7239	8.3286	9.0090	6.2536	5.0654	7.6647	81.6352		
	S	128.145	75.611	101.542	133.790	146.898	93.266	104.912	100.366	136.379	95.400	91.799	96.339	107.557		
14	T	5.5042						4.2096	9.4763	9.9631	7.2436	5.2651	7.6297	234.9186	152.9840	85.4230
	S	127.712						92.807	88.210	123.319	82.361	88.317	96.781	37.376	9.286	94.363
15	T	5.4681	7.3201	8.3927	4.3999	6.1790	9.6820	3.7359	8.2577	8.9877	6.2740	5.0071	7.5460	81.2502		
	S	128.556	74.980	102.037	134.507	148.082	94.012	104.575	101.228	136.702	95.089	92.868	97.854	108.066		
16	T	5.4366	7.1748	8.4607	4.4096	6.1999	9.7800	3.7343	8.2687	8.9719	6.3018	5.0671	7.5782	81.3836		
	S	129.300	76.499	101.217	134.211	147.583	93.070	104.620	101.093	136.943	94.670	91.768	97.439	107.889		
17	T	5.4545	7.2778	8.4144	4.4191	6.2408	9.8267	3.6968	8.3298	8.9926	6.3062	5.1006	7.5942	81.6535		
	S	128.876	75.416	101.774	133.923	146.616	92.628	105.681	100.352	136.627	94.604	91.166	97.233	107.532		
18	T	5.4308					12.8203	4.5975	9.6783	9.6865	7.1447	5.6396	7.8901	363.2603	280.5487	86.7510
	S	129.438					70.999	84.977	86.369	126.840	83.501	82.453	93.587	24.171	5.064	92.919
19	T	5.5354	7.5514	8.4878	4.4010	6.2310	10.0467	3.7400	8.2667	8.9167	6.3012	5.0169	7.5778	82.0726		
	S	126.993	72.684	100.893	134.474	146.846	90.600	104.460	101.118	137.790	94.679	92.687	97.444	106.983		

**Event:** MRTI IMS Open Test  
**Track:** Indianapolis Motor Speedway RC  
**Report:** Section Data Report  
**Session:** Pro Mazda Test Session 1

2.439 mile(s)



**Pro Mazda**  
**May 10, 2018**

**Section Data for Car 90 - Thompson, Parker (R)**

Lap	T/SF to PI
1	T 84.3092
	S 94.927
2	T
	S
3	T
	S
4	T
	S
5	T
	S
6	T
	S
7	T
	S
8	T 79.8421
	S 100.238
9	T
	S
10	T
	S
11	T
	S
12	T
	S
13	T 78.1259
	S 102.440
14	T
	S
15	T
	S
16	T
	S
17	T 78.0239
	S 102.573
18	T
	S
19	T
	S



**Event:** MRTI IMS Open Test  
**Track:** Indianapolis Motor Speedway RC  
**Report:** Section Data Report  
**Session:** Pro Mazda Test Session 1

2.439 mile(s)



**Pro Mazda**  
**May 10, 2018**

**Section Data for Car 90 - Thompson, Parker (R)**

Lap	T/S I6 to I7	I7 to I8	I8 to I9	I9 to SF	SF to I1	I1 to I2	I2 to I3A	I3A to I3	I3 to I4	I4 to I5A	I5A to I5	I5 to I6	Lap	PI to PO	PO to SF	
20	T	5.3905	7.1296	8.2990	4.3907	6.2179	9.5904	3.7045	8.1659	8.9282	6.2174	4.8952	7.3891	80.3184		
	S	130.406	76.984	103.189	134.789	147.156	94.910	105.461	102.366	137.613	95.955	94.991	99.932	109.320		
21	T	5.3526	7.0404	8.3974	4.4020	6.2160	9.5570	3.6810	8.1504	8.9217	6.1721	4.9503	7.4509	80.2918		
	S	131.330	77.959	101.980	134.443	147.201	95.242	106.135	102.560	137.713	96.659	93.934	99.103	109.356		
22	T	5.4180	7.2010	8.3346	4.3985	6.2115	9.6015	3.7076	8.2144	8.8920	6.3098	5.1893	7.5506	81.0288		
	S	129.744	76.220	102.748	134.550	147.307	94.801	105.373	101.761	138.173	94.550	89.607	97.795	108.361		
23	T	5.4429					11.0680	3.7108	8.3526	8.9801	6.3564	5.1104	7.6071	201.5069	125.0143	79.5000
	S	129.151					82.240	105.282	100.078	136.818	93.857	90.991	97.068	43.574	11.363	101.394
24	T	5.4144	7.0997	8.3505	4.3901	6.1951	9.4910	3.6609	8.3589	8.9865	6.2820	4.9807	7.5568	80.7666		
	S	129.831	77.308	102.552	134.807	147.697	95.904	106.717	100.002	136.720	94.968	93.360	97.715	108.713		
25	T	5.3922	7.1424	8.3391	4.3984	6.1994	9.6172	3.6975	8.1691	8.9394	6.2217	4.9712	7.4956	80.5832		
	S	130.365	76.846	102.693	134.553	147.595	94.646	105.661	102.326	137.441	95.889	93.539	98.512	108.961		
26	T	5.4372														
	S	129.286														

**Event:** MRTI IMS Open Test  
**Track:** Indianapolis Motor Speedway RC  
**Report:** Section Data Report  
**Session:** Pro Mazda Test Session 1

2.439 mile(s)



**Pro Mazda**  
**May 10, 2018**

**Section Data for Car 90 - Thompson, Parker (R)**

Lap	T/SF to PI	
20	T	
	S	
21	T	
	S	
22	T	77.9240
	S	102.705
23	T	
	S	
24	T	
	S	
25	T	79.3761
	S	100.826
26	T	
	S	

Event: **MRTI IMS Open Test**  
Track: **Indianapolis Motor Speedway RC**  
Report: **Section Data Report**  
Session: **Pro Mazda Test Session 1**

**2.439 mile(s)**   
**Pro Mazda**  
**May 10, 2018**

**Section Data for Car 91 - Serravalle, Antonio (R)**

Lap	T/S I6 to I7	I7 to I8	I8 to I9	I9 to SF	SF to I1	I1 to I2	I2 to I3A	I3A to I3	I3 to I4	I4 to I5A	I5A to I5	I5 to I6	Lap	PI to PO	PO to SF	
1	T	5.9015	9.0983	9.6712	4.6796	6.4300	34.9034	4.6034	10.2080	10.3567	8.4383	6.7542	8.7703	119.8149		97.1619
	S	119.115	60.326	88.548	126.468	142.302	26.078	84.868	81.888	118.632	70.700	68.846	84.194	73.283		82.963
2	T	7.2347						4.2885	9.6446	9.5508	7.8675	5.8805	8.5179	348.7625	252.2924	97.0836
	S	97.164						91.100	86.671	128.642	75.830	79.075	86.689	25.176	5.631	83.029
3	T	5.9207	8.9090	8.9694	4.4864	6.2714	10.7175	3.9076	8.8733	9.1463	7.0596	5.5073	8.1455	87.9140		
	S	118.728	61.608	95.476	131.914	145.900	84.929	99.980	94.205	134.332	84.508	84.433	90.652	99.875		
4	T	5.6580	7.8520	8.7987	4.4892	6.2941	10.7054	4.8770	9.3436	9.1153	6.9973	5.4215	7.9516	87.5037		
	S	124.241	69.901	97.328	131.832	145.374	85.025	80.107	89.463	134.788	85.260	85.770	92.863	100.343		
5	T	5.6421	8.0156	8.6741	4.4470	6.2435	10.3747	3.8214	8.7826	9.1102	6.7932	5.2841	7.8853	85.0738		
	S	124.591	68.474	98.727	133.083	146.552	87.735	102.235	95.178	134.864	87.822	88.000	93.644	103.209		
6	T	5.6062	7.6343	8.7154	4.4554	6.2519	10.1853	3.8040	8.7265	9.0989	6.6852	5.2477	7.8281	84.2389		
	S	125.389	71.894	98.259	132.832	146.356	89.367	102.703	95.790	135.031	89.241	88.610	94.328	104.232		
7	T	5.5833	7.6580	8.6316	4.4746	6.3081	10.7131	3.9096	8.9713	9.1681	7.0307	5.1952	7.8889	85.5325		
	S	125.903	71.672	99.213	132.262	145.052	84.964	99.929	93.176	134.012	84.855	89.506	93.601	102.656		
8	T	5.5647	7.7570	8.5796	4.4750	6.3016	10.3625	3.8175	8.6875	9.0776	6.6520	5.1451	7.8532	84.2733		
	S	126.324	70.757	99.814	132.250	145.201	87.839	102.340	96.220	135.348	89.686	90.377	94.027	104.190		
9	T	5.5953	7.5765	8.5799	4.4919	6.3219	10.2998	3.8314	9.0254	9.1559	6.7486	5.3013	7.9576	84.8855		
	S	125.633	72.443	99.810	131.752	144.735	88.373	101.968	92.617	134.191	88.402	87.714	92.793	103.438		
10	T	5.5686	7.8451	8.5708	4.4703	6.3037	10.4285	3.8287	8.6724	9.1067	6.9098	5.3165	8.0119	85.0330		
	S	126.235	69.963	99.916	132.389	145.153	87.283	102.040	96.387	134.916	86.340	87.464	92.164	103.259		
11	T	5.7237						3.8425	8.9865	9.3200	7.0120	5.5993	8.9154	178.1710	90.6650	
	S	122.815						101.674	93.018	131.828	85.081	83.046	82.824	49.281	15.668	
12	T	6.8220						4.3102	9.2356	9.2101	7.3896	5.5045	7.9348	132.5139	39.5048	92.0682
	S	103.042						90.641	90.509	133.401	80.734	84.476	93.060	66.260	35.959	87.552
13	T	5.6712	7.8005	8.5544	4.4553	6.2921	10.2137	3.8034	8.7290	9.0999	6.6680	5.2856	7.6991	84.2722		
	S	123.952	70.363	100.108	132.835	145.420	89.118	102.719	95.762	135.016	89.471	87.975	95.908	104.191		
14	T	5.5570	7.6228	8.4977	4.4651	6.2885	10.1043	3.8189	8.6878	9.1610	6.9403	5.3660	7.8938	84.4032		
	S	126.499	72.003	100.776	132.543	145.504	90.083	102.302	96.216	134.116	85.960	86.657	93.543	104.029		
15	T	5.5992	7.6842	8.5875	4.4571	6.2689	10.1943	3.8414	9.0115	9.3327	6.6388	5.3378	7.8988	84.8522		
	S	125.546	71.428	99.722	132.781	145.959	89.288	101.703	92.760	131.649	89.864	87.115	93.484	103.479		
16	T	5.6584						4.5862	10.2797	9.9518	7.8717	6.2330	8.3240	264.9605	170.7450	95.8307
	S	124.232						85.186	81.316	123.459	75.789	74.603	88.708	33.139	8.320	84.115
17	T	5.8660	8.2697	8.8012	4.5094	6.3306	11.7765	4.5353	9.8148	9.1030	6.7940	5.7026	8.3932	89.8963		
	S	119.835	66.370	97.301	131.241	144.536	77.292	86.142	85.168	134.970	87.811	81.542	87.977	97.673		
18	T	5.9917						4.4769	9.0292	9.2756	6.9603	5.3755	7.9826	133.5708	39.7110	93.4849
	S	117.321						87.266	92.578	132.459	85.713	86.504	92.502	65.736	35.773	86.226
19	T	5.6465	7.6335	8.5402	4.4337	6.2583	10.0665	3.8715	8.5759	9.0547	6.8919	5.1600	7.8339	83.9666		
	S	124.494	71.902	100.274	133.482	146.206	90.421	100.912	97.472	135.690	86.564	90.116	94.258	104.570		

**Event:** MRTI IMS Open Test  
**Track:** Indianapolis Motor Speedway RC  
**Report:** Section Data Report  
**Session:** Pro Mazda Test Session 1

2.439 mile(s)



**Pro Mazda**  
**May 10, 2018**

**Section Data for Car 91 - Serravalle, Antonio (R)**

Lap	T/SF to PI
1	T 118.1363
	S 67.745
2	T
	S
3	T
	S
4	T
	S
5	T
	S
6	T
	S
7	T
	S
8	T
	S
9	T
	S
10	T 83.0822
	S 96.328
11	T
	S
12	T
	S
13	T
	S
14	T
	S
15	T 84.3553
	S 94.875
16	T
	S
17	T 89.0788
	S 89.844
18	T
	S
19	T
	S

**Event:** MRTI IMS Open Test  
**Track:** Indianapolis Motor Speedway RC  
**Report:** Section Data Report  
**Session:** Pro Mazda Test Session 1

2.439 mile(s)



**Pro Mazda**  
**May 10, 2018**

**Section Data for Car 91 - Serravalle, Antonio (R)**

Lap	T/S I6 to I7	I7 to I8	I8 to I9	I9 to SF	SF to I1	I1 to I2	I2 to I3A	I3A to I3	I3 to I4	I4 to I5A	I5A to I5	I5 to I6	Lap	PI to PO	PO to SF	
20	T	5.5131	7.6123	8.4688	4.4380	6.2602	10.1523	3.7952	8.5870	9.0507	6.6173	5.1763	7.6766	83.3478		
	S	127.506	72.102	101.120	133.352	146.161	89.657	102.941	97.346	135.750	90.156	89.833	96.190	105.347		
21	T	5.5520	7.5869	8.4812	4.4480	6.2784	9.9969	3.7937	8.5854	9.0770	6.7503	5.1038	7.7424	83.3960		
	S	126.613	72.344	100.972	133.053	145.738	91.051	102.982	97.364	135.357	88.380	91.109	95.372	105.286		
22	T	5.5159	7.6917	8.5383	4.4530	6.2816	10.1834	3.7345	8.6234	9.0437	6.5993	5.1893	7.7864	83.6405		
	S	127.441	71.358	100.297	132.903	145.664	89.383	104.614	96.935	135.855	90.402	89.607	94.833	104.978		
23	T	5.5614	7.5454	8.5081	4.4550	6.2867	10.0727	3.7864	8.7980	9.1666	6.6563	5.1572	7.8765	83.8703		
	S	126.399	72.741	100.653	132.844	145.545	90.366	103.180	95.011	134.034	89.628	90.165	93.748	104.690		
24	T	5.6421	7.6737	8.5147	4.4586	6.2866	10.1084	3.8075	8.7838	9.1393	6.7282	5.1914	8.2764	84.6107		
	S	124.591	71.525	100.575	132.736	145.548	90.047	102.608	95.165	134.434	88.670	89.571	89.219	103.774		
25	T	5.9278	7.8982	8.8114	4.4971	6.3067	10.1227	3.7906	8.7336	9.1272	7.4042	6.8654	8.1937	87.6786		
	S	118.586	69.492	97.188	131.600	145.084	89.919	103.066	95.712	134.613	80.575	67.731	90.119	100.143		
26	T	5.6469	7.6750	8.5962	4.4333	6.2103	9.9620	3.8220	8.7869	9.1382	6.5346	5.3506	7.8708	84.0268		
	S	124.485	71.513	99.621	133.494	147.336	91.370	102.219	95.131	134.451	91.297	86.906	93.816	104.495		
27	T	5.5300	7.6151	8.5074	4.4549	6.2316	9.8863	3.8258	8.8632	9.2069	6.8110	5.1461	7.8706	83.9489		
	S	127.117	72.076	100.661	132.847	146.832	92.070	102.118	94.312	133.447	87.592	90.360	93.819	104.592		
28	T	5.6687														
	S	124.006														

**Event:** MRTI IMS Open Test  
**Track:** Indianapolis Motor Speedway RC  
**Report:** Section Data Report  
**Session:** Pro Mazda Test Session 1

2.439 mile(s)



**Pro Mazda**  
**May 10, 2018**

**Section Data for Car 91 - Serravalle, Antonio (R)**

Lap	T/SF to PI	
20	T	
	S	
21	T	
	S	
22	T	
	S	
23	T	
	S	
24	T	
	S	
25	T	
	S	
26	T	
	S	
27	T	82.6975
	S	96.777
28	T	
	S	






**Event:** MRTI IMS Open Test  
**Track:** Indianapolis Motor Speedway RC  
**Report:** Section Data Report  
**Session:** Pro Mazda Test Session 1

2.439 mile(s)   
**Pro Mazda**  
**May 10, 2018**

**Section Data for Car**

**Report Support Information**

Section Legend	
Name	Length
I6 to I7	0.195265 miles
I7 to I8	0.152462 miles
I8 to I9	0.237879 miles
I9 to SF	0.164394 miles
SF to I1	0.254167 miles
I1 to I2	0.252841 miles
I2 to I3A	0.108523 miles
I3A to I3	0.232197 miles
I3 to I4	0.341288 miles
I4 to I5A	0.165720 miles
I5A to I5	0.129167 miles
I5 to I6	0.205114 miles
I2 to I3	0.340720 miles
I4 to I5	0.294886 miles
Lap	2.439000 miles
PI to PO	0.394602 miles
PO to SF	2.239110 miles
SF to PI	2.223106 miles
PO to I2	0.307102 miles
I7 to PI	0.338826 miles
PO to PI	2.023201 miles

Color Legend	
	Fastest Lap
	Section Under Caution
	Section Under Green
	Section Time Data
	Section Speed Data

