

Event: Chris Griffis Memorial OT - Pro Mazda

Track: Indianapolis Motor Speedway RC

2.439 mile(s)



Report: Section Data Report

Pro Mazda

Session: Test Session 2

September 22, 2018

Section Data for Car 1 - Lindh, Rasmus (R)

Lap	T/S	I2 to I3A	I5 to I6	Lap
1	T	3.8273	7.6107	88.9113
	S	102.078	97.022	98.755
2	T	3.7771	7.5097	81.3288
	S	103.434	98.327	107.962
3	T	3.7646	7.4845	80.6139
	S	103.778	98.658	108.919
4	T	3.7869	7.5512	80.9858
	S	103.167	97.787	108.419
5	T	3.8029	7.3619	96.5064
	S	102.733	100.301	90.983
6	T	4.5901	9.1189	383.5281
	S	85.114	80.976	22.894
7	T	3.9447	7.4164	85.0116
	S	99.040	99.564	103.285
8	T	3.7360	7.2069	80.1511
	S	104.572	102.459	109.548
9	T	3.8291	7.2444	79.8521
	S	102.030	101.928	109.958
10	T	3.7067	7.2849	79.5548
	S	105.399	101.362	110.369
11	T	6.2331	7.2552	101.6045
	S	62.679	101.777	86.417
12	T	3.7076	7.2468	79.4338
	S	105.373	101.895	110.537
13	T	3.8319	7.3759	79.9818
	S	101.955	100.111	109.780
14	T	3.7497	7.6064	96.8586
	S	104.190	97.077	90.652
15	T	3.9070	7.3294	444.1259
	S	99.995	100.746	19.770
16	T	3.7313	7.3383	80.2407
	S	104.704	100.624	109.426
17	T	3.7385	7.3009	79.5400
	S	104.502	101.139	110.390
18	T	3.7683	7.3114	79.5813
	S	103.676	100.994	110.332
19	T	3.7530	7.4665	79.9265
	S	104.099	98.896	109.856

Event: Chris Griffis Memorial OT - Pro Mazda

Track: Indianapolis Motor Speedway RC

2.439 mile(s)



Report: Section Data Report

Pro Mazda

Session: Test Session 2

September 22, 2018

Section Data for Car 1 - Lindh, Rasmus (R)

Lap	T/S	I2 to I3A	I5 to I6	Lap
20	T	3.7836	7.3657	79.9412
	S	103.257	100.250	109.836
21	T	3.7478	7.4079	80.0876
	S	104.243	99.679	109.635
22	T	3.7911		105.0699
	S	103.052		83.567

Event: Chris Griffis Memorial OT - Pro Mazda

Track: Indianapolis Motor Speedway RC

2.439 mile(s)



Report: Section Data Report

Pro Mazda

Session: Test Session 2

September 22, 2018

Section Data for Car 10 - Keane, Darren (R)

Lap	T/S12 to I3A	I5 to I6	Lap
1	T 4.1910	7.8060	137.2189
	S 93.219	94.595	63.988
2	T 3.8116	7.5810	82.4041
	S 102.498	97.403	106.553
3	T 3.7971	7.4290	80.9878
	S 102.890	99.395	108.416
4	T 3.7036	7.5416	81.4547
	S 105.487	97.911	107.795
5	T 3.7240	7.4998	80.8883
	S 104.909	98.457	108.550
6	T 3.7678	7.4095	80.6628
	S 103.690	99.657	108.853
7	T 3.6892	7.4342	80.4620
	S 105.899	99.326	109.125
8	T 4.1714	7.7280	107.1919
	S 93.657	95.550	81.913
9	T 3.7577	7.5015	561.9440
	S 103.968	98.435	15.625
10	T 3.7049	7.4391	80.4646
	S 105.450	99.261	109.121
11	T 3.7031	7.3947	80.1232
	S 105.501	99.857	109.586
12	T 3.9188	7.6498	104.8700
	S 99.694	96.527	83.727
13	T 4.3384	8.2275	232.8061
	S 90.052	89.749	37.716
14	T 3.7370	7.4319	81.3290
	S 104.544	99.357	107.961
15	T 3.6616	7.4984	80.0533
	S 106.697	98.476	109.682
16	T 3.6461	7.3507	79.9057
	S 107.151	100.454	109.885
17	T 3.6793	7.4546	79.8796
	S 106.184	99.054	109.920
18	T 3.6718	7.4582	79.8462
	S 106.401	99.006	109.966
19	T 4.4620	7.5349	181.4016
	S 87.558	97.999	48.403

Event: Chris Griffis Memorial OT - Pro Mazda

Track: Indianapolis Motor Speedway RC

2.439 mile(s)



Report: Section Data Report

Pro Mazda

Session: Test Session 2

September 22, 2018

Section Data for Car 12 - de la Vara, Moises (R)

Lap	T/S	I2 to I3A	I5 to I6	Lap
1	T	4.2937	7.9143	104.0432
	S	90.990	93.301	84.392
2	T	3.8668	7.6320	87.8560
	S	101.035	96.752	99.941
3	T	3.8687	7.4217	86.2676
	S	100.985	99.493	101.781
4	T	3.9095	7.5436	81.5408
	S	99.931	97.886	107.681
5	T	3.8111	7.4775	82.1329
	S	102.512	98.751	106.905
6	T	3.8191	7.5295	81.6410
	S	102.297	98.069	107.549
7	T	3.8644	7.5054	81.6513
	S	101.098	98.384	107.535
8	T	3.8251	7.4848	81.2803
	S	102.136	98.654	108.026
9	T	3.8175	7.4658	387.9465
	S	102.340	98.906	22.633
10	T	3.8714	7.4550	96.8035
	S	100.915	99.049	90.703
11	T	3.8116	7.4225	81.4035
	S	102.498	99.483	107.863
12	T	3.8476	7.5201	81.3009
	S	101.539	98.191	107.999
13	T	3.7895	7.4526	81.1192
	S	103.096	99.081	108.241
14	T	3.7974	7.4172	81.1819
	S	102.881	99.554	108.157
15	T	3.7917	7.4517	81.1894
	S	103.036	99.093	108.147
16	T	3.7934	7.3639	759.9529
	S	102.990	100.274	11.554
17	T	3.7777	7.7536	97.4180
	S	103.418	95.234	90.131
18	T	3.8074	7.4643	81.2077
	S	102.611	98.925	108.123
19	T	3.8290	7.4613	81.1991
	S	102.032	98.965	108.134

Event: Chris Griffis Memorial OT - Pro Mazda

Track: Indianapolis Motor Speedway RC

2.439 mile(s)



Report: Section Data Report

Pro Mazda

Session: Test Session 2

September 22, 2018

Section Data for Car 12 - de la Vara, Moises (R)

Lap	T/S	I2 to I3A	I5 to I6	Lap
20	T	3.7669	7.4117	80.9899
	S	103.714	99.627	108.414
21	T	3.7484	7.5151	81.1287
	S	104.226	98.257	108.228
22	T	3.8316		
	S	101.963		

Event: Chris Griffis Memorial OT - Pro Mazda

Track: Indianapolis Motor Speedway RC

2.439 mile(s)



Report: Section Data Report

Pro Mazda

Session: Test Session 2

September 22, 2018

Section Data for Car 19 - Harvey, Jack (R)

Lap	T/S	I2 to I3A	I5 to I6	Lap
1	T	5.1073	8.6654	117.8839
	S	76.495	85.214	74.483
2	T	3.9781	7.8675	87.9764
	S	98.208	93.856	99.804
3	T	3.7985	7.5900	84.3663
	S	102.852	97.287	104.075
4	T	3.8007	7.4745	82.4889
	S	102.792	98.790	106.443
5	T	3.7932	7.4472	81.9000
	S	102.995	99.153	107.209
6	T	3.7778	7.4049	81.5687
	S	103.415	99.719	107.644
7	T	3.7657	7.4490	81.3650
	S	103.747	99.129	107.914
8	T	3.7857	7.3872	81.1373
	S	103.199	99.958	108.217
9	T	3.7705	7.4721	269.5689
	S	103.615	98.822	32.572
10	T	5.8905	7.4891	108.5850
	S	66.324	98.598	80.862
11	T	3.7802	7.3944	81.3661
	S	103.350	99.861	107.912
12	T	3.7841	7.3601	85.5007
	S	103.243	100.326	102.694
13	T	3.7484	7.4169	302.0894
	S	104.226	99.558	29.066
14	T	3.9756	7.5383	101.7750
	S	98.270	97.954	86.273
15	T	3.7918	7.4946	81.5738
	S	103.033	98.525	107.638
16	T	3.7578	7.3978	150.7708
	S	103.966	99.815	58.237
17	T	4.6435	7.9694	109.2527
	S	84.135	92.656	80.368
18	T	3.8640	7.4757	82.9278
	S	101.108	98.775	105.880
19	T	3.7294	7.3224	80.7931
	S	104.757	100.842	108.678

Event: Chris Griffis Memorial OT - Pro Mazda

Track: Indianapolis Motor Speedway RC

2.439 mile(s)



Report: Section Data Report

Pro Mazda

Session: Test Session 2

September 22, 2018

Section Data for Car 19 - Harvey, Jack (R)

Lap	T/S	I2 to I3A	I5 to I6	Lap
20	T	3.7337	7.3200	80.6135
	S	104.637	100.876	108.920
21	T	3.7741	7.3163	80.9813
	S	103.517	100.927	108.425
22	T	3.7553	7.3667	80.5292
	S	104.035	100.236	109.034
23	T	3.7416	7.3435	80.7567
	S	104.416	100.553	108.727
24	T	3.7667	7.3186	
	S	103.720	100.895	

Event: Chris Griffis Memorial OT - Pro Mazda
Track: Indianapolis Motor Speedway RC
Report: Section Data Report
Session: Test Session 2

2.439 mile(s)



Pro Mazda
 September 22, 2018

Section Data for Car 27 - Soler-Obel, Mathias (R)

Lap	T/S	I2 to I3A	I5 to I6	Lap
1	T	3.9641	7.4512	82.2366
	S	98.555	99.099	106.770
2	T	3.8890	7.9239	86.5679
	S	100.458	93.188	101.428
3	T	3.8709	7.4847	82.7621
	S	100.928	98.656	106.092
4	T	3.8171	7.5099	80.8867
	S	102.350	98.325	108.552
5	T	3.8774	7.4755	106.5963
	S	100.759	98.777	82.371
6	T	4.1590	7.7370	303.9164
	S	93.936	95.439	28.891
7	T	3.8362	7.4016	80.9286
	S	101.841	99.763	108.496
8	T	3.7666	7.4358	80.6377
	S	103.723	99.305	108.887
9	T	3.7616	7.4525	80.5189
	S	103.861	99.082	109.048
10	T	3.7666	7.5178	80.6135
	S	103.723	98.221	108.920
11	T	4.1108	7.6874	109.0095
	S	95.038	96.054	80.547
12	T	3.9144	7.5172	465.0759
	S	99.806	98.229	18.879
13	T	4.4682	7.9196	265.4292
	S	87.436	93.238	33.080
14	T	3.7934	7.5285	81.2779
	S	102.990	98.082	108.029
15	T	3.7718	7.4821	80.2401
	S	103.580	98.690	109.427
16	T	3.7361	7.3259	80.0897
	S	104.569	100.794	109.632
17	T	3.7545	7.4161	80.0175
	S	104.057	99.568	109.731
18	T	3.7415	7.4388	80.2636
	S	104.419	99.265	109.395
19	T	3.7544	7.4583	80.2990
	S	104.060	99.005	109.346

Event: Chris Griffis Memorial OT - Pro Mazda

Track: Indianapolis Motor Speedway RC

2.439 mile(s)



Report: Section Data Report

Pro Mazda

Session: Test Session 2

September 22, 2018

Section Data for Car 27 - Soler-Obel, Mathias (R)

Lap	T/S	I2 to I3A	I5 to I6	Lap
20	T	4.0991	7.4948	107.6359
	S	95.309	98.523	81.575

Event: Chris Griffis Memorial OT - Pro Mazda
Track: Indianapolis Motor Speedway RC
Report: Section Data Report
Session: Test Session 2

2.439 mile(s)



Pro Mazda
September 22, 2018

Section Data for Car 62 - Frost, Danial (R)

Lap	T/S	I2 to I3A	I5 to I6	Lap
1	T	3.8402	7.6429	82.7632
	S	101.735	96.614	106.091
2	T	3.7648	7.4346	81.1013
	S	103.772	99.321	108.265
3	T	3.7395	7.4714	80.7230
	S	104.474	98.831	108.772
4	T	3.6947	7.4750	81.6962
	S	105.741	98.784	107.476
5	T	3.6894	7.4249	96.9142
	S	105.893	99.450	90.600
6	T	4.4597	8.1578	619.0759
	S	87.603	90.516	14.183
7	T	3.7191	7.4147	82.4377
	S	105.047	99.587	106.510
8	T	3.7189	7.3400	79.9555
	S	105.053	100.601	109.816
9	T	3.6701	7.3589	80.2414
	S	106.450	100.342	109.425
10	T	3.6921	7.5387	80.2153
	S	105.816	97.949	109.460
11	T	3.6851	7.3432	95.6888
	S	106.017	100.557	91.760
12	T	3.8314	7.4778	389.0811
	S	101.968	98.747	22.567
13	T	3.7012	7.4039	80.1885
	S	105.555	99.732	109.497
14	T	3.6925	7.3664	80.1590
	S	105.804	100.240	109.537
15	T	3.6877	7.4674	80.2957
	S	105.942	98.884	109.351
16	T	3.6953	7.3231	80.0896
	S	105.724	100.833	109.632
17	T	4.2791	7.5117	95.1051
	S	91.300	98.301	92.323
18	T	3.7150	7.4871	80.3930
	S	105.163	98.624	109.218
19	T	3.6793	7.4292	80.1986
	S	106.184	99.393	109.483

Event: Chris Griffis Memorial OT - Pro Mazda

Track: Indianapolis Motor Speedway RC

2.439 mile(s)



Report: Section Data Report

Pro Mazda

Session: Test Session 2

September 22, 2018

Section Data for Car 62 - Frost, Danial (R)

Lap	T/S	I2 to I3A	I5 to I6	Lap
20	T	3.7420	7.4326	
	S	104.405	99.347	

Event: Chris Griffis Memorial OT - Pro Mazda
Track: Indianapolis Motor Speedway RC
Report: Section Data Report
Session: Test Session 2

2.439 mile(s)



Pro Mazda
 September 22, 2018

Section Data for Car 73 - Shields, Cameron (R)

Lap	T/S	I2 to I3A	I5 to I6	Lap
1	T	3.9445	7.8162	86.2269
	S	99.045	94.472	101.829
2	T	3.8982	7.5885	82.9288
	S	100.221	97.306	105.879
3	T	3.8170	7.4453	81.5057
	S	102.353	99.178	107.727
4	T	3.8359	7.4720	81.3649
	S	101.849	98.823	107.914
5	T	3.8139	7.5930	101.3130
	S	102.436	97.249	86.666
6	T	4.1063	7.6364	280.7060
	S	95.142	96.696	31.280
7	T	3.7770	7.5406	82.6184
	S	103.437	97.924	106.277
8	T	3.8272	7.4874	81.5248
	S	102.080	98.620	107.702
9	T	3.7776	7.4221	85.3387
	S	103.421	99.488	102.889
10	T	3.7988	7.4414	102.2121
	S	102.843	99.230	85.904
11	T	5.7216	8.8651	317.2987
	S	68.282	83.294	27.672
12	T	3.9478	7.6416	89.8727
	S	98.962	96.630	97.698
13	T	3.7714	7.4355	81.0520
	S	103.591	99.309	108.330
14	T	3.7736	7.3766	80.3485
	S	103.530	100.102	109.279
15	T	3.7312	7.3503	80.5290
	S	104.707	100.460	109.034
16	T	3.8495	7.4421	99.0193
	S	101.489	99.221	88.674
17	T	4.2307	7.8177	223.7226
	S	92.344	94.453	39.247
18	T	3.7730	7.2767	80.4647
	S	103.547	101.476	109.121
19	T	3.7124	7.4433	81.3777
	S	105.237	99.205	107.897

Event: Chris Griffis Memorial OT - Pro Mazda

Track: Indianapolis Motor Speedway RC

2.439 mile(s)



Report: Section Data Report

Pro Mazda

Session: Test Session 2

September 22, 2018

Section Data for Car 73 - Shields, Cameron (R)

Lap	T/S	I2 to I3A	I5 to I6	Lap
20	T	3.7457	7.3551	81.0055
	S	104.301	100.394	108.393
21	T	3.7800	7.3847	80.7034
	S	103.355	99.992	108.798
22	T	3.7299	7.3124	80.4580
	S	104.743	100.980	109.130
23	T	4.0114	7.7785	88.1337
	S	97.393	94.929	99.626
24	T	3.7983	7.3342	85.3024
	S	102.857	100.680	102.933
25	T	4.1091	7.8771	
	S	95.077	93.741	

Event: Chris Griffis Memorial OT - Pro Mazda

Track: Indianapolis Motor Speedway RC

2.439 mile(s)



Report: Section Data Report

Pro Mazda

Session: Test Session 2

September 22, 2018

Section Data for Car 78 - Dupell, Kyle (R)

Lap	T/S	I2 to I3A	I5 to I6	Lap
1	T	3.8419	7.5765	82.2712
	S	101.690	97.460	106.725
2	T	3.7648	7.5541	81.3400
	S	103.772	97.749	107.947
3	T	3.7969	7.3957	80.6839
	S	102.895	99.843	108.825
4	T	3.7955	7.5239	81.2565
	S	102.933	98.142	108.058
5	T	3.7900	7.4620	81.0243
	S	103.082	98.956	108.367
6	T	3.7859	7.5292	98.8010
	S	103.194	98.073	88.870
7	T	4.2298	7.9924	227.5584
	S	92.364	92.389	38.585
8	T	3.8265	7.4787	81.5314
	S	102.099	98.735	107.693
9	T	3.7928	7.6253	80.7981
	S	103.006	96.837	108.671
10	T	3.7215	7.4647	80.4196
	S	104.980	98.920	109.182
11	T	3.7526	7.5023	80.7497
	S	104.110	98.424	108.736
12	T	3.7816	7.4508	81.0045
	S	103.311	99.105	108.394
13	T	3.8072	7.4965	80.9968
	S	102.617	98.501	108.404
14	T	3.7877	7.5288	96.4586
	S	103.145	98.078	91.028
15	T	3.8547	7.5098	448.7447
	S	101.352	98.326	19.567
16	T	3.8747	7.4740	81.0279
	S	100.829	98.797	108.363
17	T	3.8181	7.5885	81.7730
	S	102.324	97.306	107.375
18	T	3.7984	7.4202	148.7813
	S	102.854	99.513	59.015
19	T	3.9037	7.5282	
	S	100.080	98.086	

Event: Chris Griffis Memorial OT - Pro Mazda
 Track: Indianapolis Motor Speedway RC
 Report: Section Data Report
 Session: Test Session 2

2.439 mile(s)



Pro Mazda
 September 22, 2018

Section Data for Car 79 - Van der Watt, Julian (R)

Lap	T/S	I2 to I3A	I5 to I6	Lap
1	T	3.8597	7.5848	82.1757
	S	101.221	97.354	106.849
2	T	3.7185	7.4264	80.8086
	S	105.064	99.430	108.657
3	T	3.7476	7.4003	80.5584
	S	104.249	99.781	108.994
4	T	3.7759	7.4010	80.6803
	S	103.467	99.772	108.830
5	T	3.7896	7.3835	80.3054
	S	103.093	100.008	109.338
6	T	3.9000	7.4991	84.0830
	S	100.175	98.466	104.425
7	T	3.7650	7.4220	80.3245
	S	103.767	99.489	109.312
8	T	3.8258	7.5405	101.7423
	S	102.118	97.926	86.300
9	T	4.3759	8.6731	219.5366
	S	89.280	85.138	39.995
10	T	3.9255	7.5391	82.3190
	S	99.524	97.944	106.663
11	T	3.8198	7.3143	80.0108
	S	102.278	100.954	109.740
12	T	3.7565	7.2274	79.7116
	S	104.002	102.168	110.152
13	T	3.7211	7.3184	79.4905
	S	104.991	100.898	110.458
14	T	3.7785	7.3615	98.5028
	S	103.396	100.307	89.139
15	T	3.8142	7.6257	406.3482
	S	102.428	96.832	21.608
16	T	3.8102	7.3480	80.1791
	S	102.536	100.491	109.510
17	T	3.7366	7.3145	79.7248
	S	104.555	100.951	110.134
18	T	3.7457	7.4394	79.6480
	S	104.301	99.257	110.240
19	T	3.7765	7.4434	79.9556
	S	103.451	99.203	109.816

Event: Chris Griffis Memorial OT - Pro Mazda

Track: Indianapolis Motor Speedway RC

2.439 mile(s)



Report: Section Data Report

Pro Mazda

Session: Test Session 2

September 22, 2018

Section Data for Car 79 - Van der Watt, Julian (R)

Lap	T/S	I2 to I3A	I5 to I6	Lap
20	T	3.7245	7.4510	90.7462
	S	104.895	99.102	96.758
21	T	3.7399	7.3986	80.7483
	S	104.463	99.804	108.738
22	T	3.7085	7.3012	79.7093
	S	105.348	101.135	110.155
23	T	3.7265	7.3201	79.5644
	S	104.839	100.874	110.356
24	T	3.8153	7.4428	
	S	102.399	99.211	

Event: Chris Griffis Memorial OT - Pro Mazda
Track: Indianapolis Motor Speedway RC
Report: Section Data Report
Session: Test Session 2

2.439 mile(s)



Pro Mazda
September 22, 2018

Section Data for Car 90 - Lastochkin, Nikita

Lap	T/S12 to I3A	I5 to I6	Lap
1	T 3.8291	7.5349	82.4966
	S 102.030	97.999	106.433
2	T 3.7943	7.4728	81.2880
	S 102.965	98.813	108.016
3	T 3.7568	7.4412	81.2809
	S 103.993	99.233	108.025
4	T 3.7643	7.4362	81.2569
	S 103.786	99.299	108.057
5	T 3.7099	7.4652	81.1832
	S 105.308	98.914	108.155
6	T 3.8449	7.5010	98.2884
	S 101.610	98.441	89.333
7	T 4.6534	8.3635	446.5577
	S 83.956	88.289	19.662
8	T 3.8769	7.4670	82.7860
	S 100.772	98.890	106.061
9	T 3.7732	7.5521	80.7122
	S 103.541	97.775	108.787
10	T 3.7745	7.3842	80.5060
	S 103.506	99.999	109.065
11	T 3.7616	7.3186	80.3903
	S 103.861	100.895	109.222
12	T 3.7521	7.4251	80.5217
	S 104.124	99.448	109.044
13	T 3.7907	7.4423	80.8244
	S 103.063	99.218	108.636
14	T 3.7591	7.6241	99.7768
	S 103.930	96.852	88.000
15	T 3.6987	7.4575	448.2750
	S 105.627	99.016	19.587
16	T 3.8056	7.5265	80.7868
	S 102.660	98.108	108.686
17	T 3.8076	7.4354	80.8549
	S 102.606	99.310	108.595
18	T 3.8431	7.4760	80.9139
	S 101.658	98.771	108.515
19	T 3.8035	7.4063	80.9405
	S 102.716	99.700	108.480

Event: Chris Griffis Memorial OT - Pro Mazda

Track: Indianapolis Motor Speedway RC

2.439 mile(s)



Report: Section Data Report

Pro Mazda

Session: Test Session 2

September 22, 2018

Section Data for Car 90 - Lastochkin, Nikita

Lap	T/S	I2 to I3A	I5 to I6	Lap
20	T	3.8013	7.4057	81.0637
	S	102.776	99.708	108.315
21	T	3.7453	7.5060	152.8377
	S	104.313	98.376	57.449

Event: Chris Griffis Memorial OT - Pro Mazda

Track: Indianapolis Motor Speedway RC

2.439 mile(s)



Report: Section Data Report

Pro Mazda






Session: Test Session 2

September 22, 2018

Section Data for Car

Report Support Information

Section Legend	
Name	Length
SF to I1	0.254167 miles
I1 to I2	0.252841 miles
I2 to I3A	0.108523 miles
I3A to I3	0.232197 miles
I3 to I4	0.341288 miles
I4 to I5A	0.165720 miles
I5A to I5	0.129167 miles
I5 to I6	0.205114 miles
I6 to I7	0.195265 miles
I7 to I8	0.152462 miles
I8 to I9	0.237879 miles
I9 to SF	0.164394 miles
I2 to I3	0.340720 miles
I4 to I5	0.294886 miles
Lap	2.439000 miles
PI to PO	0.394602 miles
PO to SF	2.239110 miles
SF to PI	2.223106 miles
PO to I2	0.307102 miles
I7 to PI	0.338826 miles
PO to PI	2.023201 miles

Color Legend	
	Fastest Lap
	Section Under Caution
	Section Under Green
	Section Time Data
	Section Speed Data

