

**Event:** Chris Griffis Memorial OT - Pro Mazda  
**Track:** Indianapolis Motor Speedway RC  
**Report:** Section Data Report  
**Session:** Test Session 3

2.439 mile(s)



**Pro Mazda**  
**October 21, 2017**

**Section Data for Car 1 - Cunha, Carlos**

Lap	T/SF to I3A	I3A to I6	I6 to SF	Lap	
1	T	19.6945	36.1766	25.7216	81.5927
	S	112.514	106.824	104.970	107.613
2	T	19.4781	36.1710	25.4934	81.1425
	S	113.764	106.841	105.910	108.210
3	T	19.5043	38.5648	25.4711	83.5402
	S	113.611	100.209	106.002	105.104
4	T		37.9354		692.6561
	S		101.872		12.676
5	T	19.5786	35.8765	25.4890	80.9441
	S	113.180	107.718	105.928	108.475
6	T	28.2869	36.9090	25.5158	90.7117
	S	78.337	104.705	105.817	96.795
7	T	19.5383	35.9988	25.5469	81.0840
	S	113.414	107.352	105.688	108.288
8	T		38.9191		268.4399
	S		99.297		32.709
9	T	19.8367	35.8445	26.0501	81.7313
	S	111.708	107.814	103.646	107.430
10	T	19.3833	35.9001	25.2983	80.5817
	S	114.321	107.647	106.727	108.963
11	T	19.3534	35.9155	25.3745	80.6434
	S	114.497	107.601	106.406	108.879
12	T	22.3561	43.6610	25.6119	91.6290
	S	99.119	88.513	105.420	95.826
13	T		36.3380		343.6314
	S		106.350		25.552
14	T	19.5663	37.8435	25.4070	82.8168
	S	113.251	102.119	106.270	106.022
15	T	19.5187	36.0865	27.7071	83.3123
	S	113.527	107.091	97.448	105.391

**Event:** Chris Griffis Memorial OT - Pro Mazda  
**Track:** Indianapolis Motor Speedway RC  
**Report:** Section Data Report  
**Session:** Test Session 3

2.439 mile(s)



**Pro Mazda**  
**October 21, 2017**

**Section Data for Car 18 - Ming, Calvin (R)**

Lap	T/SF to I3A	I3A to I6	I6 to SF	Lap	
1	T	19.7286	36.9431	25.8196	82.4913
	S	112.320	104.608	104.572	106.440
2	T	19.5214	36.5993	25.5783	81.6990
	S	113.512	105.591	105.558	107.473
3	T	19.6378	36.6987	25.4388	81.7753
	S	112.839	105.305	106.137	107.372
4	T	19.6727	36.6407	25.6132	81.9266
	S	112.639	105.471	105.414	107.174
5	T	19.6222	36.8354	25.6109	82.0685
	S	112.929	104.914	105.424	106.989
6	T		36.9275		294.1681
	S		104.652		29.848
7	T	19.6338	36.4623	25.4578	81.5539
	S	112.862	105.987	106.058	107.664
8	T	19.6949	36.4583	25.4436	81.5968
	S	112.512	105.999	106.117	107.607
9	T	19.6275	36.4759	25.5295	81.6329
	S	112.898	105.948	105.760	107.560
10	T	19.6852	37.7194	25.6809	83.0855
	S	112.567	102.455	105.137	105.679
11	T		38.0991		356.8061
	S		101.434		24.608
12	T	19.8215	36.6528	25.6120	82.0863
	S	111.793	105.437	105.419	106.965
13	T	19.6595	36.4284	25.5655	81.6534
	S	112.714	106.086	105.611	107.533
14	T	19.5235	36.3686	25.5382	81.4303
	S	113.500	106.260	105.724	107.827
15	T	19.7263	36.4896	25.5390	81.7549
	S	112.333	105.908	105.721	107.399
16	T	19.6373	36.5098	25.5501	81.6972
	S	112.842	105.850	105.675	107.475
17	T		37.3730		275.0409
	S		103.405		31.924
18	T	19.6950	36.4892	25.6635	81.8477
	S	112.511	105.909	105.208	107.277
19	T	19.6545	36.2089	25.5168	81.3802
	S	112.743	106.729	105.813	107.894

**Event:** Chris Griffis Memorial OT - Pro Mazda

**Track:** Indianapolis Motor Speedway RC

2.439 mile(s)



**Report:** Section Data Report

Pro Mazda

**Session:** Test Session 3

October 21, 2017

**Section Data for Car 18 - Ming, Calvin (R)**

Lap	T/SF to I3A	I3A to I6	I6 to SF	Lap	
20	T	19.6391	36.2902	25.5245	81.4538
	S	112.831	106.490	105.781	107.796
21	T	19.7164	36.5980	25.5604	
	S	112.389	105.594	105.632	

**Event:** Chris Griffis Memorial OT - Pro Mazda  
**Track:** Indianapolis Motor Speedway RC  
**Report:** Section Data Report  
**Session:** Test Session 3

2.439 mile(s)



**Pro Mazda**  
**October 21, 2017**

**Section Data for Car 3 - Megennis, Robert (R)**

Lap	T/SF to I3A	I3A to I6	I6 to SF	Lap	
1	T	19.8835	36.5015	25.7473	82.1323
	S	111.445	105.874	104.865	106.906
2	T	19.7661	36.4865	26.0270	82.2796
	S	112.107	105.917	103.738	106.714
3	T	20.3130	36.3666	25.6420	82.3216
	S	109.088	106.266	105.296	106.660
4	T	19.7643	36.6753	25.7387	82.1783
	S	112.117	105.372	104.900	106.846
5	T		36.9011		574.7637
	S		104.727		15.277
6	T	19.9601	36.4875	25.7575	82.2051
	S	111.017	105.914	104.824	106.811
7	T	19.9090	36.4723	25.6331	82.0144
	S	111.302	105.958	105.333	107.059
8	T		36.6071		710.7169
	S		105.568		12.354
9	T	19.9828	36.5043	25.6277	82.1148
	S	110.891	105.865	105.355	106.928
10	T	19.9590	36.4514	25.6795	82.0899
	S	111.023	106.019	105.142	106.961

**Event:** Chris Griffis Memorial OT - Pro Mazda  
**Track:** Indianapolis Motor Speedway RC  
**Report:** Section Data Report  
**Session:** Test Session 3

2.439 mile(s)



**Pro Mazda**  
**October 21, 2017**

**Section Data for Car 79 - Malukas, David (R)**

Lap	T/SF to I3A	I3A to I6	I6 to SF	Lap	
1	T	20.0765	36.4947	26.0247	82.5959
	S	110.373	105.893	103.748	106.306
2	T	19.5960	36.9846	25.5611	82.1417
	S	113.080	104.491	105.629	106.893
3	T	19.5137	36.3732	25.5374	81.4243
	S	113.557	106.247	105.727	107.835
4	T	19.5237	36.6674	25.8430	82.0341
	S	113.498	105.395	104.477	107.034
5	T	19.8582	36.8995	25.6228	82.3805
	S	111.587	104.732	105.375	106.583
6	T		41.5124		316.2855
	S		93.094		27.761
7	T	20.4123	36.7572	26.7440	83.9135
	S	108.558	105.137	100.957	104.636
8	T	19.4006	35.9071	25.3767	80.6844
	S	114.219	107.626	106.397	108.824
9	T	19.2658	35.8707	25.2083	80.3448
	S	115.018	107.735	107.108	109.284
10	T	19.3622	36.1684	25.2505	80.7811
	S	114.445	106.849	106.929	108.694
11	T		37.0449		689.5953
	S		104.321		12.733
12	T	19.5085	36.2863	25.4145	81.2093
	S	113.587	106.502	106.239	108.121
13	T	19.4579	36.3048	25.4672	81.2299
	S	113.882	106.447	106.019	108.093
14	T	19.8991	36.6156	25.4329	81.9476
	S	111.357	105.544	106.162	107.147

Event: Chris Griffis Memorial OT - Pro Mazda  
Track: Indianapolis Motor Speedway RC  
Report: Section Data Report  
Session: Test Session 3

2.439 mile(s)



Pro Mazda  
October 21, 2017

Section Data for Car 8 - Askew, Oliver (R)

Lap	T/SF to I3A	I3A to I6	I6 to SF	Lap	
1	T	19.7644	36.5322	26.0005	82.2971
	S	112.116	105.785	103.844	106.691
2	T	19.6738	36.3962	25.6006	81.6706
	S	112.632	106.180	105.466	107.510
3	T	19.6761	36.3845	25.4489	81.5095
	S	112.619	106.214	106.095	107.722
4	T	19.5072	36.3040	25.6079	81.4191
	S	113.594	106.450	105.436	107.842
5	T	19.4562	36.3895	25.5458	81.3915
	S	113.892	106.199	105.693	107.879
6	T	19.4742	36.3614	25.4421	81.2777
	S	113.787	106.282	106.123	108.030
7	T	19.5943	36.3692	25.6037	81.5672
	S	113.089	106.259	105.454	107.646
8	T		37.4634		363.3714
	S		103.155		24.164
9	T	19.6196	36.2715	25.5148	81.4059
	S	112.944	106.545	105.821	107.860
10	T	19.4718	36.1678	25.3448	80.9844
	S	113.801	106.850	106.531	108.421
11	T	19.5061	36.1634	25.4163	81.0858
	S	113.601	106.863	106.231	108.285
12	T		37.3952		298.0430
	S		103.343		29.460
13	T	19.5721	36.0651	25.3764	81.0136
	S	113.218	107.155	106.398	108.382
14	T	19.3959	36.0729	25.4111	80.8799
	S	114.246	107.132	106.253	108.561
15	T	19.2967	37.1508	25.4132	81.8607
	S	114.834	104.023	106.244	107.260
16	T		41.3621		318.6901
	S		93.432		27.552
17	T	19.5417	36.1841	25.6513	81.3771
	S	113.394	106.802	105.258	107.898
18	T	19.4332	36.1752	25.4039	81.0123
	S	114.027	106.829	106.283	108.384
19	T	19.4756	36.1604	25.3666	81.0026
	S	113.779	106.872	106.439	108.397

**Event:** Chris Griffis Memorial OT - Pro Mazda  
**Track:** Indianapolis Motor Speedway RC  
**Report:** Section Data Report  
**Session:** Test Session 3

2.439 mile(s)



**Pro Mazda**  
**October 21, 2017**

**Section Data for Car 80 - Wright, Kris**

Lap	T/SF to I3A	I3A to I6	I6 to SF	Lap	
1	T	20.1061	37.2125	25.9850	83.3036
	S	110.211	103.851	103.906	105.402
2	T	19.5917	36.5359	25.8356	81.9632
	S	113.104	105.774	104.507	107.126
3	T	25.1499	39.9035	25.4745	90.5279
	S	88.108	96.847	105.988	96.991
4	T	20.2121	36.5531	25.5144	82.2796
	S	109.633	105.724	105.823	106.714
5	T	19.8315	36.8474	25.6280	82.3069
	S	111.737	104.880	105.354	106.679
6	T	19.8650	36.9010	25.7227	82.4887
	S	111.548	104.727	104.966	106.444
7	T	19.7863	36.6920	25.5109	81.9892
	S	111.992	105.324	105.837	107.092
8	T		37.4014		432.4348
	S		103.326		20.305
9	T	19.5845	36.4370	25.6300	81.6515
	S	113.146	106.061	105.345	107.535
10	T	19.5517	36.1013	25.3566	81.0096
	S	113.336	107.047	106.481	108.387
11	T	19.5565	36.5339	25.7257	81.8161
	S	113.308	105.780	104.953	107.319
12	T	31.2521	39.2033	25.5460	96.0014
	S	70.904	98.577	105.692	91.461
13	T		36.8126		313.4119
	S		104.979		28.016
14	T	19.5709	44.1713	25.6100	89.3522
	S	113.225	87.490	105.428	98.267
15	T	19.9369	36.7334	27.6091	84.2794
	S	111.146	105.205	97.794	104.182
16	T	19.6865	36.5157	25.7494	81.9516
	S	112.560	105.832	104.857	107.141
17	T	19.7695	36.2434	25.5982	81.6111
	S	112.087	106.628	105.476	107.588
18	T	20.3416	36.8679	25.7440	82.9535
	S	108.935	104.821	104.879	105.847
19	T	19.6565	36.7868	25.8038	82.2471
	S	112.732	105.053	104.636	106.756

**Event:** Chris Griffis Memorial OT - Pro Mazda

**Track:** Indianapolis Motor Speedway RC

2.439 mile(s)



**Report:** Section Data Report

Pro Mazda

**Session:** Test Session 3

October 21, 2017

**Section Data for Car 80 - Wright, Kris**

Lap	T/SF to I3A	I3A to I6	I6 to SF	Lap	
20	T	19.5658	40.9856	25.8085	86.3599
	S	113.254	94.290	104.617	101.672
21	T	19.7110	36.6690	26.0487	82.4287
	S	112.420	105.390	103.652	106.521



Event: Chris Griffis Memorial OT - Pro Mazda  
 Track: Indianapolis Motor Speedway RC  
 Report: Section Data Report  
 Session: Test Session 3

2.439 mile(s)



Pro Mazda  
 October 21, 2017

Section Data for Car 81 - Frederick, Kaylen (R)

Lap	T/SF to I3A	I3A to I6	I6 to SF	Lap	
1	T	19.9180	36.6594	25.8124	82.3898
	S	111.252	105.418	104.601	106.571
2	T	19.6301	36.4358	25.4844	81.5503
	S	112.883	106.065	105.947	107.669
3	T	19.5432	36.5963	25.4991	81.6386
	S	113.385	105.599	105.886	107.552
4	T	19.6284	36.3213	26.4057	82.3554
	S	112.893	106.399	102.251	106.616
5	T	19.5897	36.2039	25.5281	81.3217
	S	113.116	106.744	105.766	107.971
6	T	19.5430	36.1956	25.4182	81.1568
	S	113.386	106.768	106.223	108.191
7	T	19.5566	36.0948	25.4470	81.0984
	S	113.307	107.067	106.103	108.268
8	T	19.6062	36.0995	25.6565	81.3622
	S	113.021	107.053	105.236	107.917
9	T		36.6249		324.0619
	S		105.517		27.095
10	T	19.4933	36.1929	25.5820	81.2682
	S	113.675	106.776	105.543	108.042
11	T	19.4968	36.2130	25.5262	81.2360
	S	113.655	106.717	105.774	108.085
12	T	19.4262	36.2030	25.5370	81.1662
	S	114.068	106.747	105.729	108.178
13	T	19.4418	36.0681	25.8871	81.3970
	S	113.977	107.146	104.299	107.871
14	T	19.4934	36.3027	25.3569	81.1530
	S	113.675	106.453	106.480	108.196
15	T	19.5420	36.1534	25.5506	81.2460
	S	113.392	106.893	105.673	108.072
16	T	19.5256	36.0419	25.4519	81.0194
	S	113.487	107.224	106.082	108.374
17	T	19.4519	37.5922	25.7025	82.7466
	S	113.917	102.802	105.048	106.112
18	T		36.4839		272.4954
	S		105.925		32.222
19	T	19.6925	36.1296	25.4817	81.3038
	S	112.526	106.963	105.958	107.995

**Event:** Chris Griffis Memorial OT - Pro Mazda

**Track:** Indianapolis Motor Speedway RC

2.439 mile(s)



**Report:** Section Data Report

Pro Mazda

**Session:** Test Session 3

October 21, 2017

**Section Data for Car 81 - Frederick, Kaylen (R)**

Lap	T/SF to I3A	I3A to I6	I6 to SF	Lap	
20	T	19.6335	36.2223	25.5087	81.3645
	S	112.864	106.690	105.846	107.914
21	T	19.6565	36.2069	25.3978	81.2612
	S	112.732	106.735	106.308	108.052
22	T	19.6729	36.0876	25.5269	81.2874
	S	112.638	107.088	105.771	108.017
23	T	19.6674	36.0769	25.4377	81.1820
	S	112.669	107.120	106.142	108.157
24	T	20.1933	41.0467	25.6811	86.9211
	S	109.735	94.150	105.136	101.016

**Event:** Chris Griffis Memorial OT - Pro Mazda  
**Track:** Indianapolis Motor Speedway RC  
**Report:** Section Data Report  
**Session:** Test Session 3

2.439 mile(s)



**Pro Mazda**  
**October 21, 2017**

**Section Data for Car 90 - Thompson, Parker (R)**

Lap	T/SF to I3A	I3A to I6	I6 to SF	Lap	
1	T	41.8871		152.1004	
	S	92.261		57.728	
2	T	22.2355	40.1936	28.8742	91.3033
	S	99.656	96.148	93.509	96.167
3	T	21.6123	39.1125	29.3236	90.0484
	S	102.530	98.806	92.076	97.508
4	T	20.5758	39.0320	27.2048	86.8126
	S	107.695	99.010	99.247	101.142
5	T	21.9643	38.8120	26.8804	87.6567
	S	100.887	99.571	100.445	100.168
6	T		38.9427		252.7693
	S		99.237		34.737
7	T	20.0481	37.9844	26.2755	84.3080
	S	110.530	101.740	102.757	104.147
8	T	19.8785	36.9520	25.9053	82.7358
	S	111.473	104.583	104.226	106.126
9	T	19.7331	36.6651	25.8377	82.2359
	S	112.294	105.401	104.498	106.771
10	T	19.6158	36.5964	25.7820	81.9942
	S	112.966	105.599	104.724	107.086
11	T	19.5882	36.6681	25.7057	81.9620
	S	113.125	105.393	105.035	107.128
12	T	19.5874	39.0266	25.7410	84.3550
	S	113.129	99.023	104.891	104.089

**Event:** Chris Griffis Memorial OT - Pro Mazda  
**Track:** Indianapolis Motor Speedway RC  
**Report:** Section Data Report  
**Session:** Test Session 3

2.439 mile(s)



Pro Mazda  
 October 21, 2017

**Section Data for Car 91 - Lastochkin, Nikita**

Lap	T/SF to I3A	I3A to I6	I6 to SF	Lap	
1	T	19.7809	36.7739	25.9514	82.5062
	S	112.023	105.089	104.041	106.421
2	T	19.6416	36.5643	25.8041	82.0100
	S	112.817	105.692	104.635	107.065
3	T	19.6913	36.6864	26.0131	82.3908
	S	112.532	105.340	103.794	106.570
4	T	19.8868	36.5960	25.8377	82.3205
	S	111.426	105.600	104.498	106.661
5	T	19.9050	36.7084	25.9308	82.5442
	S	111.324	105.277	104.123	106.372
6	T	20.5799	37.1210	25.8929	83.5938
	S	107.673	104.107	104.276	105.036
7	T	20.5031	36.9001	25.8858	83.2890
	S	108.077	104.730	104.304	105.421
8	T	19.8167	36.7319	25.7542	82.3028
	S	111.820	105.210	104.837	106.684
9	T	19.7449	36.4272	25.7852	81.9573
	S	112.227	106.090	104.711	107.134
10	T	19.6134	36.4580	25.8374	81.9088
	S	112.979	106.000	104.500	107.197
11	T	19.7513	36.4060	26.1469	82.3042
	S	112.191	106.151	103.263	106.682
12	T	19.6228	36.5891	25.7834	81.9953
	S	112.925	105.620	104.719	107.084
13	T	19.6251	36.4934	25.8444	81.9629
	S	112.912	105.897	104.471	107.127
14	T	19.5171	36.3249	25.8070	81.6490
	S	113.537	106.388	104.623	107.538
15	T	19.9174	36.8279	26.0215	82.7668
	S	111.255	104.935	103.760	106.086
16	T	19.9549	36.7270	25.8855	82.5674
	S	111.046	105.224	104.305	106.342
17	T	19.6926	36.6434	25.9043	82.2403
	S	112.525	105.464	104.230	106.765
18	T	19.5395	36.7923	25.8078	82.1396
	S	113.407	105.037	104.620	106.896
19	T	19.6866	36.6392	25.7688	82.0946
	S	112.559	105.476	104.778	106.955

**Event:** Chris Griffis Memorial OT - Pro Mazda  
**Track:** Indianapolis Motor Speedway RC  
**Report:** Section Data Report  
**Session:** Test Session 3

2.439 mile(s)



**Pro Mazda**  
**October 21, 2017**

**Section Data for Car 91 - Lastochkin, Nikita**

Lap	T/SF to I3A	I3A to I6	I6 to SF	Lap	
20	T	19.6045	36.5780	25.7491	81.9316
	S	113.031	105.652	104.858	107.167
21	T	19.6195	36.5364	25.8017	81.9576
	S	112.944	105.772	104.644	107.133
22	T	19.7007	36.5687	25.8132	82.0826
	S	112.479	105.679	104.598	106.970
23	T	20.0692	36.8463	25.8507	82.7662
	S	110.413	104.883	104.446	106.087
24	T	19.7366	36.8432	25.8165	82.3963
	S	112.274	104.892	104.584	106.563
25	T	19.6275	36.8620	25.9175	82.4070
	S	112.898	104.838	104.177	106.549
26	T	19.6737	36.6763	25.6500	82.0000
	S	112.633	105.369	105.263	107.078
27	T	19.4692	36.8224	25.7067	81.9983
	S	113.816	104.951	105.031	107.080
28	T	19.7126	36.7033	25.9796	82.3955
	S	112.411	105.291	103.928	106.564
29	T	19.8744	36.7483	25.8814	82.5041
	S	111.496	105.163	104.322	106.424

Event: Chris Griffis Memorial OT - Pro Mazda

Track: Indianapolis Motor Speedway RC

2.439 mile(s)



Report: Section Data Report

Pro Mazda






Session: Test Session 3

October 21, 2017

Section Data for Car

Report Support Information

Section Legend	
Name	Length
SF to I3A	0.615530 miles
I3A to I6	1.073485 miles
I6 to SF	0.750000 miles
Lap	2.439000 miles

Color Legend	
	Fastest Lap
	Section Under Caution
	Section Under Green
	Section Time Data
	Section Speed Data

