

Event: Chris Griffis Memorial OT - Pro Mazda
Track: Indianapolis Motor Speedway RC
Report: Section Data Report
Session: Test Session 4

2.439 mile(s)



Pro Mazda
October 21, 2017

Section Data for Car 1 - Cunha, Carlos

Lap	T/SF to I3A	I3A to I6	I6 to SF	Lap	
1	T	19.8436	36.4988	25.8307	82.1731
	S	111.669	105.881	104.527	106.852
2	T	19.5156	36.0071	25.6137	81.1364
	S	113.546	107.327	105.412	108.218
3	T	19.4307	35.9484	25.3774	80.7565
	S	114.042	107.503	106.394	108.727
4	T	19.4209	35.9579	25.4758	80.8546
	S	114.099	107.474	105.983	108.595
5	T	19.4715	36.4720	25.4924	81.4359
	S	113.803	105.959	105.914	107.820
6	T	19.4749	36.0134	25.5321	81.0204
	S	113.783	107.309	105.749	108.373
7	T		36.7097		532.4536
	S		105.273		16.490
8	T	19.6040	36.0180	25.3732	80.9952
	S	113.034	107.295	106.411	108.406
9	T	19.3576	35.9829	25.3554	80.6959
	S	114.472	107.399	106.486	108.809
10	T		39.1880		378.9073
	S		98.616		23.173
11	T	20.6176	36.8216	26.3927	83.8319
	S	107.477	104.953	102.301	104.738
12	T	20.0357	36.8476	25.7187	82.6020
	S	110.598	104.879	104.982	106.298
13	T	19.9719	36.4463	25.7596	82.1778
	S	110.951	106.034	104.815	106.846
14	T	19.7797	38.1527	25.8852	83.8176
	S	112.029	101.292	104.307	104.756
15	T		36.4782		258.3492
	S		105.941		33.987
16	T	19.5504	36.4534	25.7435	81.7473
	S	113.343	106.013	104.881	107.409
17	T	19.6834	36.3641	25.7421	81.7896
	S	112.578	106.274	104.887	107.354

Event: Chris Griffis Memorial OT - Pro Mazda
Track: Indianapolis Motor Speedway RC
Report: Section Data Report
Session: Test Session 4

2.439 mile(s)



Pro Mazda
 October 21, 2017

Section Data for Car 18 - Ming, Calvin (R)

Lap	T/SF to I3A	I3A to I6	I6 to SF	Lap	
1	T	19.8577	36.9088	26.2033	82.9698
	S	111.589	104.705	103.040	105.826
2	T	19.6460	36.6969	25.6051	81.9480
	S	112.792	105.310	105.448	107.146
3	T	19.7929	36.9611	32.2708	89.0248
	S	111.955	104.557	83.667	98.629
4	T	19.5400	36.4774	25.6016	81.6190
	S	113.404	105.944	105.462	107.578
5	T	19.5933	36.5539	25.5614	81.7086
	S	113.095	105.722	105.628	107.460
6	T	19.5982	36.6841	25.6253	81.9076
	S	113.067	105.347	105.365	107.199
7	T	19.5956	36.7282	25.6322	81.9560
	S	113.082	105.220	105.336	107.136
8	T	19.6112	36.7239	25.5696	81.9047
	S	112.992	105.232	105.594	107.203
9	T		37.6694		230.9450
	S		102.591		38.019
10	T	19.5130	36.8174	25.5096	81.8400
	S	113.561	104.965	105.843	107.287
11	T	19.6124	36.6757	25.4622	81.7503
	S	112.985	105.371	106.040	107.405
12	T	19.5786	36.6041	25.6276	81.8103
	S	113.180	105.577	105.355	107.326
13	T	19.4874	36.8761	25.7032	82.0667
	S	113.710	104.798	105.045	106.991
14	T		40.3979		333.3732
	S		95.662		26.338
15	T	20.0647	37.3665	26.5333	83.9645
	S	110.438	103.423	101.759	104.573
16	T	19.5300	36.4862	25.5865	81.6027
	S	113.462	105.918	105.524	107.599
17	T	19.3636	36.2601	25.3045	80.9282
	S	114.437	106.578	106.700	108.496
18	T	19.5458	36.3336	25.2454	81.1248
	S	113.370	106.363	106.950	108.233
19	T	19.3976	36.0758	25.2639	80.7373
	S	114.236	107.123	106.872	108.753

Event: Chris Griffis Memorial OT - Pro Mazda

Track: Indianapolis Motor Speedway RC

2.439 mile(s)



Report: Section Data Report

Pro Mazda

Session: Test Session 4

October 21, 2017

Section Data for Car 18 - Ming, Calvin (R)

Lap	T/SF to I3A	I3A to I6	I6 to SF	Lap	
20	T	19.5000	36.2584	25.2875	81.0459
	S	113.636	106.583	106.772	108.339
21	T	19.4857	36.1035	25.3640	80.9532
	S	113.720	107.041	106.450	108.463
22	T	19.4285	36.0846	25.6562	81.1693
	S	114.055	107.097	105.238	108.174
23	T	19.3644	36.3108	25.3591	81.0343
	S	114.432	106.430	106.471	108.354

Event: Chris Griffis Memorial OT - Pro Mazda
Track: Indianapolis Motor Speedway RC
Report: Section Data Report
Session: Test Session 4

2.439 mile(s)



Pro Mazda
October 21, 2017

Section Data for Car 3 - Megennis, Robert (R)

Lap	T/SF to I3A	I3A to I6	I6 to SF	Lap	
1	T	20.0012	36.6315	25.7528	82.3855
	S	110.789	105.498	104.843	106.577
2	T	19.7754	36.3746	25.6562	81.8062
	S	112.054	106.243	105.238	107.332
3	T	19.7587	36.3819	25.5915	81.7321
	S	112.149	106.222	105.504	107.429
4	T	19.5537	36.3338	25.8373	81.7248
	S	113.324	106.362	104.500	107.439
5	T		39.5214		248.0900
	S		97.784		35.392
6	T	20.8311	36.4823	26.2565	83.5699
	S	106.375	105.929	102.832	105.067
7	T	19.4413	35.8776	25.5357	80.8546
	S	113.979	107.715	105.734	108.595
8	T	19.5836	35.9353	25.4473	80.9662
	S	113.151	107.542	106.102	108.445
9	T	19.5514	36.1770	25.5128	81.2412
	S	113.338	106.823	105.829	108.078
10	T	19.6093	36.2001	25.5175	81.3269
	S	113.003	106.755	105.810	107.964
11	T	19.5789	36.1362	25.5856	81.3007
	S	113.178	106.944	105.528	107.999
12	T	19.5902	36.4782	25.6331	81.7015
	S	113.113	105.941	105.333	107.469
13	T	19.5935	37.3426	25.7532	82.6893
	S	113.094	103.489	104.841	106.185
14	T		39.1115		321.2432
	S		98.808		27.333
15	T	19.6895	36.0371	25.7211	81.4477
	S	112.543	107.238	104.972	107.804
16	T	19.4999	36.0746	25.6045	81.1790
	S	113.637	107.126	105.450	108.161
17	T		39.5663		312.8105
	S		97.673		28.069
18	T	20.6146	36.3115	26.3419	83.2680
	S	107.492	106.428	102.498	105.447
19	T	19.4071	35.5631	25.3411	80.3113
	S	114.180	108.667	106.546	109.330

Event: Chris Griffis Memorial OT - Pro Mazda

Track: Indianapolis Motor Speedway RC

2.439 mile(s)



Report: Section Data Report

Pro Mazda

Session: Test Session 4

October 21, 2017

Section Data for Car 3 - Megennis, Robert (R)

Lap	T/SF to I3A	I3A to I6	I6 to SF	Lap	
20	T	19.4123	35.4907	25.2238	80.1268
	S	114.150	108.889	107.042	109.581
21	T	19.5300	35.7153	25.4191	80.6644
	S	113.462	108.204	106.219	108.851

Event: Chris Griffis Memorial OT - Pro Mazda
Track: Indianapolis Motor Speedway RC
Report: Section Data Report
Session: Test Session 4

2.439 mile(s)



Pro Mazda
October 21, 2017

Section Data for Car 78 - Hoogenboom, Leonard (R)

Lap	T/SF to I3A	I3A to I6	I6 to SF	Lap	
1	T	52.3515		382.1852	
	S	73.819		22.974	
2	T	43.1795		441.8448	
	S	89.500		19.872	
3	T	21.8683	40.7554	27.4800	90.1037
	S	101.330	94.823	98.253	97.448
4	T	20.8055	38.2931	26.4918	85.5904
	S	106.506	100.920	101.918	102.586
5	T	20.4652	38.9693	26.2230	85.6575
	S	108.277	99.169	102.963	102.506
6	T	20.0754	37.4952	26.0574	83.6280
	S	110.379	103.068	103.617	104.994
7	T	20.1899	37.4698	27.6536	85.3133
	S	109.753	103.138	97.636	102.919
8	T		39.3548		578.4669
	S		98.198		15.179
9	T	20.2975	37.7127	26.3883	84.3985
	S	109.172	102.473	102.318	104.035
10	T	19.7980	36.8940	26.8732	83.5652
	S	111.926	104.747	100.472	105.072
11	T	20.0499	36.9575	26.0373	83.0447
	S	110.520	104.567	103.697	105.731
12	T	19.6625	41.8031	25.9260	87.3916
	S	112.697	92.446	104.143	100.472

Event: Chris Griffis Memorial OT - Pro Mazda
Track: Indianapolis Motor Speedway RC
Report: Section Data Report
Session: Test Session 4

2.439 mile(s)



Pro Mazda
October 21, 2017

Section Data for Car 79 - Malukas, David (R)

Lap	T/SF to I3A	I3A to I6	I6 to SF	Lap	
1	T	19.8854	36.4328	26.7427	83.0609
	S	111.434	106.073	100.962	105.710
2	T	19.4804	36.0854	25.3634	80.9292
	S	113.751	107.094	106.453	108.495
3	T		36.5053		293.7954
	S		105.863		29.886
4	T	19.4305	36.0814	25.4144	80.9263
	S	114.043	107.106	106.239	108.499
5	T	19.3356	36.2254	25.4889	81.0499
	S	114.603	106.681	105.928	108.333
6	T	19.3785	36.2234	25.7811	81.3830
	S	114.349	106.686	104.728	107.890
7	T	19.4375	36.4805	25.5332	81.4512
	S	114.002	105.935	105.745	107.800
8	T	19.4926	36.5972	25.8381	81.9279
	S	113.680	105.597	104.497	107.172
9	T		43.1018		277.1398
	S		89.661		31.682
10	T	21.3345	37.0020	27.7109	86.0474
	S	103.865	104.442	97.435	102.041
11	T	19.4459	35.8380	25.3716	80.6555
	S	113.953	107.834	106.418	108.863
12	T	19.3026	35.7019	25.2727	80.2772
	S	114.798	108.245	106.835	109.376
13	T	19.1717	35.8216	25.2523	80.2456
	S	115.582	107.883	106.921	109.419
14	T	19.3438	36.1119	25.2572	80.7129
	S	114.554	107.016	106.900	108.786
15	T	22.0622	48.3206	25.4808	95.8636
	S	100.439	79.977	105.962	91.593
16	T	26.0839	37.3711	31.7823	95.2373
	S	84.953	103.410	84.953	92.195
17	T	19.3694	35.9432	25.2739	80.5865
	S	114.403	107.518	106.830	108.956
18	T	19.2602	36.0757	25.3698	80.7057
	S	115.051	107.123	106.426	108.795

Event: Chris Griffis Memorial OT - Pro Mazda
Track: Indianapolis Motor Speedway RC
Report: Section Data Report
Session: Test Session 4

2.439 mile(s)



Pro Mazda
October 21, 2017

Section Data for Car 8 - Askew, Oliver (R)

Lap	T/SF to I3A	I3A to I6	I6 to SF	Lap	
1	T	20.0456	37.0627	26.4619	83.5702
	S	110.543	104.270	102.033	105.066
2	T	19.5756	36.4950	25.5939	81.6645
	S	113.198	105.892	105.494	107.518
3	T	19.4797	36.3002	25.5571	81.3370
	S	113.755	106.461	105.646	107.951
4	T	19.4444	36.0457	25.6294	81.1195
	S	113.961	107.212	105.348	108.240
5	T	19.4710	36.1611	25.4343	81.0664
	S	113.806	106.870	106.156	108.311
6	T	19.4644	36.1508	25.3967	81.0119
	S	113.844	106.901	106.313	108.384
7	T		41.1553		370.6620
	S		93.902		23.688
8	T	19.9804	36.6832	26.1148	82.7784
	S	110.904	105.349	103.390	106.071
9	T	19.4384	36.0453	25.3161	80.7998
	S	113.996	107.214	106.651	108.669
10	T	19.2281	36.0078	25.1965	80.4324
	S	115.243	107.325	107.158	109.165
11	T	19.2892	35.8096	25.2868	80.3856
	S	114.878	107.919	106.775	109.229
12	T	19.3438	35.8170	25.2384	80.3992
	S	114.554	107.897	106.980	109.210
13	T		37.3053		437.4580
	S		103.592		20.071
14	T	19.2812	36.0268	25.5410	80.8490
	S	114.926	107.269	105.712	108.602
15	T	19.3516	35.9639	25.2330	80.5485
	S	114.508	107.456	107.003	109.008
16	T	20.1325	36.6359	26.1794	82.9478
	S	110.066	105.485	103.135	105.855
17	T	19.3502	35.7976	25.3499	80.4977
	S	114.516	107.955	106.509	109.076
18	T	20.7509	38.2105	25.4527	84.4141
	S	106.786	101.138	106.079	104.016
19	T	19.3604	35.7065	25.3555	80.4224
	S	114.456	108.231	106.486	109.179

Event: Chris Griffis Memorial OT - Pro Mazda

Track: Indianapolis Motor Speedway RC

2.439 mile(s)



Report: Section Data Report

Pro Mazda

Session: Test Session 4

October 21, 2017

Section Data for Car 8 - Askew, Oliver (R)

Lap	T/SF to I3A	I3A to I6	I6 to SF	Lap	
20	T	19.2375	36.7998	25.3723	81.4096
	S	115.187	105.015	106.415	107.855

Event: Chris Griffis Memorial OT - Pro Mazda
Track: Indianapolis Motor Speedway RC
Report: Section Data Report
Session: Test Session 4

2.439 mile(s)



Pro Mazda
October 21, 2017

Section Data for Car 80 - Wright, Kris

Lap	T/SF to I3A	I3A to I6	I6 to SF	Lap	
1	T	19.9700	36.9674	26.1505	83.0879
	S	110.962	104.539	103.249	105.676
2	T	19.6094	36.7916	25.6479	82.0489
	S	113.002	105.039	105.272	107.014
3	T	19.6322	36.4499	25.6827	81.7648
	S	112.871	106.023	105.129	107.386
4	T	19.6027	36.4487	25.5970	81.6484
	S	113.041	106.027	105.481	107.539
5	T	19.7144	36.5556	25.5755	81.8455
	S	112.401	105.717	105.570	107.280
6	T	19.8222	37.0737	26.6789	83.5748
	S	111.789	104.240	101.204	105.060
7	T	19.7397	37.0364	26.1938	82.9699
	S	112.256	104.345	103.078	105.826
8	T		40.4621		265.2180
	S		95.510		33.106
9	T	21.2635	37.2709	26.8460	85.3804
	S	104.212	103.688	100.574	102.839
10	T	19.4855	36.5075	25.7359	81.7289
	S	113.721	105.856	104.912	107.433
11	T	19.5391	36.6246	25.4659	81.6296
	S	113.409	105.518	106.024	107.564
12	T	19.4819	36.2593	25.6101	81.3513
	S	113.742	106.581	105.427	107.932
13	T	19.4311	36.2105	25.4711	81.1127
	S	114.039	106.724	106.002	108.249
14	T	19.4399	36.4281	25.5079	81.3759
	S	113.988	106.087	105.850	107.899
15	T	21.2406	40.6035	31.5816	93.4257
	S	104.324	95.178	85.493	93.983
16	T	19.5101	36.4397	25.6053	81.5551
	S	113.578	106.053	105.447	107.662
17	T		36.9155		255.6032
	S		104.686		34.352
18	T	19.4267	36.1898	25.3765	80.9930
	S	114.065	106.785	106.398	108.409
19	T	19.4157	36.1438	25.5512	81.1107
	S	114.130	106.921	105.670	108.252

Event: Chris Griffis Memorial OT - Pro Mazda

Track: Indianapolis Motor Speedway RC

2.439 mile(s)



Report: Section Data Report

Pro Mazda

Session: Test Session 4

October 21, 2017

Section Data for Car 80 - Wright, Kris

Lap	T/SF to I3A	I3A to I6	I6 to SF	Lap	
20	T	19.4894	36.3203	25.4019	81.2116
	S	113.698	106.402	106.291	108.118
21	T	19.5123	36.8414	25.4620	81.8157
	S	113.565	104.897	106.040	107.319

Event: Chris Griffis Memorial OT - Pro Mazda
Track: Indianapolis Motor Speedway RC
Report: Section Data Report
Session: Test Session 4

2.439 mile(s)



Pro Mazda
October 21, 2017

Section Data for Car 81 - Frederick, Kaylen (R)

Lap	T/SF to I3A	I3A to I6	I6 to SF	Lap	
1	T	20.0190	36.7748	26.0415	82.8353
	S	110.690	105.087	103.681	105.998
2	T	19.7244	36.3808	26.2419	82.3471
	S	112.344	106.225	102.889	106.627
3	T	19.5286	36.1314	25.4928	81.1528
	S	113.470	106.958	105.912	108.196
4	T	19.5952	36.2970	25.5143	81.4065
	S	113.084	106.470	105.823	107.859
5	T	19.7311	36.2378	25.5394	81.5083
	S	112.305	106.644	105.719	107.724
6	T		39.2497		344.1633
	S		98.461		25.512
7	T	20.0998	36.3457	26.2529	82.6984
	S	110.245	106.327	102.846	106.174
8	T	19.4791	36.0657	25.2320	80.7768
	S	113.758	107.153	107.007	108.700
9	T	19.3990	35.9049	25.1733	80.4772
	S	114.228	107.633	107.256	109.104
10	T	19.4594	35.6673	25.2160	80.3427
	S	113.873	108.350	107.075	109.287
11	T	19.4401	36.1644	25.2671	80.8716
	S	113.987	106.860	106.858	108.572
12	T	19.3934	35.7543	25.2665	80.4142
	S	114.261	108.086	106.861	109.190
13	T	19.3158	36.0031	25.2748	80.5937
	S	114.720	107.339	106.826	108.946
14	T	19.4997	35.9731	25.4417	80.9145
	S	113.638	107.429	106.125	108.515
15	T		36.0237		269.7206
	S		107.278		32.554
16	T	19.4666	35.6849	25.2297	80.3812
	S	113.831	108.296	107.017	109.234
17	T	19.3661	35.7908	25.3231	80.4800
	S	114.422	107.976	106.622	109.100
18	T	19.4527	35.7630	25.1921	80.4078
	S	113.913	108.060	107.176	109.198
19	T	19.4262	35.7297	25.2459	80.4018
	S	114.068	108.161	106.948	109.207

Event: Chris Griffis Memorial OT - Pro Mazda

Track: Indianapolis Motor Speedway RC

2.439 mile(s)



Report: Section Data Report

Pro Mazda

Session: Test Session 4

October 21, 2017

Section Data for Car 81 - Frederick, Kaylen (R)

Lap	T/SF to I3A	I3A to I6	I6 to SF	Lap	
20	T	19.4214	35.7199	25.9785	81.1198
	S	114.096	108.190	103.932	108.240

Event: Chris Griffis Memorial OT - Pro Mazda
Track: Indianapolis Motor Speedway RC
Report: Section Data Report
Session: Test Session 4

2.439 mile(s)



Pro Mazda
October 21, 2017

Section Data for Car 90 - Thompson, Parker (R)

Lap	T/SF to I3A	I3A to I6	I6 to SF	Lap	
1	T	20.2243	38.1018	26.8984	85.2245
	S	109.567	101.427	100.378	103.027
2	T	19.7800	36.8592	25.8788	82.5180
	S	112.028	104.846	104.333	106.406
3	T	19.6598	37.7992	25.8329	83.2919
	S	112.713	102.239	104.518	105.417
4	T		41.4966		280.2917
	S		93.129		31.326
5	T	19.9510	37.1494	26.0919	83.1923
	S	111.068	104.027	103.480	105.543
6	T	19.5762	36.4991	25.5790	81.6543
	S	113.194	105.881	105.555	107.531
7	T	27.4776	37.8146	25.6067	90.8989
	S	80.644	102.197	105.441	96.595
8	T	19.4998	36.4664	25.6246	81.5908
	S	113.638	105.976	105.367	107.615
9	T		37.3374		373.6515
	S		103.503		23.499
10	T	19.7014	36.6350	25.6908	82.0272
	S	112.475	105.488	105.096	107.043
11	T	19.5880	36.3393	25.5152	81.4425
	S	113.126	106.346	105.819	107.811
12	T	19.9220	38.3984	25.6972	84.0176
	S	111.229	100.643	105.070	104.507
13	T	19.5495	36.5151	25.7772	81.8418
	S	113.349	105.834	104.744	107.285
14	T	19.5063	36.4991	25.6660	81.6714
	S	113.600	105.881	105.198	107.509
15	T	20.4271	37.8419	25.6029	83.8719
	S	108.479	102.123	105.457	104.688

Event: Chris Griffis Memorial OT - Pro Mazda
Track: Indianapolis Motor Speedway RC
Report: Section Data Report
Session: Test Session 4

2.439 mile(s)



Pro Mazda
October 21, 2017

Section Data for Car 91 - Lastochkin, Nikita

Lap	T/SF to I3A	I3A to I6	I6 to SF	Lap	
1	T	20.0434	36.9827	26.1540	83.1801
	S	110.556	104.496	103.235	105.559
2	T	19.8257	36.8725	26.1715	82.8697
	S	111.770	104.808	103.166	105.954
3	T	19.7411	36.8427	25.8430	82.4268
	S	112.249	104.893	104.477	106.524
4	T	19.6242	36.6022	25.7979	82.0243
	S	112.917	105.582	104.660	107.046
5	T	19.6740	36.7711	25.7553	82.2004
	S	112.631	105.097	104.833	106.817
6	T		36.7417		282.7612
	S		105.181		31.052
7	T	19.6415	36.6669	26.5624	82.8708
	S	112.818	105.396	101.647	105.953
8	T	19.7017	36.4319	25.7171	81.8507
	S	112.473	106.076	104.989	107.273
9	T	19.7120	36.6548	25.7107	82.0775
	S	112.414	105.431	105.015	106.977
10	T		40.0576		313.1910
	S		96.475		28.035
11	T	20.0097	36.6693	26.3625	83.0415
	S	110.742	105.389	102.418	105.735
12	T	19.4890	36.0019	25.4781	80.9690
	S	113.701	107.343	105.973	108.442
13	T	19.3879	35.9881	25.3725	80.7485
	S	114.293	107.384	106.414	108.738
14	T	19.3969	36.0608	25.4043	80.8620
	S	114.240	107.167	106.281	108.585
15	T	19.3759	35.9698	25.6059	80.9516
	S	114.364	107.439	105.444	108.465
16	T	19.3166	35.9628	25.5442	80.8236
	S	114.715	107.460	105.699	108.637
17	T	19.3609	36.2824	25.5206	81.1639
	S	114.453	106.513	105.797	108.181
18	T	19.5815	36.0909	25.5810	81.2534
	S	113.163	107.078	105.547	108.062
19	T	19.3757	36.3560	25.6493	81.3810
	S	114.365	106.297	105.266	107.893

Event: Chris Griffis Memorial OT - Pro Mazda

Track: Indianapolis Motor Speedway RC

2.439 mile(s)



Report: Section Data Report

Pro Mazda

Session: Test Session 4

October 21, 2017

Section Data for Car 91 - Lastochkin, Nikita

Lap	T/SF to I3A	I3A to I6	I6 to SF	Lap	
20	T	19.4770	36.2098	26.1952	81.8820
	S	113.771	106.727	103.072	107.232
21	T	19.6114	45.4834	25.7070	90.8018
	S	112.991	84.966	105.030	96.699

Event: Chris Griffis Memorial OT - Pro Mazda

Track: Indianapolis Motor Speedway RC

2.439 mile(s)



Report: Section Data Report

Pro Mazda






Session: Test Session 4

October 21, 2017

Section Data for Car

Report Support Information

Section Legend	
Name	Length
SF to I3A	0.615530 miles
I3A to I6	1.073485 miles
I6 to SF	0.750000 miles
Lap	2.439000 miles

Color Legend	
	Fastest Lap
	Section Under Caution
	Section Under Green
	Section Time Data
	Section Speed Data

