

Event: Pro Mazda Grand Prix of Portland
Track: Portland International Raceway
Report: Section Data Report
Session: Qualifications - Race 1

Round 15 / 16
1.964 mile(s)
Pro Mazda
August 31, 2018



Section Data for Car 12 - de la Vara, Moises (R)

Lap	T/S	I9 to I10	I10 to I11	I11 to SF	SF to I1	I1 to I2A	I2A to I2	I2 to I3	I3 to I4	I4 to I5	I5 to I6	I6 to I7	I7 to I8	I8 to I9	Lap	PI to PO
1	T	6.3984	7.8008	6.4748	1.7161	5.5109	3.1701	6.2480	4.5699	4.7762	8.0965	4.9568	4.3000	7.3004	71.3189	
	S	110.930	81.810	122.994	136.276	96.132	56.350	99.850	97.426	88.222	78.317	74.553	113.372	137.290	99.138	
2	T	5.5663	7.3054	6.3378	1.6832	5.4021	3.6315	6.4215	4.5912	4.8627	7.7927	4.9322	4.2931	7.3080	70.1277	
	S	127.512	87.358	125.653	138.940	98.068	49.191	97.152	96.974	86.652	81.370	74.925	113.554	137.147	100.822	
3	T	5.6176	7.3865	6.3063	1.6822	5.1072	3.2629	6.3027	4.4480	4.7241	7.7140	4.8844	4.2525	7.2547	68.9431	
	S	126.348	86.398	126.281	139.022	103.731	54.748	98.984	100.096	89.194	82.200	75.658	114.638	138.155	102.554	
4	T	5.4753	7.2674	6.3274	1.6864	5.1811	3.0881	6.1947	4.3908	4.6744	7.7054	4.8814	4.2491	7.2549	68.3764	
	S	129.632	87.814	125.860	138.676	102.251	57.847	100.709	101.400	90.143	82.292	75.705	114.730	138.151	103.404	
5	T	5.5434	7.2184	6.2960	1.6736	5.2318	2.9529	6.1177	4.4319	4.6959	7.6196	4.8629	4.2363	7.2336	68.1140	
	S	128.039	88.410	126.487	139.737	101.260	60.495	101.977	100.460	89.730	83.218	75.993	115.077	138.558	103.802	
6	T	5.4321	7.1831	6.3159	1.6857	5.2595	3.0047	6.1486	4.4032	4.7346	7.6855	4.8117	4.2473	7.2546	68.1665	
	S	130.663	88.845	126.089	138.734	100.727	59.452	101.464	101.114	88.997	82.505	76.801	114.779	138.157	103.723	
7	T	5.5182					3.1496	6.2293	4.5906	4.8366	7.7387	4.9809	4.2882	7.2522	205.2029	139.5661
	S	128.624					56.717	100.150	96.987	87.120	81.938	74.193	113.684	138.203	34.456	6.727
8	T	5.4437	7.7681	6.3644	1.6846	5.2585	3.0462	6.1692	4.4751	4.7287	7.5933	4.8636	4.2562	7.2375	68.8891	
	S	130.384	82.154	125.128	138.824	100.746	58.642	101.126	99.490	89.108	83.507	75.982	114.539	138.483	102.635	
9	T	5.4418	7.0648	6.2597	1.6724	5.2955	2.9828	6.1227	4.3930	4.7302	7.6171	4.8084	4.2387	7.2322	67.8593	
	S	130.430	90.333	127.221	139.837	100.042	59.889	101.894	101.349	89.079	83.246	76.854	115.012	138.585	104.192	
10	T	5.3974	7.0873	6.2640	1.6741	5.0926	3.0132	6.1581	4.3829	4.7661	7.6484	4.8946	4.2751	7.2422	67.8960	
	S	131.503	90.046	127.133	139.695	104.028	59.285	101.308	101.583	88.408	82.905	75.501	114.032	138.393	104.136	
11	T	5.4637														
	S	129.907														

Event: Pro Mazda Grand Prix of Portland
Track: Portland International Raceway
Report: Section Data Report
Session: Qualifications - Race 1

Round 15 / 16
1.964 mile(s)
Pro Mazda
August 31, 2018



Section Data for Car 12 - de la Vara, Moises (R)

Lap	T/SPO to SF	SF to PI
1	T	80.1867
	S	86.287
2	T	
	S	
3	T	
	S	
4	T	
	S	
5	T	
	S	
6	T	62.9419
	S	99.681
7	T	71.5065
	S	96.762
8	T	
	S	
9	T	
	S	
10	T	62.8412
	S	99.840
11	T	
	S	

Event: Pro Mazda Grand Prix of Portland
Track: Portland International Raceway
Report: Section Data Report
Session: Qualifications - Race 1

Round 15 / 16
1.964 mile(s)
Pro Mazda
August 31, 2018



Section Data for Car 2 - VeeKay, Rinus (R)

Lap	T/S	I9 to I10	I10 to I11	I11 to SF	SF to I1	I1 to I2A	I2A to I2	I2 to I3	I3 to I4	I4 to I5	I5 to I6	I6 to I7	I7 to I8	I8 to I9	Lap	PI to PO
1	T	6.1194	7.4907	6.3325	1.6785	5.4365	3.0463	6.0888	4.4983	4.6291	7.8347	4.7793	4.1879	7.2042	69.3262	
	S	115.987	85.197	125.758	139.329	97.447	58.640	102.461	98.977	91.025	80.934	77.322	116.407	139.123	101.987	
2	T	5.6659	7.1801	6.2368	1.6636	5.2559	2.9859	6.0630	4.3742	4.5835	7.7232	4.6989	4.1739	7.1641	67.7690	
	S	125.271	88.882	127.688	140.577	100.796	59.827	102.897	101.785	91.931	82.102	78.645	116.797	139.902	104.331	
3	T	5.5214	7.0427	6.2300	1.6685	5.2449	2.9490	6.0753	4.3576	4.6082	7.6387	4.7022	4.1599	7.1463	67.3447	
	S	128.549	90.616	127.827	140.164	101.007	60.575	102.689	102.173	91.438	83.010	78.590	117.190	140.251	104.988	
4	T	5.4798	6.9977	6.1946	1.6620	5.1981	2.9161	6.0277	4.3149	4.5538	7.6056	4.7439	4.1936	7.1726	67.0604	
	S	129.525	91.199	128.558	140.712	101.917	61.259	103.499	103.184	92.530	83.372	77.899	116.249	139.736	105.433	
5	T	5.4275	7.0150	6.2188	1.6770	5.1388	2.9082	6.0373	4.3187	4.5480	7.6113	4.6834	4.1681	7.1475	66.8996	
	S	130.773	90.974	128.057	139.454	103.093	61.425	103.335	103.093	92.648	83.309	78.905	116.960	140.227	105.687	
6	T	5.5017					3.5482	6.7056	5.0454	5.0965	8.2841	4.9405	4.2095	7.9497	316.5264	247.0184
	S	129.010					50.346	93.036	88.244	82.677	76.543	74.799	115.809	126.077	22.337	3.801
7	T	6.0680	7.2141	6.3441	1.8016	5.3887	3.0023	6.0421	4.4768	4.6519	7.6768	4.7534	4.1743	7.1472	68.7413	
	S	116.970	88.463	125.528	129.809	98.312	59.500	103.253	99.452	90.579	82.598	77.743	116.786	140.233	102.855	
8	T	5.4222	7.0592	6.2416	1.6649	5.1298	2.9883	6.0488	4.3628	4.5625	7.6045	4.6870	4.1681	7.1304	67.0701	
	S	130.901	90.404	127.590	140.467	103.274	59.779	103.138	102.051	92.354	83.384	78.845	116.960	140.563	105.418	
9	T	5.3903	6.8829	6.1850	1.6544	5.0316	2.9473	6.0179	4.2127	4.5012	7.5817	4.6607	4.1562	7.1256	66.3475	
	S	131.676	92.720	128.757	141.359	105.289	60.610	103.668	105.687	93.611	83.634	79.290	117.295	140.658	106.566	
10	T	5.3446	6.9247	6.1698	1.6496	5.0713	2.9226	6.0112	4.2224	4.4865	7.5750	4.7008	4.1580	7.1207	66.3572	
	S	132.802	92.160	129.074	141.770	104.465	61.122	103.784	105.444	93.918	83.708	78.613	117.244	140.755	106.551	
11	T	5.3298	6.8927	6.1805	1.6510	5.1024	2.9613	5.9983	4.2670	4.5578	7.5483	4.7042	4.1659	7.1294	66.4886	
	S	133.171	92.588	128.851	141.650	103.828	60.324	104.007	104.342	92.449	84.004	78.556	117.022	140.583	106.340	
12	T	5.3354	6.8661	6.1557	1.6450	4.9922	2.9426	6.0158	4.3287	4.5401	7.5300	4.7072	4.1716	7.1013	66.3317	
	S	133.031	92.947	129.370	142.166	106.120	60.707	103.704	102.855	92.809	84.209	78.506	116.862	141.139	106.592	
13	T	5.4147	6.9854	6.1793	1.6927	6.3483	3.3846	7.1733	5.0616	5.4247	9.1152	4.7752	4.1733	7.1574	72.8857	
	S	131.083	91.359	128.876	138.160	83.451	52.779	86.970	87.962	77.675	69.564	77.388	116.814	140.033	97.007	
14	T	5.3749	6.9055	6.1984	1.6616	5.1056	3.0032	6.0333	4.2581	4.6179	7.8189	4.7846	4.4115	7.3374	67.5109	
	S	132.053	92.416	128.479	140.746	103.763	59.482	103.403	104.560	91.246	81.097	77.236	110.507	136.598	104.730	
15	T	6.0037														
	S	118.223														

Event: Pro Mazda Grand Prix of Portland

Round 15 / 16

Track: Portland International Raceway

1.964 mile(s)



Report: Section Data Report

Pro Mazda

Session: Qualifications - Race 1

August 31, 2018

Section Data for Car 2 - VeeKay, Rinus (R)

Lap	T/SPO to SF	SF to PI
1	T	75.1008
	S	92.131
2	T	
	S	
3	T	
	S	
4	T	
	S	
5	T	62.5071
	S	100.374
6	T	74.8654
	S	92.420
7	T	
	S	
8	T	
	S	
9	T	
	S	
10	T	
	S	
11	T	
	S	
12	T	
	S	
13	T	
	S	
14	T	64.5508
	S	97.196
15	T	
	S	

Event: Pro Mazda Grand Prix of Portland
Track: Portland International Raceway
Report: Section Data Report
Session: Qualifications - Race 1

Round 15 / 16
1.964 mile(s)
Pro Mazda
August 31, 2018



Section Data for Car 3 - Askew, Oliver (R)

Lap	T/S	I9 to I10	I10 to I11	I11 to SF	SF to I1	I1 to I2A	I2A to I2	I2 to I3	I3 to I4	I4 to I5	I5 to I6	I6 to I7	I7 to I8	I8 to I9	Lap	PI to PO
1	T	6.3371	7.7777	6.3578	1.6676	5.7090	3.2930	7.0545	5.5018	5.0444	7.7665	4.8763	4.2093	7.1681	72.7631	
	S	112.003	82.053	125.258	140.240	92.796	54.247	88.435	80.924	83.531	81.644	75.784	115.815	139.824	97.170	
2	T	5.7443	7.1419	6.2381	1.6649	5.2725	3.0156	6.1142	4.5034	4.7382	7.6166	4.7764	4.1943	7.1228	68.1432	
	S	123.561	89.357	127.661	140.467	100.478	59.237	102.035	98.865	88.929	83.251	77.369	116.229	140.713	103.758	
3	T	5.5577	7.0625	6.2098	1.6586	5.1837	2.9732	6.0577	4.3636	4.6884	7.5097	4.7164	4.1809	7.1115	67.2737	
	S	127.710	90.362	128.243	141.001	102.200	60.082	102.987	102.032	89.874	84.436	78.353	116.602	140.937	105.099	
4	T	5.4802	7.0702	6.2173	1.6622	5.1628	2.9936	6.0548	4.3527	4.6619	7.4675	4.6715	4.1772	7.1166	67.0885	
	S	129.516	90.264	128.088	140.695	102.613	59.673	103.036	102.288	90.385	84.913	79.106	116.705	140.836	105.389	
5	T	5.4570	7.0088	6.2143	1.6637	5.1123	2.9420	6.0729	4.2944	4.7065	7.4500	4.7306	4.1978	7.1137	66.9640	
	S	130.066	91.054	128.150	140.568	103.627	60.719	102.729	103.676	89.528	85.113	78.118	116.132	140.893	105.585	
6	T	5.4495	6.9227	6.1907	1.6564	5.1248	2.9608	6.0951	4.3168	4.6971	7.4533	4.7187	4.2075	7.1307	66.9241	
	S	130.245	92.187	128.639	141.188	103.374	60.334	102.355	103.138	89.707	85.075	78.315	115.865	140.557	105.648	
7	T	5.4417	6.9892	6.2272	1.6644	5.0477	2.9184	6.0244	4.2537	4.6255	7.4726	4.7154	4.1882	7.1431	66.7115	
	S	130.432	91.310	127.885	140.509	104.953	61.210	103.556	104.668	91.096	84.855	78.370	116.398	140.313	105.985	
8	T	5.7105					3.7613	6.4466	5.3197	5.1350	8.3043	5.0997	4.2664	7.2172	218.3156	149.5895
	S	124.293					47.493	96.774	83.694	82.057	76.357	72.464	114.265	138.873	32.386	6.276
9	T	5.9991	7.3421	6.2922	1.6708	5.4816	3.0546	6.0894	4.5317	4.8428	7.6759	4.8021	4.1996	7.1693	69.1512	
	S	118.313	86.921	126.564	139.971	96.646	58.481	102.451	98.247	87.008	82.608	76.955	116.082	139.801	102.246	
10	T	5.5984	7.0934	6.2343	1.6623	5.2430	2.9483	6.0260	4.3428	4.7079	7.4952	4.7044	4.2051	7.1545	67.4156	
	S	126.781	89.968	127.739	140.687	101.044	60.590	103.529	102.521	89.501	84.600	78.553	115.931	140.090	104.878	
11	T	5.4274	6.9324	6.1806	1.6492	5.0496	2.9352	6.0200	4.2310	4.6235	7.4231	4.6719	4.1969	7.1519	66.4927	
	S	130.776	92.058	128.849	141.804	104.914	60.860	103.632	105.230	91.135	85.421	79.100	116.157	140.141	106.333	
12	T	5.3997	6.9968	6.2080	1.6544	5.1345	2.9291	6.0169	4.2226	4.6573	7.3884	4.7436	4.1898	7.1394	66.6805	
	S	131.447	91.211	128.280	141.359	103.179	60.987	103.685	105.439	90.474	85.822	77.904	116.354	140.386	106.034	
13	T	5.3669	6.9520	6.2076	1.6529	5.0588	2.9110	6.0281	4.2337	4.6082	7.3924	4.7003	4.1876	7.1346	66.4341	
	S	132.250	91.798	128.288	141.487	104.723	61.366	103.493	105.163	91.438	85.776	78.622	116.415	140.481	106.427	
14	T	5.3745	6.9225	6.1962	1.6618	5.0052	2.9090	6.0113	4.2018	4.6743	7.3622	4.7258	4.2149	7.1607	66.4202	
	S	132.063	92.190	128.525	140.729	105.844	61.408	103.782	105.961	90.145	86.128	78.197	115.661	139.969	106.450	
15	T	5.3452	6.8811	6.1915	1.6594	5.1014	2.8883	5.9910	4.2151	4.7006	7.5829	4.7899	4.2224	7.1651	66.7339	
	S	132.787	92.744	128.622	140.933	103.848	61.848	104.133	105.627	89.640	83.621	77.151	115.456	139.883	105.949	
16	T	6.9674														
	S	101.871														

Event: Pro Mazda Grand Prix of Portland

Round 15 / 16

Track: Portland International Raceway

1.964 mile(s)



Report: Section Data Report

Pro Mazda

Session: Qualifications - Race 1

August 31, 2018

Section Data for Car 3 - Askew, Oliver (R)

Lap	T/SPO to SF	SF to PI
1	T	75.4746
	S	91.674
2	T	
	S	
3	T	
	S	
4	T	
	S	
5	T	
	S	
6	T	
	S	
7	T	62.0205
	S	101.162
8	T	74.3924
	S	93.008
9	T	
	S	
10	T	
	S	
11	T	
	S	
12	T	
	S	
13	T	
	S	
14	T	
	S	
15	T	67.5461
	S	92.886
16	T	
	S	

Event: Pro Mazda Grand Prix of Portland
Track: Portland International Raceway
Report: Section Data Report
Session: Qualifications - Race 1

Round 15 / 16
1.964 mile(s)
Pro Mazda
August 31, 2018



Section Data for Car 79 - Malukas, David (R)

Lap	T/S	I9 to I10	I10 to I11	I11 to SF	SF to I1	I1 to I2A	I2A to I2	I2 to I3	I3 to I4	I4 to I5	I5 to I6	I6 to I7	I7 to I8	I8 to I9	Lap	PI to PO
1	T	6.0500	7.4346	6.2070	1.6403	5.4634	3.3955	7.2264	4.9097	5.1879	7.9952	4.8135	4.1524	7.0212	71.4971	
	S	117.318	85.839	128.301	142.574	96.968	52.610	86.331	90.683	81.220	79.309	76.773	117.402	142.749	98.891	
2	T	5.7258	7.1715	6.1296	1.6180	5.3965	3.0970	7.0807	4.7502	4.7574	7.7573	4.8076	4.1796	7.0749	69.5461	
	S	123.960	88.989	129.921	144.539	98.170	57.680	88.108	93.728	88.570	81.741	76.867	116.638	141.666	101.665	
3	T	5.5341	7.1199	6.1685	1.6404	5.2743	3.0277	6.0281	4.4784	4.6532	7.6421	4.7575	4.1499	7.0430	67.5171	
	S	128.254	89.634	129.102	142.565	100.444	59.001	103.493	99.417	90.554	82.973	77.676	117.473	142.308	104.720	
4	T	5.4562	7.0236	6.1606	1.6408	5.1854	2.9622	6.0141	4.4273	4.6848	7.5398	4.6939	4.1374	7.0418	66.9679	
	S	130.086	90.862	129.267	142.530	102.166	60.305	103.733	100.564	89.943	84.099	78.729	117.828	142.332	105.579	
5	T	5.5126	7.0449	6.1641	1.6437	5.1351	2.9390	6.0082	4.3838	4.7355	7.5752	4.7036	4.1819	7.0794	67.1070	
	S	128.755	90.588	129.194	142.279	103.167	60.781	103.835	101.562	88.980	83.706	78.567	116.574	141.576	105.360	
6	T	5.4402	6.9792	6.1444	1.6366	5.1157	2.9777	5.9904	4.3396	4.6674	7.5769	4.7041	4.1566	7.0507	66.7795	
	S	130.468	91.441	129.608	142.896	103.558	59.991	104.144	102.596	90.278	83.687	78.558	117.283	142.152	105.877	
7	T	5.4199					3.6034	8.6874	5.1967	5.3402	10.7299	5.8300	4.9314	7.4470	227.4546	152.3783
	S	130.957					49.574	71.812	85.675	78.904	59.096	63.387	98.856	134.587	31.085	6.161
8	T	5.9632	7.3296	6.2540	1.6533	5.2635	3.1037	6.0507	4.5541	4.7586	7.7615	4.7640	4.1516	7.0676	68.6754	
	S	119.025	87.069	127.337	141.453	100.650	57.556	103.106	97.764	88.548	81.697	77.570	117.425	141.812	102.954	
9	T	5.4986	6.9672	6.1413	1.6376	5.1049	3.0065	6.0710	4.3793	4.6287	7.6340	4.7239	4.1799	7.0824	67.0553	
	S	129.082	91.598	129.673	142.809	103.777	59.417	102.761	101.666	91.033	83.061	78.229	116.630	141.516	105.441	
10	T	5.3837	6.9636	6.1371	1.6305	5.1729	2.9822	5.9816	4.3568	4.6343	7.5336	4.7194	4.1723	7.0501	66.7181	
	S	131.837	91.645	129.762	143.431	102.413	59.901	104.297	102.191	90.923	84.168	78.303	116.842	142.164	105.974	
11	T	5.4331	7.0474	6.1190	1.6161	5.0897	2.9977	6.0149	4.3823	4.6903	7.6273	4.6759	4.1539	7.0067	66.8543	
	S	130.639	90.556	130.146	144.709	104.087	59.591	103.720	101.597	89.837	83.134	79.032	117.360	143.045	105.758	
12	T	5.6790	7.2114	6.0797	1.6164	5.2409	3.1051	6.0447	4.7191	4.8681	8.1999	5.1421	4.1675	8.5664	70.6403	
	S	124.982	88.496	130.987	144.682	101.084	57.530	103.208	94.346	86.556	77.329	71.867	116.977	117.000	100.090	
13	T	7.5454	7.8362	6.4095	1.6933	5.3222	3.0087	5.9986	4.3670	4.6477	7.5020	4.6407	4.1405	7.0442	70.1560	
	S	94.067	81.440	124.247	138.111	99.540	59.373	104.002	101.953	90.661	84.523	79.631	117.739	142.283	100.781	
14	T	5.3764	6.9477	6.1214	1.6280	5.0573	2.9644	6.0012	4.3185	4.6455	7.5423	4.7082	4.1545	7.0707	66.5361	
	S	132.016	91.855	130.095	143.651	104.754	60.261	103.956	103.098	90.704	84.071	78.490	117.343	141.750	106.264	
15	T	5.4057	6.9871	6.1602	1.6431	5.1293	2.9136	5.9569	4.3256	4.9420	9.2684	5.4959	4.8235	8.4467	71.4980	
	S	131.301	91.337	129.276	142.331	103.284	61.311	104.730	102.928	85.262	68.414	67.240	101.068	118.658	98.889	
16	T	7.4413														
	S	95.383														

Event: Pro Mazda Grand Prix of Portland

Round 15 / 16

Track: Portland International Raceway

1.964 mile(s)



Report: Section Data Report

Pro Mazda

Session: Qualifications - Race 1

August 31, 2018

Section Data for Car 79 - Malukas, David (R)

Lap	T/SPO to SF	SF to PI
1	T	77.1409
	S	89.694
2	T	
	S	
3	T	
	S	
4	T	
	S	
5	T	
	S	
6	T	62.2913
	S	100.722
7	T	80.5475
	S	85.901
8	T	
	S	
9	T	
	S	
10	T	
	S	
11	T	
	S	
12	T	
	S	
13	T	
	S	
14	T	
	S	
15	T	71.3707
	S	87.908
16	T	
	S	

Event: Pro Mazda Grand Prix of Portland
Track: Portland International Raceway
Report: Section Data Report
Session: Qualifications - Race 1

Round 15 / 16
1.964 mile(s)
Pro Mazda
August 31, 2018



Section Data for Car 8 - Lastochkin, Nikita

Lap	T/S	I9 to I10	I10 to I11	I11 to SF	SF to I1	I1 to I2A	I2A to I2	I2 to I3	I3 to I4	I4 to I5	I5 to I6	I6 to I7	I7 to I8	I8 to I9	Lap	PI to PO
1	T	6.2973	7.6322	6.3127	1.6618	5.4416	3.1229	6.2442	5.0657	5.0235	8.1267	4.9885	4.8033	8.2162	72.9366	
	S	112.711	83.617	126.153	140.729	97.356	57.202	99.911	87.891	83.878	78.026	74.079	101.493	121.987	96.939	
2	T	6.0276	7.2617	6.2614	1.6594	5.3133	3.1330	6.1973	4.5370	4.8701	7.7219	4.8690	4.2262	7.1240	69.2019	
	S	117.754	87.883	127.186	140.933	99.707	57.018	100.667	98.133	86.521	82.116	75.898	115.352	140.690	102.171	
3	T	5.8545	7.4791	6.2413	1.6543	5.2794	3.0392	6.0842	4.5180	4.7706	7.7303	4.7938	4.1718	7.1029	68.7194	
	S	121.235	85.329	127.596	141.367	100.347	58.777	102.538	98.545	88.325	82.027	77.088	116.856	141.108	102.888	
4	T	5.7391	7.1941	6.2297	1.6561	5.1855	3.0113	6.0829	4.4927	4.7920	7.6558	4.7731	4.2016	7.1520	68.1659	
	S	123.673	88.709	127.833	141.213	102.164	59.322	102.560	99.100	87.931	82.825	77.423	116.027	140.139	103.723	
5	T	5.7728	7.2825	6.2589	1.6568	5.2033	3.0323	6.1059	4.5657	4.7630	7.7545	4.8171	4.2315	7.1518	68.5961	
	S	122.951	87.632	127.237	141.154	101.815	58.911	102.174	97.516	88.466	81.771	76.715	115.207	140.143	103.073	
6	T	5.7475	7.1801	6.2317	1.6560	5.1391	3.0042	6.0896	4.4494	4.7518	7.8236	4.7302	4.1941	7.1330	68.1303	
	S	123.492	88.882	127.792	141.222	103.087	59.462	102.447	100.065	88.675	81.048	78.125	116.235	140.512	103.778	
7	T	5.9656					3.6906	6.6934	5.0149	5.1249	8.2553	4.9679	4.2947	7.3308	211.8124	141.0230
	S	118.978					48.403	93.206	88.781	82.219	76.810	74.387	113.512	136.721	33.380	6.658
8	T	6.2143	7.4877	6.3891	1.6918	5.3652	3.1063	6.2069	4.6860	4.8630	7.8824	4.8391	4.2506	7.2592	70.2416	
	S	114.216	85.231	124.644	138.234	98.742	57.508	100.511	95.012	86.647	80.444	76.367	114.690	138.069	100.658	
9	T	5.8077	7.2437	6.3139	1.6801	5.2210	3.0649	6.1761	4.5260	4.7315	7.7438	4.8157	4.2688	7.2558	68.8490	
	S	122.212	88.102	126.129	139.196	101.470	58.285	101.013	98.371	89.055	81.884	76.738	114.201	138.134	102.694	
10	T	5.6444	7.1587	6.2801	1.6771	6.0457	3.3070	6.2780	4.6265	4.8157	7.8923	4.8182	4.2468	7.2142	70.0047	
	S	125.748	89.148	126.807	139.445	87.628	54.018	99.373	96.234	87.498	80.343	76.698	114.792	138.931	100.999	
11	T	5.7482	7.1190	6.2491	1.6627	5.2396	3.0134	6.1342	4.4014	4.7284	7.6441	4.7861	4.2490	7.2490	68.2242	
	S	123.477	89.645	127.437	140.653	101.109	59.281	101.703	101.156	89.113	82.952	77.212	114.733	138.264	103.635	
12	T	5.7019	7.2598	6.2737	1.6740	5.7311	3.0623	6.1042	4.7802	4.8728	8.1882	5.1048	4.1945	7.1598	70.1073	
	S	124.480	87.906	126.937	139.703	92.438	58.334	102.202	93.140	86.473	77.440	72.392	116.224	139.986	100.851	
13	T	5.8775	7.1611	6.2494	1.6625	5.2254	2.9869	6.1152	4.4319	4.6927	7.6347	4.9716	4.2701	7.2629	68.5419	
	S	120.761	89.118	127.430	140.670	101.384	59.807	102.019	100.460	89.791	83.054	74.331	114.166	137.999	103.154	
14	T	5.7351	7.2037	6.3325	1.6842	5.3470	3.0814	8.8183	8.2380	15.5741						
	S	123.759	88.591	125.758	138.857	99.078	57.972	70.746	54.046	27.055						

Event: Pro Mazda Grand Prix of Portland

Round 15 / 16

Track: Portland International Raceway

1.964 mile(s)



Report: Section Data Report

Pro Mazda

Session: Qualifications - Race 1

August 31, 2018

Section Data for Car 8 - Lastochkin, Nikita

Lap	T/SPO to SF	SF to PI
1	T	76.8197
	S	90.069
2	T	
	S	
3	T	
	S	
4	T	
	S	
5	T	
	S	
6	T	64.3772
	S	97.458
7	T	75.4743
	S	91.675
8	T	
	S	
9	T	
	S	
10	T	
	S	
11	T	
	S	
12	T	
	S	
13	T	
	S	
14	T	
	S	

Event: Pro Mazda Grand Prix of Portland
 Track: Portland International Raceway
 Report: Section Data Report
 Session: Qualifications - Race 1

Round 15 / 16
 1.964 mile(s)
 Pro Mazda
 August 31, 2018



Section Data for Car 82 - Robb, Sting Ray

Lap	T/S	I9 to I10	I10 to I11	I11 to SF	SF to I1	I1 to I2A	I2A to I2	I2 to I3	I3 to I4	I4 to I5	I5 to I6	I6 to I7	I7 to I8	I8 to I9	Lap	PI to PO
1	T	6.1244	7.5321	6.3020	1.6656	5.3415	3.1350	6.2062	4.5931	4.7820	7.8243	4.8501	4.1960	7.1279	69.6802	
	S	115.893	84.728	126.367	140.408	99.181	56.981	100.523	96.934	88.115	81.041	76.193	116.182	140.613	101.469	
2	T	5.7149	7.3007	6.2798	1.6603	5.2191	3.0254	6.1669	4.5329	4.6781	7.7812	4.7180	4.1822	7.1301	68.3896	
	S	124.197	87.414	126.814	140.856	101.507	59.046	101.163	98.221	90.072	81.490	78.327	116.565	140.569	103.384	
3	T	5.6688	7.0902	6.2126	1.6521	5.2615	2.9962	6.1328	4.5191	4.6878	7.6176	4.7285	4.1837	7.0964	67.8473	
	S	125.207	90.009	128.185	141.555	100.689	59.621	101.726	98.521	89.885	83.240	78.153	116.524	141.237	104.210	
4	T	5.6172	7.1091	6.2456	1.6595	5.2019	2.9673	6.0659	4.4717	4.6591	7.5642	4.7340	4.1674	7.1305	67.5934	
	S	126.357	89.770	127.508	140.924	101.842	60.202	102.848	99.566	90.439	83.828	78.062	116.979	140.561	104.602	
5	T	5.6057	7.0459	6.2207	1.6529	5.1269	2.9954	6.0929	4.5244	4.7085	7.6453	4.6677	4.1659	7.1014	67.5536	
	S	126.616	90.575	128.018	141.487	103.332	59.637	102.392	98.406	89.490	82.939	79.171	117.022	141.137	104.664	
6	T	5.4985	7.0201	6.1888	1.6443	5.1482	2.9370	6.0429	4.4012	4.6601	7.6529	4.7182	4.1756	7.1070	67.1948	
	S	129.085	90.908	128.678	142.227	102.904	60.823	103.239	101.160	90.419	82.856	78.323	116.750	141.026	105.222	
7	T	5.5379	7.1352	6.2358	1.6566	5.2104	2.9470	6.1243	4.4412	4.7304	7.7276	4.6780	4.1742	7.1153	67.7139	
	S	128.166	89.441	127.708	141.171	101.676	60.616	101.867	100.249	89.076	82.055	78.996	116.789	140.862	104.416	
8	T	5.5652					3.5335	6.4283	5.0971	5.1628	8.2677	4.9986	4.2336	7.1617	193.0885	124.6680
	S	127.538					50.555	97.050	87.349	81.615	76.695	73.930	115.150	139.949	36.617	7.531
9	T	5.8448	7.2291	6.2245	1.6513	5.4237	3.0958	6.1630	4.5275	4.7379	7.7125	4.7436	4.1700	7.1136	68.6373	
	S	121.437	88.280	127.940	141.624	97.677	57.703	101.227	98.338	88.935	82.216	77.904	116.906	140.895	103.011	
10	T	5.5517	7.0483	6.1696	1.6397	5.2632	2.9816	6.0575	4.5608	4.7122	7.6918	4.6699	4.1559	7.1243	67.6265	
	S	127.848	90.544	129.079	142.626	100.656	59.913	102.990	97.620	89.420	82.437	79.133	117.303	140.684	104.551	
11	T	5.6230	7.0158	6.1547	1.6356	5.2537	2.9952	6.1026	4.3550	4.6763	7.5593	4.6917	4.1492	7.0860	67.2981	
	S	126.227	90.964	129.391	142.983	100.838	59.641	102.229	102.234	90.106	83.882	78.766	117.493	141.444	105.061	
12	T	5.4767	7.0438	6.1968	1.6408	5.2443	2.9519	6.0440	4.2933	4.7024	7.6081	4.7242	4.1508	7.0931	67.1702	
	S	129.599	90.602	128.512	142.530	101.019	60.516	103.220	103.703	89.606	83.344	78.224	117.447	141.302	105.261	
13	T	5.4861	7.0082	6.1710	1.6387	5.2622	2.9005	6.0128	4.3234	4.7096	7.5052	4.6922	4.1621	7.1105	66.9825	
	S	129.377	91.062	129.049	142.713	100.675	61.588	103.756	102.981	89.469	84.487	78.757	117.128	140.957	105.556	
14	T	5.4542	6.9465	6.1495	1.6404	5.2076	2.8855	5.9956	4.3429	4.7139	7.4549	4.6956	4.1584	7.0898	66.7348	
	S	130.133	91.871	129.501	142.565	101.731	61.908	104.054	102.518	89.387	85.057	78.700	117.233	141.368	105.948	
15	T	5.4382	6.9971	6.1744	1.6427	5.2410	2.9047	6.0225	4.3676	4.7700	7.5469	4.7492	4.1860	7.1229	67.1632	
	S	130.516	91.207	128.978	142.365	101.082	61.499	103.589	101.939	88.336	84.020	77.812	116.460	140.711	105.272	
16	T	5.6575														
	S	125.457														

Event: Pro Mazda Grand Prix of Portland

Round 15 / 16

Track: Portland International Raceway

1.964 mile(s)



Report: Section Data Report

Pro Mazda

Session: Qualifications - Race 1

August 31, 2018

Section Data for Car 82 - Robb, Sting Ray

Lap	T/SPO to SF	SF to PI
1	T	86.3204
	S	80.156
2	T	
	S	
3	T	
	S	
4	T	
	S	
5	T	
	S	
6	T	
	S	
7	T	63.1201
	S	99.399
8	T	73.4038
	S	94.261
9	T	
	S	
10	T	
	S	
11	T	
	S	
12	T	
	S	
13	T	
	S	
14	T	
	S	
15	T	64.7573
	S	96.886
16	T	
	S	

Event: Pro Mazda Grand Prix of Portland

Round 15 / 16

Track: Portland International Raceway

1.964 mile(s)



Report: Section Data Report

Pro Mazda

Session: Qualifications - Race 1

August 31, 2018

Section Data for Car 9 - Megennis, Robert (R)

Lap	T/S	I9 to I10	I10 to I11	I11 to SF	SF to I1	I1 to I2A	I2A to I2	I2 to I3	I3 to I4	I4 to I5	I5 to I6	I6 to I7	I7 to I8	I8 to I9	Lap	PI to PO
1	T	5.9364	7.4967	6.2541	1.6596	5.3658	3.1431	6.1374	4.4538	4.6596	7.8794	4.8800	4.2188	7.1504	69.2351	
	S	119.563	85.128	127.335	140.916	98.731	56.834	101.649	99.966	90.429	80.475	75.727	115.554	140.170	102.122	
2	T	5.5435	7.1643	6.1985	1.6497	5.2006	3.0876	6.1076	4.3811	4.6962	7.6599	4.7412	4.1714	7.1032	67.7048	
	S	128.037	89.078	128.477	141.761	101.868	57.856	102.145	101.625	89.724	82.781	77.943	116.867	141.102	104.430	
3	T	5.4742	7.1433	6.1815	1.6399	5.2288	2.9662	6.0279	4.3921	4.5991	7.6819	4.7565	4.1668	7.0862	67.3444	
	S	129.658	89.340	128.830	142.608	101.318	60.224	103.496	101.370	91.619	82.543	77.693	116.996	141.440	104.989	
4	T	5.3785	6.9792	6.1466	1.6394	5.2615	2.9345	5.9914	4.2762	4.6134	7.5946	4.7863	4.1589	7.0823	66.8428	
	S	131.965	91.441	129.562	142.652	100.689	60.875	104.127	104.118	91.335	83.492	77.209	117.218	141.518	105.777	
5	T	5.4260	6.9935	6.1532	1.6390	5.1708	2.9600	6.0011	4.3103	4.6075	7.7104	4.8097	4.1995	7.0967	67.0777	
	S	130.810	91.254	129.423	142.687	102.455	60.350	103.958	103.294	91.452	82.238	76.833	116.085	141.231	105.406	
6	T	5.4038					3.6208	6.5560	5.0225	5.0558	8.2221	4.9376	4.2163	7.1823	232.4582	164.6000
	S	131.347					49.336	95.159	88.647	83.343	77.120	74.843	115.623	139.548	30.416	5.704
7	T	5.8704	7.4142	6.2827	1.6666	5.4987	3.0521	6.0749	4.4274	4.7868	7.8229	4.7875	4.1959	7.1709	69.0510	
	S	120.907	86.076	126.755	140.324	96.345	58.529	102.695	100.562	88.026	81.056	77.190	116.185	139.769	102.394	
8	T	5.4065	7.1179	6.2236	1.6544	5.1192	2.9686	6.0264	4.2933	4.6335	7.6352	4.7690	4.1778	7.1296	67.1550	
	S	131.281	89.659	127.959	141.359	103.487	60.175	103.522	103.703	90.939	83.048	77.489	116.688	140.579	105.285	
9	T	5.4079	7.0135	6.1837	1.6427	5.0494	3.0405	6.0602	4.3732	4.6741	7.6042	4.8166	4.1941	7.1171	67.1772	
	S	131.247	90.993	128.784	142.365	104.918	58.752	102.944	101.808	90.149	83.387	76.723	116.235	140.826	105.250	
10	T	5.5580	7.1231	6.1387	1.6227	5.1198	3.0802	6.0946	4.2838	4.5931	7.7164	4.7633	4.2009	7.1260	67.4206	
	S	127.703	89.593	129.728	144.120	103.475	57.995	102.363	103.933	91.738	82.174	77.582	116.047	140.650	104.870	
11	T	5.3556	7.0055	6.1609	1.6410	5.0733	2.9882	6.0524	4.2989	4.5991	7.6867	4.7882	4.1977	7.1269	66.9744	
	S	132.529	91.097	129.261	142.513	104.424	59.781	103.077	103.568	91.619	82.492	77.178	116.135	140.632	105.569	
12	T	5.4046	7.0754	6.7754	2.0488	7.1541	3.0898	6.3903	4.9974	4.9882	8.0642	5.1692	4.2504	7.1770	72.5848	
	S	131.328	90.197	117.538	114.147	74.052	57.815	97.627	89.092	84.472	78.630	71.490	114.695	139.651	97.409	
13	T	5.4735	6.9824	6.1849	1.6534	5.0338	2.9826	6.0589	4.2485	4.5771	7.6188	4.7429	4.1876	7.1280	66.8724	
	S	129.674	91.399	128.759	141.444	105.243	59.893	102.966	104.796	92.059	83.227	77.916	116.415	140.611	105.730	
14	T	5.4007	6.9907	6.1917	1.6562	5.1117	3.0256	6.0783	4.2684	4.6031	7.6324	4.8100	4.1924	7.1384	67.0996	
	S	131.422	91.290	128.618	141.205	103.639	59.042	102.638	104.308	91.539	83.079	76.829	116.282	140.406	105.372	
15	T	5.4032	6.9917	6.1781	1.6542	5.1187	2.8883	6.0033	4.2461	4.6178	7.5880	4.7977	4.2033	7.1540	66.8444	
	S	131.362	91.277	128.901	141.376	103.498	61.848	103.920	104.856	91.248	83.565	77.026	115.980	140.100	105.774	
16	T	5.9658														
	S	118.974														

Event: Pro Mazda Grand Prix of Portland

Round 15 / 16

Track: Portland International Raceway

1.964 mile(s)



Report: Section Data Report

Pro Mazda

Session: Qualifications - Race 1

August 31, 2018

Section Data for Car 9 - Megennis, Robert (R)

Lap	T/SPO to SF	SF to PI
1	T	74.0438
	S	93.446
2	T	
	S	
3	T	
	S	
4	T	
	S	
5	T	62.4837
	S	100.412
6	T	73.4468
	S	94.205
7	T	
	S	
8	T	
	S	
9	T	
	S	
10	T	
	S	
11	T	
	S	
12	T	
	S	
13	T	
	S	
14	T	
	S	
15	T	64.2044
	S	97.721
16	T	
	S	

Event: Pro Mazda Grand Prix of Portland
Track: Portland International Raceway
Report: Section Data Report
Session: Qualifications - Race 1

Round 15 / 16
1.964 mile(s)
Pro Mazda
August 31, 2018



Section Data for Car 90 - Thompson, Parker (R)

Lap	T/S	I9 to I10	I10 to I11	I11 to SF	SF to I1	I1 to I2A	I2A to I2	I2 to I3	I3 to I4	I4 to I5	I5 to I6	I6 to I7	I7 to I8	I8 to I9	Lap	PI to PO
1	T	6.1385	7.5275	6.3028	1.6658	5.4523	3.1585	6.1641	4.6546	4.9010	7.7945	4.8389	4.1980	7.1260	69.9225	
	S	115.626	84.780	126.351	140.391	97.165	56.557	101.209	95.653	85.975	81.351	76.370	116.127	140.650	101.118	
2	T	5.7404	7.1223	6.2045	1.6517	5.2624	2.9865	6.0580	4.4522	4.8100	7.5418	4.7437	4.1622	7.0812	67.8169	
	S	123.645	89.603	128.353	141.590	100.671	59.815	102.982	100.002	87.602	84.077	77.902	117.126	141.540	104.257	
3	T	5.6563	7.0614	6.1866	1.6501	5.1791	2.9781	6.0228	4.4050	4.7699	7.4483	4.7267	4.1642	7.0657	67.3142	
	S	125.484	90.376	128.724	141.727	102.290	59.983	103.584	101.073	88.338	85.132	78.183	117.069	141.850	105.036	
4	T	5.5800	6.9841	6.1568	1.6527	5.1484	2.9640	6.0035	4.3567	4.7749	7.3853	4.7523	4.1745	7.0772	67.0104	
	S	127.199	91.376	129.347	141.504	102.900	60.269	103.917	102.194	88.246	85.859	77.761	116.780	141.620	105.512	
5	T	5.5749	6.9978	6.1597	1.6491	5.1846	2.9436	6.0180	4.3317	4.7656	7.3817	4.7044	4.1722	7.0771	66.9419	
	S	127.316	91.197	129.286	141.813	102.182	60.686	103.986	102.783	88.418	85.900	78.553	116.845	141.622	105.620	
6	T	5.5436	6.9389	6.1471	1.6454	5.0599	2.9436	6.0180	4.3144	4.7447	7.4056	4.7109	4.1816	7.1126	66.7663	
	S	128.035	91.972	129.551	142.132	104.700	60.686	103.666	103.196	88.807	85.623	78.445	116.582	140.915	105.898	
7	T	5.5217					3.7149	8.8614	6.2077	6.2223	8.9100	6.8741	5.7104	7.6870	273.3893	195.0641
	S	128.542					48.086	70.402	71.722	67.718	71.166	53.759	85.371	130.385	25.862	4.813
8	T	6.1804	7.4391	6.2571	1.6616	5.2601	3.0803	6.0926	4.6407	4.8918	7.6304	4.8218	4.1822	7.1136	69.2517	
	S	114.843	85.788	127.274	140.746	100.715	57.993	102.397	95.940	86.137	83.101	76.641	116.565	140.895	102.097	
9	T	5.7080	7.0154	6.1688	1.6472	5.1525	2.9530	6.0290	4.3459	4.6903	7.4087	4.7556	4.1849	7.1113	67.1706	
	S	124.347	90.969	129.095	141.976	102.819	60.493	103.477	102.448	89.837	85.587	77.707	116.490	140.941	105.260	
10	T	5.6029	6.8847	6.1281	1.6363	5.1220	2.9429	6.0123	4.2680	4.6839	7.4046	4.7373	4.1471	7.0924	66.6625	
	S	126.680	92.696	129.953	142.922	103.431	60.701	103.765	104.318	89.960	85.635	78.008	117.552	141.316	106.063	
11	T	5.4915	6.8669	6.1238	1.6423	5.0832	2.8996	5.9928	4.2663	4.6488	7.4068	4.7379	4.1685	7.0926	66.4210	
	S	129.249	92.936	130.044	142.400	104.220	61.607	104.102	104.359	90.639	85.609	77.998	116.949	141.312	106.448	
12	T	5.5303	6.9236	6.1324	1.6359	5.0983	2.9266	5.9969	4.2888	4.6827	7.3415	4.7073	4.1607	7.0886	66.5136	
	S	128.343	92.175	129.862	142.957	103.912	61.039	104.031	103.812	89.983	86.371	78.505	117.168	141.392	106.300	
13	T	5.4696	6.8977	6.1270	1.6411	5.1260	2.9243	5.9992	4.2844	4.7027	7.3451	4.6893	4.1613	7.0865	66.4542	
	S	129.767	92.521	129.976	142.504	103.350	61.087	103.991	103.918	89.600	86.328	78.806	117.151	141.434	106.395	
14	T	5.4767	6.8448	6.1205	1.6399	5.0385	2.8845	5.9817	4.2322	4.7191	7.5052	4.7409	4.1776	7.0866	66.4482	
	S	129.599	93.236	130.114	142.608	105.145	61.930	104.295	105.200	89.289	84.487	77.948	116.694	141.432	106.405	
15	T	6.0345														
	S	117.619														

Event: Pro Mazda Grand Prix of Portland

Round 15 / 16

Track: Portland International Raceway

1.964 mile(s)



Report: Section Data Report

Pro Mazda

Session: Qualifications - Race 1

August 31, 2018

Section Data for Car 90 - Thompson, Parker (R)

Lap	T/SPO to SF	SF to PI
1	T	76.1689
	S	90.839
2	T	
	S	
3	T	
	S	
4	T	
	S	
5	T	
	S	
6	T	62.3700
	S	100.595
7	T	83.9685
	S	82.401
8	T	
	S	
9	T	
	S	
10	T	
	S	
11	T	
	S	
12	T	
	S	
13	T	
	S	
14	T	66.6279
	S	94.166
15	T	
	S	

Event: Pro Mazda Grand Prix of Portland

Round 15 / 16

Track: Portland International Raceway

1.964 mile(s)



Report: Section Data Report

Pro Mazda






Session: Qualifications - Race 1

August 31, 2018

Section Data for Car

Report Support Information

Section Legend	
Name	Length
I9 to I10	0.197159 miles
I10 to I11	0.177273 miles
I11 to SF	0.221212 miles
SF to I1	0.064962 miles
I1 to I2A	0.147159 miles
I2A to I2	0.049621 miles
I2 to I3	0.173295 miles
I3 to I4	0.123674 miles
I4 to I5	0.117045 miles
I5 to I6	0.176136 miles
I6 to I7	0.102652 miles
I7 to I8	0.135417 miles
I8 to I9	0.278409 miles
I1 to I2	0.196780 miles
Lap	1.964000 miles
PI to PO	0.260795 miles
PO to SF	1.921970 miles
SF to PI	1.742803 miles
PO to I2A	0.170076 miles
I10 to PI	0.177273 miles
PO to PI	1.681818 miles

Color Legend	
	Fastest Lap
	Section Under Caution
	Section Under Green
	Section Time Data
	Section Speed Data

