

Event: Pro Mazda Royal Purple GP of Indy

Round 5 / 6

Track: Indianapolis Motor Speedway RC

2.439 mile(s)



Report: Section Data Report

Pro Mazda

Session: Qualifications - Race 2

May 11, 2018

Section Data for Car 1 - Cunha, Carlos

Lap	T/S	I6 to I7	I7 to I8	I8 to I9	I9 to SF	SF to I1	I1 to I2	I2 to I3A	I3A to I3	I3 to I4	I4 to I5A	I5A to I5	I5 to I6	Lap	PI to PO	PO to SF
1	T	5.4304	7.2054	8.4222	4.4098	6.1780	9.5813	3.8589	8.3672	9.0866	6.2812	5.0660	7.4667	81.3537		83.2441
	S	129.448	76.174	101.679	134.205	148.106	95.000	101.242	99.903	135.214	94.980	91.788	98.894	107.929		96.833
2	T	5.4137	7.1769	8.4453	4.3934	6.1699	9.4799	3.8277	8.2615	9.0281	6.2795	5.0880	7.4675	81.0314		
	S	129.847	76.476	101.401	134.706	148.301	96.017	102.067	101.181	136.090	95.006	91.392	98.883	108.358		
3	T	5.4120	7.1758	8.4673	4.3882	6.1529	9.4545	3.8142	8.2858	9.0164	6.2832	5.0240	7.4897	80.9640		
	S	129.888	76.488	101.138	134.866	148.710	96.275	102.428	100.885	136.267	94.950	92.556	98.590	108.448		
4	T	5.4182	7.1952	8.4667	4.4058	6.1882	9.5096	3.8058	8.2598	9.0023	6.2209	5.0250	7.4441	80.9416		
	S	129.739	76.282	101.145	134.327	147.862	95.717	102.654	101.202	136.480	95.901	92.537	99.194	108.478		
5	T	5.5301						4.2814	9.3036	9.3890	6.8151	5.2889	7.5324	315.5957	229.8068	84.7709
	S	127.114						91.251	89.848	130.859	87.540	87.920	98.031	27.822	6.182	95.089
6	T	5.5017	7.1872	8.4381	4.3910	6.1709	9.7640	3.7776	8.0703	10.3714	6.5653	5.1702	7.4338	82.8415		
	S	127.770	76.367	101.488	134.780	148.277	93.223	103.421	103.578	118.464	90.870	89.938	99.331	105.990		
7	T	5.3989	7.0987	8.4015	4.3815	6.1426	9.5180	3.7778	8.1114	8.9842	6.1999	4.9454	7.4231	80.3830		
	S	130.203	77.319	101.930	135.072	148.960	95.632	103.415	103.054	136.755	96.226	94.027	99.474	109.232		
8	T	5.4222	7.1171	8.4642	4.3800	6.1665	9.3768	4.1550	8.4309	9.0209	6.2941	5.0240	7.4895	81.3412		
	S	129.644	77.119	101.175	135.118	148.382	97.072	94.027	99.148	136.199	94.786	92.556	98.593	107.945		
9	T	5.4313	7.1538	8.4513	4.3866	6.1289	9.4617	3.8178	8.1683	8.9970	6.2991	4.9349	7.4281	80.6588		
	S	129.427	76.723	101.329	134.915	149.293	96.201	102.332	102.336	136.561	94.710	94.227	99.408	108.859		
10	T	5.4189	7.1762	8.4593	4.3833	6.1053	9.4523	3.8071	8.2099	8.9793	6.2676	4.9832	7.4423	80.6847		
	S	129.723	76.484	101.233	135.017	149.870	96.297	102.619	101.817	136.830	95.187	93.314	99.218	108.824		
11	T	5.4166	7.2293	8.4418	4.3861	6.1198	9.4593	3.8254	8.1972	9.0110	6.2456	5.0115	7.4464	80.7900		
	S	129.778	75.922	101.443	134.930	149.515	96.226	102.128	101.975	136.349	95.522	92.787	99.163	108.682		
12	T	5.4236	7.2406	8.4830	4.3924	6.1449	9.5168	3.8451	8.2334	9.0462	6.3287	5.0195	7.4859	81.1601		
	S	129.610	75.804	100.951	134.737	148.904	95.644	101.605	101.527	135.818	94.268	92.639	98.640	108.186		
13	T	6.7125														
	S	104.723														

Event: Pro Mazda Royal Purple GP of Indy

Round 5 / 6

Track: Indianapolis Motor Speedway RC

2.439 mile(s)



Report: Section Data Report

Pro Mazda

Session: Qualifications - Race 2

May 11, 2018

Section Data for Car 1 - Cunha, Carlos

Lap	T/SF to PI
1	T
	S
2	T
	S
3	T
	S
4	T 81.9917
	S 97.610
5	T
	S
6	T
	S
7	T
	S
8	T
	S
9	T
	S
10	T
	S
11	T
	S
12	T 84.2277
	S 95.018
13	T
	S

Event: Pro Mazda Royal Purple GP of Indy
Track: Indianapolis Motor Speedway RC
Report: Section Data Report
Session: Qualifications - Race 2

Round 5 / 6
2.439 mile(s)
Pro Mazda
May 11, 2018



Section Data for Car 10 - Scott, Harrison (R)

Lap	T/S	I6 to I7	I7 to I8	I8 to I9	I9 to SF	SF to I1	I1 to I2	I2 to I3A	I3A to I3	I3 to I4	I4 to I5A	I5A to I5	I5 to I6	Lap	PI to PO	PO to SF
1	T	5.4147	7.4290	10.1667	4.5782	6.2221	10.6357	3.8323	8.4647	9.0876	6.2977	5.0505	7.6509	84.8301		91.4383
	S	129.823	73.881	84.232	129.269	147.056	85.582	101.944	98.752	135.199	94.732	92.070	96.513	103.506		88.156
2	T	5.4316	7.2996	8.3245	4.3836	6.1619	9.4917	3.7728	8.2543	9.0201	6.1784	4.9868	7.5342	80.8395		
	S	129.419	75.191	102.873	135.007	148.493	95.897	103.552	101.270	136.211	96.561	93.246	98.008	108.615		
3	T	5.4001	7.1868	8.3010	4.3762	6.1154	9.4069	3.8657	8.2226	8.9936	6.2343	4.9938	7.5271	80.6235		
	S	130.174	76.371	103.164	135.236	149.622	96.762	101.064	101.660	136.612	95.695	93.115	98.100	108.906		
4	T	5.3387	7.8619	8.3058	4.3599	6.0751	9.7051	3.8327	8.2395	8.9539	6.2688	4.9926	7.5350	81.4690		
	S	131.671	69.813	103.104	135.741	150.615	93.789	101.934	101.451	137.218	95.168	93.138	97.997	107.776		
5	T	5.6745	8.7308	8.3200	4.3797	6.1071	9.4510	3.7720	8.2312	8.9302	6.2481	4.9764	7.6553	82.4763		
	S	123.880	62.865	102.928	135.128	149.826	96.310	103.574	101.554	137.582	95.484	93.441	96.457	106.460		
6	T	5.4583						4.7956	9.8450	11.8475	7.7728	5.6893	8.5616	283.5495	193.4431	96.6034
	S	128.786						81.467	84.907	103.704	76.754	81.732	86.247	30.966	7.344	83.442
7	T	7.2152	9.2356	8.9980	4.5296	6.8525	11.1999	4.3625	11.1623	11.7270	7.6237	5.1063	7.5802	95.5928		
	S	97.427	59.429	95.173	130.656	133.528	81.271	89.555	74.887	104.770	78.255	91.064	97.413	91.852		
8	T	5.4153	7.2611	8.3156	4.3666	6.1323	9.3638	3.7892	8.3257	8.9988	6.2316	4.9640	7.5078	80.6718		
	S	129.809	75.590	102.983	135.533	149.210	97.207	103.104	100.401	136.533	95.736	93.674	98.352	108.841		
9	T	5.3680	7.1328	8.2939	4.3636	6.0666	9.3811	3.7663	8.2552	8.9754	6.3453	4.9447	7.4901	80.3830		
	S	130.953	76.949	103.252	135.626	150.826	97.028	103.731	101.258	136.889	94.021	94.040	98.585	109.232		
10	T	5.3889	7.1756	8.2908	4.3595	6.0411	9.3238	3.7768	8.2211	8.9709	6.2175	4.9373	7.4903	80.1936		
	S	130.445	76.490	103.291	135.754	151.462	97.624	103.443	101.678	136.958	95.954	94.181	98.582	109.490		
11	T	5.3859	7.2063	8.3448	4.3763	6.0648	9.3783	3.7893	8.2027	8.9494	6.2230	4.9750	9.2944	82.1902		
	S	130.518	76.164	102.622	135.233	150.871	97.057	103.101	101.907	137.287	95.869	93.467	79.447	106.830		
12	T	7.4039	9.3902	8.4622	4.4063	6.1356	10.3126	4.7606	11.2273	10.8591	7.5359	5.6451	8.2141	94.3529		
	S	94.944	58.451	101.199	134.312	149.130	88.264	82.066	74.453	113.143	79.167	82.372	89.895	93.059		
13	T	6.6135														
	S	106.291														

Event: Pro Mazda Royal Purple GP of Indy

Round 5 / 6

Track: Indianapolis Motor Speedway RC

2.439 mile(s)



Report: Section Data Report

Pro Mazda

Session: Qualifications - Race 2

May 11, 2018

Section Data for Car 10 - Scott, Harrison (R)

Lap	T/SF to PI	
1	T	
	S	
2	T	
	S	
3	T	
	S	
4	T	
	S	
5	T	78.8527
	S	101.495
6	T	
	S	
7	T	
	S	
8	T	
	S	
9	T	
	S	
10	T	
	S	
11	T	
	S	
12	T	91.0102
	S	87.937
13	T	
	S	

Event: Pro Mazda Royal Purple GP of Indy

Round 5 / 6

Track: Indianapolis Motor Speedway RC

2.439 mile(s)



Report: Section Data Report

Pro Mazda

Session: Qualifications - Race 2

May 11, 2018

Section Data for Car 2 - VeeKay, Rinus (R)

Lap	T/S	I6 to I7	I7 to I8	I8 to I9	I9 to SF	SF to I1	I1 to I2	I2 to I3A	I3A to I3	I3 to I4	I4 to I5A	I5A to I5	I5 to I6	Lap	PI to PO	PO to SF
1	T	5.4305	7.1835	8.4205	4.4279	6.1970	9.5853	3.8183	8.3471	9.0956	6.2980	4.9539	7.5410	81.2986		82.2376
	S	129.446	76.406	101.700	133.657	147.652	94.961	102.318	100.144	135.080	94.727	93.865	97.919	108.002		98.018
2	T	5.4328	7.1439	8.4734	4.4265	6.2092	9.4828	3.7888	8.3413	9.1067	6.2738	4.9511	7.5680	81.1983		
	S	129.391	76.830	101.065	133.699	147.362	95.987	103.115	100.213	134.916	95.092	93.919	97.570	108.135		
3	T	5.4410	7.2170	8.4850	4.4158	6.1908	9.5446	3.7748	8.3569	9.0708	6.2698	4.9415	7.5165	81.2245		
	S	129.196	76.051	100.927	134.023	147.800	95.366	103.497	100.026	135.450	95.153	94.101	98.238	108.100		
4	T	5.4279						4.0428	8.7937	10.7308	6.8741	5.3542	7.7078	477.1471	395.6160	87.0309
	S	129.508						96.636	95.058	114.496	86.788	86.848	95.800	18.402	3.591	92.620
5	T	5.8308	8.6912	8.5197	4.6824	6.5227	10.2925	4.2714	9.0841	15.1749	7.4146	5.1014	7.5234	93.1091		
	S	120.559	63.152	100.516	126.392	140.279	88.436	91.465	92.019	80.965	80.462	91.151	98.148	94.302		
6	T	5.3821	7.1368	8.3293	4.3818	6.1414	9.4447	3.7798	8.1774	8.9795	6.2672	4.9011	7.4246	80.3457		
	S	130.610	76.906	102.813	135.063	148.989	96.374	103.360	102.222	136.827	95.193	94.877	99.454	109.283		
7	T	5.3562	7.3022	8.3481	4.3772	6.0836	9.4878	3.7758	8.2184	8.9869	6.1771	4.8798	7.4838	80.4769		
	S	131.241	75.164	102.582	135.205	150.404	95.937	103.470	101.712	136.714	96.581	95.291	98.668	109.105		
8	T	5.3755	7.3466	8.3637	4.3772	6.0691	9.4596	3.8071	8.2838	9.1115	8.1189	5.5418	7.5102	83.3650		
	S	130.770	74.710	102.391	135.205	150.764	96.223	102.619	100.909	134.845	73.482	83.908	98.321	105.325		
9	T	5.3855	7.1775	8.4294	4.3966	6.1139	9.4117	3.7745	8.2443	8.9907	6.3351	4.9189	7.5055	80.6836		
	S	130.527	76.470	101.592	134.608	149.659	96.712	103.506	101.392	136.656	94.172	94.533	98.382	108.825		
10	T	5.4574													39.4788	
	S	128.808													35.983	

Event: Pro Mazda Royal Purple GP of Indy

Round 5 / 6

Track: Indianapolis Motor Speedway RC

2.439 mile(s)



Report: Section Data Report

Pro Mazda

Session: Qualifications - Race 2

May 11, 2018

Section Data for Car 2 - VeeKay, Rinus (R)

Lap	T/SF to PI	
1	T	
	S	
2	T	
	S	
3	T	77.8900
	S	102.750
4	T	
	S	
5	T	
	S	
6	T	
	S	
7	T	
	S	
8	T	
	S	
9	T	79.5382
	S	100.621
10	T	
	S	

Event: Pro Mazda Royal Purple GP of Indy

Track: Indianapolis Motor Speedway RC

Report: Section Data Report

Session: Qualifications - Race 2

Round 5 / 6

2.439 mile(s)



Pro Mazda

May 11, 2018

Section Data for Car 27 - Laurini, Lodovico (R)

Lap	T/S	I6 to I7	I7 to I8	I8 to I9	I9 to SF	SF to I1	I1 to I2	I2 to I3A	I3A to I3	I3 to I4	I4 to I5A	I5A to I5	I5 to I6	Lap	PI to PO	PO to SF
1	T	5.4690	7.5125	10.0275	4.6104	6.2530	10.5371	3.8562	8.3392	9.0295	6.4983	5.1509	7.5972	84.8808		91.4078
	S	128.534	73.060	85.402	128.366	146.330	86.383	101.313	100.239	136.069	91.807	90.275	97.195	103.444		88.185
2	T	5.4868	7.4975	8.2820	4.3873	6.1479	9.6807	3.8559	8.3754	9.0641	6.3916	5.0767	7.5908	81.8367		
	S	128.117	73.206	103.401	134.893	148.831	94.025	101.321	99.805	135.550	93.340	91.595	97.277	107.292		
3	T	5.4851	7.4386	8.3091	4.4051	6.1827	9.4730	3.8205	8.2854	9.0820	6.2769	5.1023	7.5657	81.4264		
	S	128.157	73.786	103.063	134.348	147.994	96.086	102.259	100.889	135.283	95.045	91.135	97.600	107.832		
4	T	5.4656	7.3878	8.3658	4.3991	6.1581	9.5864	3.8070	8.2768	9.0217	6.2721	5.0207	7.5977	81.3588		
	S	128.614	74.293	102.365	134.532	148.585	94.950	102.622	100.994	136.187	95.118	92.617	97.189	107.922		
5	T	5.4749						4.7904	10.0054	11.9285	7.5710	5.7470	8.5603	364.0357	269.2693	96.8000
	S	128.396						81.555	83.546	103.000	78.799	80.912	86.260	24.120	5.276	83.273
6	T	7.3216	9.0441	9.3108	4.5950	6.6714	10.9720	4.5288	11.0113	12.0509	7.4762	5.1309	7.5216	95.6346		
	S	96.011	60.687	91.975	128.796	137.153	82.959	86.266	75.914	101.954	79.799	90.627	98.172	91.812		
7	T	5.4639	7.4241	8.3157	4.3621	6.1212	9.4918	3.8160	8.3202	8.9928	6.3455	5.0437	7.5065	81.2035		
	S	128.654	73.930	102.982	135.673	149.480	95.896	102.380	100.467	136.624	94.018	92.194	98.369	108.128		
8	T	5.4639	7.3946	8.2868	4.3903	6.1115	9.5141	3.7447	8.3307	9.0098	6.2188	5.0759	7.4333	80.9744		
	S	128.654	74.225	103.341	134.801	149.718	95.671	104.329	100.341	136.367	95.933	91.609	99.338	108.434		
9	T	5.4648	7.3434	8.3039	4.3703	6.0905	9.4524	3.7526	8.2551	9.0294	6.3139	5.0186	7.4198	80.8147		
	S	128.633	74.742	103.128	135.418	150.234	96.296	104.110	101.260	136.071	94.488	92.655	99.519	108.649		
10	T	5.4500	7.3575	8.2726	4.3963	6.1299	9.5435	3.7705	9.1187	12.3506	7.3793	5.1354	7.5739	86.4782		
	S	128.982	74.599	103.518	134.617	149.268	95.377	103.615	91.670	99.480	80.847	90.548	97.494	101.533		
11	T	5.7843													39.6095	
	S	121.528													35.864	

Event: Pro Mazda Royal Purple GP of Indy

Round 5 / 6

Track: Indianapolis Motor Speedway RC

2.439 mile(s)



Report: Section Data Report

Pro Mazda

Session: Qualifications - Race 2

May 11, 2018

Section Data for Car 27 - Laurini, Lodovico (R)

Lap	T/SF to PI
1	T
	S
2	T
	S
3	T
	S
4	T 83.9784
	S 95.300
5	T
	S
6	T
	S
7	T
	S
8	T
	S
9	T
	S
10	T 88.9429
	S 89.981
11	T
	S

Event: Pro Mazda Royal Purple GP of Indy
Track: Indianapolis Motor Speedway RC
Report: Section Data Report
Session: Qualifications - Race 2

Round 5 / 6
2.439 mile(s)
Pro Mazda
May 11, 2018



Section Data for Car 3 - Askew, Oliver (R)

Lap	T/S	I6 to I7	I7 to I8	I8 to I9	I9 to SF	SF to I1	I1 to I2	I2 to I3A	I3A to I3	I3 to I4	I4 to I5A	I5A to I5	I5 to I6	Lap	PI to PO	PO to SF
1	T	5.4963	7.2146	8.3020	4.4265	6.2117	9.5248	3.7447	8.2962	9.0847	6.2887	5.0249	7.5795	81.1946		82.5438
	S	127.896	76.077	103.151	133.699	147.303	95.564	104.329	100.758	135.242	94.867	92.539	97.422	108.140		97.655
2	T	5.4442	7.0967	8.2712	4.4154	6.2006	9.4698	3.7631	8.2681	9.0581	6.2044	5.0007	7.5094	80.7017		
	S	129.120	77.341	103.536	134.035	147.566	96.119	103.819	101.101	135.640	96.156	92.987	98.331	108.801		
3	T	5.4252	7.1085	8.3593	4.4096	6.1867	9.5755	3.7325	8.3081	9.0581	6.1945	4.9742	7.4644	80.7966		
	S	129.572	77.212	102.444	134.211	147.898	95.058	104.670	100.614	135.640	96.310	93.482	98.924	108.673		
4	T	5.4339	7.1089	8.2960	4.4083	6.1779	9.4561	3.7592	8.2505	9.0236	6.2015	4.9672	7.5033	80.5864		
	S	129.365	77.208	103.226	134.251	148.109	96.258	103.927	101.316	136.158	96.201	93.614	98.411	108.956		
5	T	5.4396	7.1773	8.3221	4.4000	6.1688	10.2884	3.8087	8.3808	9.0469	6.3146	5.0123	7.6253	81.9848		
	S	129.229	76.472	102.902	134.504	148.327	88.471	102.576	99.741	135.807	94.478	92.772	96.837	107.098		
6	T	5.5187						4.0282	8.9542	9.1318	6.8593	5.6484	7.8452	219.8399	134.8900	88.7805
	S	127.377						96.987	93.354	134.545	86.975	82.324	94.122	39.940	10.531	90.795
7	T	5.7068	8.1599	8.5340	4.3920	6.1440	10.2731	3.8443	8.3751	9.2243	7.1077	5.2257	7.6062	84.5931		
	S	123.178	67.264	100.347	134.749	148.926	88.603	101.626	99.809	133.196	83.936	88.983	97.080	103.796		
8	T	5.4381	7.1172	8.2942	4.3816	6.1594	9.4277	3.7839	8.1261	8.9865	6.2126	4.9317	7.4786	80.3376		
	S	129.265	77.118	103.248	135.069	148.553	96.548	103.248	102.867	136.720	96.029	94.288	98.736	109.294		
9	T	5.4262	7.0590	8.2677	4.3965	6.1513	9.4261	3.7728	8.4222	9.0217	6.3443	4.9782	7.4931	80.7591		
	S	129.548	77.754	103.579	134.611	148.749	96.565	103.552	99.251	136.187	94.036	93.407	98.545	108.723		
10	T	5.4005	7.1256	8.3415	4.3952	6.0882	9.3247	3.7398	8.1602	8.9872	6.2463	4.9749	7.5039	80.2880		
	S	130.165	77.027	102.663	134.651	150.291	97.615	104.466	102.437	136.710	95.511	93.469	98.403	109.361		
11	T	5.4020	7.0880	8.3289	4.3875	6.0902	9.4261	3.7327	8.1798	8.9875	6.1800	4.9351	7.4305	80.1683		
	S	130.129	77.436	102.818	134.887	150.241	96.565	104.665	102.192	136.705	96.536	94.223	99.375	109.525		
12	T	5.3945	7.1036	8.3414	4.3929	6.1158	9.4377	3.7460	8.1436	9.0055	6.2048	4.9375	7.4253	80.2486		
	S	130.309	77.266	102.664	134.722	149.612	96.446	104.293	102.646	136.432	96.150	94.177	99.445	109.415		
13	T	6.4403													42.0653	
	S	109.149													33.771	

Event: Pro Mazda Royal Purple GP of Indy

Round 5 / 6

Track: Indianapolis Motor Speedway RC

2.439 mile(s)



Report: Section Data Report

Pro Mazda

Session: Qualifications - Race 2

May 11, 2018

Section Data for Car 3 - Askew, Oliver (R)

Lap	T/SF to PI	
1	T	
	S	
2	T	
	S	
3	T	
	S	
4	T	
	S	
5	T	79.6079
	S	100.533
6	T	
	S	
7	T	
	S	
8	T	
	S	
9	T	
	S	
10	T	
	S	
11	T	
	S	
12	T	85.1383
	S	94.002
13	T	
	S	

Event: Pro Mazda Royal Purple GP of Indy

Round 5 / 6

Track: Indianapolis Motor Speedway RC

2.439 mile(s)



Report: Section Data Report

Pro Mazda

Session: Qualifications - Race 2

May 11, 2018

Section Data for Car 78 - Wright, Kris (R)

Lap	T/S	I6 to I7	I7 to I8	I8 to I9	I9 to SF	SF to I1	I1 to I2	I2 to I3A	I3A to I3	I3 to I4	I4 to I5A	I5A to I5	I5 to I6	Lap	PI to PO	PO to SF
1	T	5.6612	7.5591	8.3725	4.4089	6.1646	9.6588	3.9374	8.4273	9.1357	6.3994	5.0280	7.5709	82.3238		88.1754
	S	124.171	72.610	102.283	134.233	148.428	94.238	99.223	99.191	134.487	93.226	92.482	97.533	106.657		91.418
2	T	5.4563	7.4129	8.2568	4.3772	6.1478	9.5995	4.0989	9.1974	10.1539	6.5449	5.0640	7.7841	84.0937		
	S	128.834	74.042	103.716	135.205	148.834	94.820	95.314	90.885	121.001	91.154	91.825	94.861	104.412		
3	T	5.4635	7.2407	8.5165	4.4262	6.1782	9.7211	3.8279	8.3898	9.0830	6.3798	5.0773	7.4715	81.7755		
	S	128.664	75.803	100.553	133.708	148.101	93.634	102.062	99.634	135.268	93.512	91.584	98.830	107.372		
4	T	5.3876	7.3581	8.3404	4.3929	6.1518	9.6362	3.9615	8.4504	9.0316	6.3414	5.0993	7.6037	81.7549		
	S	130.476	74.593	102.677	134.722	148.737	94.459	98.620	98.919	136.038	94.079	91.189	97.112	107.399		
5	T	5.5006	7.7129	8.5179	4.5023	6.2921	9.7148	3.8010	8.4936	10.1241	7.0709	5.4647	7.9580	85.1529		
	S	127.796	71.162	100.537	131.448	145.420	93.695	102.784	98.416	121.358	84.373	85.092	92.788	103.113		
6	T	5.5841						4.1789	9.4200	9.4706	7.0311	5.4702	7.9808	233.5249	144.7722	88.6277
	S	125.885						93.489	88.738	129.732	84.850	85.006	92.523	37.599	9.812	90.951
7	T	5.5802	7.3786	8.5254	4.4393	6.2321	9.7165	3.7877	8.4224	9.1013	6.3907	5.0583	7.5534	82.1859		
	S	125.973	74.386	100.448	133.313	146.820	93.679	103.145	99.248	134.996	93.353	91.928	97.759	106.836		
8	T	5.4721	7.2746	8.3645	4.4143	6.2274	9.4697	3.8607	8.3191	9.1272	6.3112	5.0695	7.5598	81.4701		
	S	128.462	75.449	102.381	134.068	146.931	96.120	101.195	100.481	134.613	94.529	91.725	97.676	107.775		
9	T	5.4188	7.2798	8.3906	4.4455	6.2212	9.5008	3.8358	8.3602	9.0948	6.3128	5.0169	7.6181	81.4953		
	S	129.725	75.395	102.062	133.127	147.078	95.805	101.851	99.987	135.092	94.505	92.687	96.928	107.741		
10	T	5.4429	7.1512	8.5980	4.4598	6.1696	9.5367	3.9082	8.4633	9.0989	6.3295	5.0884	7.5122	81.7587		
	S	129.151	76.751	99.600	132.701	148.308	95.445	99.965	98.769	135.031	94.256	91.384	98.295	107.394		
11	T	5.3790	7.1947	8.5499	4.4094	6.1582	9.5387	3.9366	8.3839	9.1443	6.2306	5.1404	7.4489	81.5146		
	S	130.685	76.287	100.161	134.217	148.582	95.425	99.243	99.704	134.361	95.752	90.460	99.130	107.716		
12	T	5.3945	7.3914	8.4585	4.4002	6.1629	9.5421	3.8034	8.3649	9.0753	6.2923	5.0113	7.6062	81.5030		
	S	130.309	74.257	101.243	134.498	148.469	95.391	102.719	99.931	135.382	94.813	92.790	97.080	107.731		
13	T	5.5129													41.2402	
	S	127.511													34.446	

Event: Pro Mazda Royal Purple GP of Indy

Round 5 / 6

Track: Indianapolis Motor Speedway RC

2.439 mile(s)



Report: Section Data Report

Pro Mazda

Session: Qualifications - Race 2

May 11, 2018

Section Data for Car 78 - Wright, Kris (R)

Lap	T/SF to PI
1	T
	S
2	T
	S
3	T
	S
4	T
	S
5	T 84.9677
	S 94.191
6	T
	S
7	T
	S
8	T
	S
9	T
	S
10	T
	S
11	T
	S
12	T 86.0886
	S 92.964
13	T
	S

Event: Pro Mazda Royal Purple GP of Indy

Round 5 / 6

Track: Indianapolis Motor Speedway RC

2.439 mile(s)



Report: Section Data Report

Pro Mazda

Session: Qualifications - Race 2

May 11, 2018

Section Data for Car 79 - Malukas, David (R)

Lap	T/S	I6 to I7	I7 to I8	I8 to I9	I9 to SF	SF to I1	I1 to I2	I2 to I3A	I3A to I3	I3 to I4	I4 to I5A	I5A to I5	I5 to I6	Lap	PI to PO	PO to SF
1	T	5.5527	7.5904	11.0181	5.4976	6.7305	12.0501	6.0440	9.9638	9.1769	6.3947	5.1496	7.5022	92.6706		93.7316
	S	126.597	72.310	77.723	107.650	135.948	75.537	64.640	83.895	133.884	93.295	90.298	98.426	94.748		85.999
2	T	5.4107	7.1994	8.3898	4.3694	6.1530	9.6178	3.8394	8.2744	8.9790	6.3169	5.0234	7.4405	81.0137		
	S	129.919	76.237	102.072	135.446	148.708	94.640	101.756	101.024	136.834	94.444	92.567	99.242	108.382		
3	T	5.3551	12.8351	9.0189	4.4194	6.2035	9.6048	3.8326	8.2536	8.9727	6.3243	5.0233	7.4027	87.2460		
	S	131.268	42.763	94.952	133.914	147.497	94.768	101.936	101.278	136.931	94.333	92.569	99.749	100.640		
4	T	5.3921	7.2009	8.3451	4.3706	6.1378	9.8807	3.8347	8.2385	8.9528	6.3282	4.9621	7.4146	81.0581		
	S	130.367	76.222	102.619	135.409	149.076	92.122	101.881	101.464	137.235	94.275	93.710	99.589	108.322		
5	T	5.4089	7.2257	8.3544	4.3614	6.1312	9.5475	3.8943	8.2203	8.9349	6.3396	5.0197	7.4768	80.9147		
	S	129.963	75.960	102.505	135.695	149.237	95.337	100.321	101.688	137.510	94.105	92.635	98.760	108.514		
6	T	5.4050	7.2353	8.3149	4.3638	6.1463	9.5874	3.8589	8.3229	8.9920	6.4019	5.1433	7.4649	81.2366		
	S	130.056	75.859	102.991	135.620	148.870	94.940	101.242	100.435	136.637	93.190	90.409	98.917	108.084		
7	T	5.4459						4.3266	9.3752	9.3695	7.2694	5.4547	7.7008	276.2117	193.7347	86.9890
	S	129.080						90.298	89.162	131.131	82.069	85.248	95.887	31.789	7.333	92.665
8	T	5.5165	7.8933	9.4658	4.4776	6.2106	9.8288	3.8517	8.2758	8.9372	6.3088	5.0432	7.4231	83.2324		
	S	127.428	69.535	90.469	132.173	147.329	92.608	101.431	101.006	137.474	94.565	92.203	99.474	105.493		
9	T	5.4046	7.1742	8.2941	4.3442	6.0915	9.4207	3.8189	8.1566	8.9253	6.2941	4.9578	7.3792	80.2612		
	S	130.066	76.505	103.250	136.232	150.209	96.620	102.302	102.483	137.658	94.786	93.792	100.066	109.398		
10	T	5.3624	7.1777	8.2890	4.3384	6.0545	9.3969	3.8081	8.1995	8.8888	6.3263	4.9910	7.3963	80.2289		
	S	131.090	76.468	103.313	136.414	151.127	96.865	102.592	101.946	138.223	94.303	93.168	99.835	109.442		
11	T	5.3524	7.1276	8.3247	4.3213	6.0066	9.4293	3.8503	8.2727	8.7938	6.4894	5.0277	7.4407	80.4365		
	S	131.334	77.005	102.870	136.954	152.332	96.532	101.468	101.044	139.716	91.933	92.488	99.239	109.159		
12	T	5.3433	7.4668	8.2399	4.3248	6.0416	9.4404	40.3715	9.1078	9.1014	6.7546	5.1763	7.9502	119.3186		
	S	131.558	73.507	103.929	136.843	151.450	96.418	9.677	91.779	134.994	88.324	89.833	92.879	73.588		
13	T	6.7705														
	S	103.826														

Event: Pro Mazda Royal Purple GP of Indy

Round 5 / 6

Track: Indianapolis Motor Speedway RC

2.439 mile(s)



Report: Section Data Report

Pro Mazda

Session: Qualifications - Race 2

May 11, 2018

Section Data for Car 79 - Malukas, David (R)

Lap	T/SF to PI
1	T
	S
2	T
	S
3	T
	S
4	T
	S
5	T
	S
6	T 78.7588
	S 101.616
7	T
	S
8	T
	S
9	T
	S
10	T
	S
11	T
	S
12	T 121.2506
	S 66.005
13	T
	S

Event: Pro Mazda Royal Purple GP of Indy
Track: Indianapolis Motor Speedway RC
Report: Section Data Report
Session: Qualifications - Race 2

Round 5 / 6
2.439 mile(s)
Pro Mazda
May 11, 2018



Section Data for Car 8 - Lastochkin, Nikita

Lap	T/S	I6 to I7	I7 to I8	I8 to I9	I9 to SF	SF to I1	I1 to I2	I2 to I3A	I3A to I3	I3 to I4	I4 to I5A	I5A to I5	I5 to I6	Lap	PI to PO	PO to SF
1	T	5.4740	7.2802	8.4028	4.3830	6.1082	9.7180	3.8990	8.6664	9.1099	6.3637	5.2206	7.7266	82.3524		87.0155
	S	128.417	75.391	101.914	135.026	149.799	93.664	100.201	96.454	134.868	93.749	89.070	95.567	106.620		92.636
2	T	5.5157	7.4200	8.4389	4.3658	6.0274	9.8041	3.8975	8.3178	9.0630	6.3681	5.0403	7.5843	81.8429		
	S	127.446	73.971	101.478	135.558	151.807	92.841	100.239	100.496	135.566	93.684	92.256	97.360	107.284		
3	T	5.4485	7.2434	8.3754	4.3895	6.1138	9.7668	3.8967	8.2627	9.0523	6.3118	5.0874	7.5123	81.4606		
	S	129.018	75.774	102.247	134.826	149.661	93.196	100.260	101.167	135.726	94.520	91.402	98.293	107.787		
4	T	5.4081	7.3603	8.5292	4.4216	6.1566	9.6218	3.8376	8.2569	9.0578	6.3664	4.9731	7.6264	81.6158		
	S	129.982	74.571	100.404	133.847	148.621	94.601	101.804	101.238	135.644	93.709	93.503	96.823	107.582		
5	T	5.4535						4.2499	9.8189	10.7916	7.1764	5.6336	7.9081	230.2591	147.9892	86.3634
	S	128.900						91.927	85.133	113.851	83.132	82.540	93.374	38.133	9.599	93.336
6	T	5.6055	7.7564	8.4662	4.4250	6.1955	9.9562	3.8263	8.4335	9.1068	6.6573	5.3247	7.6434	83.3968		
	S	125.404	70.763	101.151	133.744	147.688	91.423	102.104	99.118	134.914	89.615	87.329	96.607	105.285		
7	T	5.4760	7.2347	8.4255	4.4108	6.1791	9.5922	3.7986	8.1509	9.0500	6.2655	4.9997	7.5740	81.1570		
	S	128.370	75.865	101.640	134.175	148.080	94.892	102.849	102.554	135.761	95.218	93.006	97.493	108.190		
8	T	5.4599	7.2407	8.6469	4.4278	6.1800	9.5741	3.8495	8.1498	9.0560	6.2360	4.9342	8.0635	81.8184		
	S	128.749	75.803	99.037	133.660	148.058	95.072	101.489	102.568	135.671	95.669	94.240	91.574	107.316		
9	T	5.4765	7.2004	8.4563	4.3918	6.1184	9.5871	3.8103	8.3768	9.0655	6.2346	5.0208	7.5253	81.2638		
	S	128.358	76.227	101.269	134.755	149.549	94.943	102.533	99.789	135.529	95.690	92.615	98.124	108.048		
10	T	5.4160	7.3592	8.5814	4.4039	6.0992	9.5683	3.7704	8.1943	9.0781	6.2730	5.0122	7.5326	81.2886		
	S	129.792	74.582	99.793	134.385	150.020	95.129	103.618	102.011	135.341	95.105	92.774	98.028	108.015		
11	T	5.4191	7.2201	8.6503	4.4112	6.1219	9.4583	3.8911	8.2486	9.0544	6.2410	5.0086	7.5096	81.2342		
	S	129.718	76.019	98.998	134.163	149.463	96.236	100.404	101.340	135.695	95.592	92.840	98.329	108.087		
12	T	5.4011	7.3092	8.4550	4.4106	6.1268	9.5764	3.8451	8.1613	9.0130	6.2908	5.0225	7.6452	81.2570		
	S	130.150	75.092	101.285	134.181	149.344	95.049	101.605	102.424	136.318	94.835	92.583	96.585	108.057		
13	T	5.5161													41.7374	
	S	127.437													34.036	

Event: Pro Mazda Royal Purple GP of Indy

Round 5 / 6

Track: Indianapolis Motor Speedway RC

2.439 mile(s)



Report: Section Data Report

Pro Mazda

Session: Qualifications - Race 2

May 11, 2018

Section Data for Car 8 - Lastochkin, Nikita

Lap	T/SF to PI
1	T
	S
2	T
	S
3	T
	S
4	T 78.0562
	S 102.531
5	T
	S
6	T
	S
7	T
	S
8	T
	S
9	T
	S
10	T
	S
11	T
	S
12	T 84.0628
	S 95.205
13	T
	S

Event: Pro Mazda Royal Purple GP of Indy
Track: Indianapolis Motor Speedway RC
Report: Section Data Report
Session: Qualifications - Race 2

Round 5 / 6
2.439 mile(s)
Pro Mazda
May 11, 2018



Section Data for Car 81 - Gutierrez, Andres (R)

Lap	T/S	I6 to I7	I7 to I8	I8 to I9	I9 to SF	SF to I1	I1 to I2	I2 to I3A	I3A to I3	I3 to I4	I4 to I5A	I5A to I5	I5 to I6	Lap	PI to PO	PO to SF
1	T	5.4858	7.4313	8.3853	4.3577	6.0380	10.1808	3.8854	8.6278	8.9795	6.4517	5.1167	7.5231	82.4631		89.0777
	S	128.141	73.858	102.127	135.810	151.540	89.406	100.551	96.886	136.827	92.470	90.879	98.152	106.477		90.492
2	T	5.4331	7.1491	8.4037	4.4046	6.1726	9.5650	3.8211	8.2967	9.0508	6.2043	5.0911	7.4968	81.0889		
	S	129.384	76.774	101.903	134.364	148.236	95.162	102.243	100.752	135.749	96.158	91.336	98.497	108.281		
3	T	5.4398	7.1109	8.4433	4.4098	6.1757	9.6140	3.7810	8.3336	9.0528	6.2070	5.0495	7.4788	81.0962		
	S	129.224	77.186	101.425	134.205	148.161	94.677	103.328	100.306	135.719	96.116	92.088	98.734	108.271		
4	T	5.4269	7.1168	8.4276	4.4177	6.1778	9.5344	3.7544	8.3784	9.0288	6.2201	5.0427	7.4884	81.0140		
	S	129.532	77.122	101.614	133.965	148.111	95.468	104.060	99.770	136.080	95.913	92.213	98.607	108.381		
5	T	5.4734						3.9900	9.1547	10.4162	8.8139	5.5503	7.6536	335.4791	250.5488	87.3825
	S	128.431						97.915	91.309	117.954	67.688	83.779	96.479	26.173	5.670	92.247
6	T	5.5053	7.1423	8.7145	4.4388	6.2377	9.6980	3.7372	8.2289	9.0631	6.2195	4.9897	7.4590	81.4340		
	S	127.687	76.847	98.269	133.328	146.689	93.857	104.539	101.582	135.565	95.923	93.192	98.996	107.822		
7	T	5.4629	7.1085	8.4200	4.4169	6.2280	9.4737	3.7285	8.2322	9.0896	6.1400	4.9533	7.5054	80.7590		
	S	128.678	77.212	101.706	133.989	146.917	96.079	104.783	101.541	135.169	97.165	93.877	98.384	108.723		
8	T	5.4598	7.1026	8.4265	4.4162	6.2193	9.4692	3.7251	8.2986	9.0585	6.1875	5.0245	7.5028	80.8906		
	S	128.751	77.276	101.627	134.011	147.123	96.125	104.878	100.729	135.634	96.419	92.547	98.418	108.547		
9	T	5.4627	7.1079	8.4327	4.4089	6.1517	9.4872	3.7484	8.2835	9.0631	6.1532	5.0009	7.4251	80.7253		
	S	128.683	77.219	101.553	134.233	148.739	95.943	104.226	100.913	135.565	96.956	92.983	99.448	108.769		
10	T	5.4300	7.1658	8.3945	4.3994	6.1471	9.5022	3.7704	8.2519	9.0575	6.1818	4.9982	7.4766	80.7754		
	S	129.458	76.595	102.015	134.522	148.851	95.791	103.618	101.299	135.649	96.508	93.033	98.763	108.701		
11	T	5.4268	7.1921	8.4366	4.4120	6.1751	9.4827	3.7402	8.3548	9.0748	6.1146	5.0560	7.5434	81.0091		
	S	129.534	76.315	101.506	134.138	148.176	95.988	104.455	100.051	135.390	97.568	91.970	97.888	108.388		
12	T	6.0454													39.9207	
	S	116.279													35.585	

Event: Pro Mazda Royal Purple GP of Indy

Round 5 / 6

Track: Indianapolis Motor Speedway RC

2.439 mile(s)



Report: Section Data Report

Pro Mazda

Session: Qualifications - Race 2

May 11, 2018

Section Data for Car 81 - Gutierrez, Andres (R)

Lap	T/SF to PI
1	T
	S
2	T
	S
3	T
	S
4	T 78.9737
	S 101.340
5	T
	S
6	T
	S
7	T
	S
8	T
	S
9	T
	S
10	T
	S
11	T 84.2605
	S 94.981
12	T
	S

Event: Pro Mazda Royal Purple GP of Indy
Track: Indianapolis Motor Speedway RC
Report: Section Data Report
Session: Qualifications - Race 2

Round 5 / 6
2.439 mile(s)
Pro Mazda
May 11, 2018



Section Data for Car 82 - Robb, Sting Ray

Lap	T/S	I6 to I7	I7 to I8	I8 to I9	I9 to SF	SF to I1	I1 to I2	I2 to I3A	I3A to I3	I3 to I4	I4 to I5A	I5A to I5	I5 to I6	Lap	PI to PO	PO to SF
1	T	5.4691	7.3417	8.8273	4.4182	6.1668	9.6981	3.8066	8.2359	9.0544	6.7683	5.2535	7.5037	82.5436		88.6762
	S	128.532	74.760	97.013	133.950	148.375	93.856	102.633	101.496	135.695	88.145	88.512	98.406	106.373		90.901
2	T	5.4643	7.2445	8.3563	4.3850	6.1744	9.4790	3.7846	8.1667	9.0401	6.2931	4.9993	7.4042	80.7915		
	S	128.645	75.763	102.481	134.964	148.193	96.026	103.229	102.356	135.910	94.801	93.013	99.728	108.680		
3	T	5.4164	7.3017	8.4027	4.3905	6.1647	9.5107	3.7496	8.2303	9.0551	6.2651	4.9845	7.4506	80.9219		
	S	129.783	75.169	101.915	134.795	148.426	95.706	104.193	101.565	135.684	95.224	93.289	99.107	108.505		
4	T	5.4009	7.1404	8.4114	4.3984	6.1705	9.4699	3.7672	8.2512	9.0300	6.3173	5.0175	7.4926	80.8673		
	S	130.155	76.867	101.810	134.553	148.286	96.118	103.706	101.308	136.062	94.438	92.676	98.552	108.578		
5	T	5.4408						4.2018	8.8042	9.1789	6.6393	5.1246	7.5708	292.2973	213.7564	81.4573
	S	129.201						92.980	94.944	133.854	89.858	90.739	97.534	30.039	6.646	98.957
6	T	5.5207	7.1745	8.3664	4.4004	6.2183	9.6031	3.7561	8.1820	9.0529	6.2845	4.9678	7.4899	81.0166		
	S	127.331	76.502	102.357	134.492	147.146	94.785	104.013	102.164	135.717	94.931	93.603	98.587	108.378		
7	T	5.4758	7.1134	8.3867	4.4007	6.1923	9.5448	3.7408	8.2400	9.0718	6.2095	4.9761	7.6171	80.9690		
	S	128.375	77.159	102.110	134.483	147.764	95.364	104.438	101.445	135.435	96.077	93.447	96.941	108.442		
8	T	6.6707	7.8120	8.7010	4.5155	6.3258	9.9536	3.8250	8.5002	9.0779	6.2555	4.9690	7.4850	84.0912		
	S	105.379	70.259	98.421	131.064	144.646	91.447	102.139	98.340	135.344	95.371	93.580	98.652	104.415		
9	T	5.4176	7.1153	8.4542	4.3953	6.1695	9.4625	3.7911	8.2962	9.0699	6.1206	5.0108	7.5352	80.8382		
	S	129.754	77.139	101.294	134.648	148.310	96.193	103.052	100.758	135.463	97.473	92.800	97.995	108.617		
10	T	5.4731	7.1250	8.4023	4.3881	6.1146	9.6168	3.8265	8.7110	9.1028	6.1856	5.0737	7.4626	81.4821		
	S	128.438	77.033	101.920	134.869	149.642	94.650	102.099	95.960	134.973	96.448	91.649	98.948	107.759		
11	T	5.4226	7.2293	8.6887	4.4329	6.1696	9.6034	3.8486	8.2426	9.0829	6.2049	5.1479	7.4895	81.5629		
	S	129.634	75.922	98.561	133.506	148.308	94.782	101.513	101.413	135.269	96.148	90.328	98.593	107.652		
12	T	5.4591	7.1792	8.3759	4.4024	6.1827	9.8404	4.0023	8.6629	9.2626	6.4125	5.2618	7.6710	82.7128		
	S	128.767	76.452	102.241	134.431	147.994	92.499	97.614	96.493	132.645	93.036	88.373	96.260	106.155		
13	T	6.1558													40.6227	
	S	114.194													34.970	

Event: Pro Mazda Royal Purple GP of Indy

Round 5 / 6

Track: Indianapolis Motor Speedway RC

2.439 mile(s)



Report: Section Data Report

Pro Mazda

Session: Qualifications - Race 2

May 11, 2018

Section Data for Car 82 - Robb, Sting Ray

Lap	T/SF to PI
1	T
	S
2	T
	S
3	T
	S
4	T 78.0618
	S 102.524
5	T
	S
6	T
	S
7	T
	S
8	T
	S
9	T
	S
10	T
	S
11	T
	S
12	T 83.1770
	S 96.219
13	T
	S

Event: Pro Mazda Royal Purple GP of Indy

Round 5 / 6

Track: Indianapolis Motor Speedway RC

2.439 mile(s)



Report: Section Data Report

Pro Mazda

Session: Qualifications - Race 2

May 11, 2018

Section Data for Car 83 - Finelli, Charles

Lap	T/S	I6 to I7	I7 to I8	I8 to I9	I9 to SF	SF to I1	I1 to I2	I2 to I3A	I3A to I3	I3 to I4	I4 to I5A	I5A to I5	I5 to I6	Lap	PI to PO	PO to SF
1	T	5.8731	7.7664	8.9279	4.4801	6.2484	10.5477	4.1592	9.3782	9.2860	7.0379	5.2731	7.7720	86.7500		89.0282
	S	119.691	70.672	95.920	132.099	146.437	86.296	93.932	89.133	132.311	84.768	88.183	95.009	101.215		90.542
2	T	5.6503	7.5988	8.6730	4.4512	6.2240	9.9556	3.9288	8.6066	9.1925	6.8057	5.2012	7.7976	84.0853		
	S	124.410	72.230	98.739	132.957	147.012	91.429	99.440	97.124	133.656	87.660	89.402	94.697	104.423		
3	T	5.6634	8.2575	8.7880	4.4373	6.1613	9.8629	3.9509	8.6296	9.2379	6.8578	5.2970	7.7419	84.8855		
	S	124.122	66.468	97.447	133.373	148.508	92.288	98.884	96.865	133.000	86.995	87.786	95.378	103.438		
4	T	5.6612	7.4648	8.7410	4.4739	6.2322	9.8506	3.8998	8.5293	9.2072	6.5557	5.1358	7.8544	83.6059		
	S	124.171	73.527	97.971	132.282	146.818	92.403	100.180	98.004	133.443	91.003	90.541	94.012	105.021		
5	T	5.6613	7.6612	8.7033	4.4496	6.2266	58.2189	4.3021	10.1116	9.5633	7.0868	5.5549	7.7861	135.3257		
	S	124.168	71.642	98.395	133.005	146.950	15.635	90.812	82.668	128.474	84.183	83.710	94.837	64.883		
6	T	5.8166	7.5898	8.7053	4.4877	6.2711	10.0319	3.9724	8.6632	9.2928	7.2896	5.1363	7.8413	85.0980		
	S	120.853	72.316	98.373	131.876	145.907	90.733	98.349	96.490	132.214	81.841	90.532	94.169	103.180		
7	T	5.7244	7.6728	16.9600	4.6575	6.3670	11.1518	3.9850	8.8324	9.1708	7.1484	5.4844	7.9047	95.0592		
	S	122.800	71.534	50.493	127.068	143.710	81.622	98.038	94.641	133.973	83.458	84.786	93.414	92.368		
8	T	5.8246	7.7336	8.5491	4.4325	6.1557	10.2586	3.9169	8.7713	9.2485	6.7439	5.3387	8.1875	85.1609		
	S	120.687	70.971	100.170	133.518	148.643	88.728	99.743	95.300	132.847	88.464	87.100	90.187	103.104		
9	T	5.7434	7.6776	8.7622	4.4590	6.2180	9.9024	3.9510	8.7740	9.1619	6.7853	5.2634	7.7500	84.4482		
	S	122.393	71.489	97.734	132.724	147.153	91.920	98.882	95.271	134.103	87.924	88.346	95.279	103.974		
10	T	5.6592	7.7357	8.7236	4.4562	6.2345	9.9859	3.8945	8.8173	9.2186	6.6949	5.2146	7.7946	84.4296		
	S	124.214	70.952	98.166	132.808	146.764	91.151	100.316	94.803	133.278	89.111	89.173	94.733	103.997		
11	T	5.6560	7.7307	8.5566	4.4657	6.1840	10.2310	4.2083	9.1161	9.3149	7.0641	5.1754	8.0526	85.7554		
	S	124.285	70.998	100.082	132.525	147.962	88.968	92.836	91.696	131.900	84.454	89.848	91.698	102.389		
12	T	5.7291	7.8081	8.5564	4.4771	6.2111	10.0841	3.9150	8.7090	9.1914	6.8257	5.3484	7.7056	84.5610		
	S	122.699	70.294	100.085	132.188	147.317	90.264	99.791	95.982	133.672	87.404	86.942	95.828	103.835		
13	T	5.6297	7.5963	8.5547	4.4507	6.2075	9.8713	4.0149	9.0014	9.0954	6.7408	5.2854	8.1634	84.6115		
	S	124.865	72.254	100.104	132.972	147.402	92.209	97.308	92.864	135.083	88.504	87.978	90.454	103.773		
14	T	6.2705													40.2999	
	S	112.105													35.250	

Event: Pro Mazda Royal Purple GP of Indy

Round 5 / 6

Track: Indianapolis Motor Speedway RC

2.439 mile(s)



Report: Section Data Report

Pro Mazda

Session: Qualifications - Race 2

May 11, 2018

Section Data for Car 83 - Finelli, Charles

Lap	T/SF to PI	
1	T	
	S	
2	T	
	S	
3	T	
	S	
4	T	
	S	
5	T	
	S	
6	T	
	S	
7	T	
	S	
8	T	
	S	
9	T	
	S	
10	T	
	S	
11	T	
	S	
12	T	
	S	
13	T	91.2218
	S	87.733
14	T	
	S	

Event: Pro Mazda Royal Purple GP of Indy

Round 5 / 6

Track: Indianapolis Motor Speedway RC

2.439 mile(s)



Report: Section Data Report

Pro Mazda

Session: Qualifications - Race 2

May 11, 2018

Section Data for Car 9 - Megennis, Robert (R)

Lap	T/S	I6 to I7	I7 to I8	I8 to I9	I9 to SF	SF to I1	I1 to I2	I2 to I3A	I3A to I3	I3 to I4	I4 to I5A	I5A to I5	I5 to I6	Lap	PI to PO	PO to SF
1	T	5.4275	7.2431	8.3228	4.3967	6.1565	9.6124	3.8429	8.3187	9.1166	6.3042	5.1824	7.4617	81.3855		86.5667
	S	129.517	75.777	102.894	134.605	148.623	94.693	101.663	100.486	134.769	94.634	89.727	98.960	107.887		93.117
2	T	5.4215	7.1889	8.3533	4.4051	6.1667	9.5133	3.8512	8.1857	9.0581	6.2086	5.1404	7.4558	80.9486		
	S	129.661	76.349	102.518	134.348	148.378	95.679	101.444	102.118	135.640	96.091	90.460	99.038	108.469		
3	T	5.3905	7.2054	8.4143	4.4098	6.1617	9.5421	3.8251	8.2495	9.0399	6.2993	5.1111	7.5192	81.1679		
	S	130.406	76.174	101.775	134.205	148.498	95.391	102.136	101.328	135.913	94.707	90.978	98.203	108.176		
4	T	5.4048	7.4502	8.3945	4.4122	6.1709	9.5814	3.8351	8.4660	9.0531	6.2565	5.0765	7.4813	81.5825		
	S	130.061	73.671	102.015	134.132	148.277	94.999	101.870	98.737	135.714	95.355	91.599	98.701	107.626		
5	T	5.4253	7.3840	8.4615	4.4178	6.1941	9.6211	3.8515	8.3348	9.0648	6.3010	5.1320	7.6316	81.8195		
	S	129.570	74.331	101.207	133.962	147.721	94.607	101.436	100.291	135.539	94.682	90.608	96.757	107.314		
6	T	5.5107						4.0866	9.1364	10.0765	6.7037	5.3547	7.5350	359.5298	276.5937	85.1515
	S	127.562						95.601	91.492	121.931	88.994	86.840	97.997	24.422	5.136	94.664
7	T	5.4317	7.1883	8.3422	4.3732	6.1725	9.6051	3.7731	8.1757	9.0293	6.1759	5.0064	7.3849	80.6583		
	S	129.417	76.355	102.654	135.328	148.238	94.765	103.544	102.243	136.072	96.600	92.881	99.989	108.859		
8	T	5.3877	7.1608	8.3216	4.3859	6.1375	9.5031	3.7981	8.1095	8.9901	6.1045	4.9921	7.3966	80.2875		
	S	130.474	76.648	102.909	134.937	149.084	95.782	102.862	103.078	136.665	97.730	93.147	99.831	109.362		
9	T	5.3836	7.1930	8.3804	4.3774	7.1118	13.3311	4.1660	9.2531	10.6684	7.0836	5.0873	7.4459	89.4816		
	S	130.573	76.305	102.186	135.199	128.659	68.278	93.779	90.338	115.166	84.221	91.404	99.170	98.125		
10	T	5.4045	7.1652	8.3740	4.4019	6.1162	9.4058	3.7976	8.1601	8.9967	6.1524	5.0471	7.4260	80.4475		
	S	130.068	76.601	102.265	134.446	149.603	96.773	102.876	102.439	136.565	96.969	92.132	99.436	109.144		
11	T	5.3867	7.1820	8.2997	4.3655	6.0462	9.7153	3.7738	8.3347	9.0777	6.2898	5.0153	7.4311	80.9178		
	S	130.498	76.422	103.180	135.567	151.335	93.690	103.525	100.293	135.347	94.851	92.716	99.367	108.510		
12	T	5.5234													40.1992	
	S	127.268													35.338	

Event: Pro Mazda Royal Purple GP of Indy

Round 5 / 6

Track: Indianapolis Motor Speedway RC

2.439 mile(s)



Report: Section Data Report

Pro Mazda

Session: Qualifications - Race 2

May 11, 2018

Section Data for Car 9 - Megennis, Robert (R)

Lap	T/SF to PI
1	T
	S
2	T
	S
3	T
	S
4	T
	S
5	T 79.2509
	S 100.985
6	T
	S
7	T
	S
8	T
	S
9	T
	S
10	T
	S
11	T 79.2647
	S 100.968
12	T
	S

Event: Pro Mazda Royal Purple GP of Indy
Track: Indianapolis Motor Speedway RC
Report: Section Data Report
Session: Qualifications - Race 2

Round 5 / 6
2.439 mile(s)
Pro Mazda
May 11, 2018



Section Data for Car 90 - Thompson, Parker (R)

Lap	T/S	I6 to I7	I7 to I8	I8 to I9	I9 to SF	SF to I1	I1 to I2	I2 to I3A	I3A to I3	I3 to I4	I4 to I5A	I5A to I5	I5 to I6	Lap	PI to PO	PO to SF
1	T	5.4626	7.2541	8.4272	4.4118	6.2236	9.5134	3.7284	8.1603	9.0997	6.3999	5.0181	7.5119	81.2110		88.9879
	S	128.685	75.663	101.619	134.144	147.021	95.678	104.785	102.436	135.019	93.219	92.665	98.299	108.118		90.583
2	T	5.4387	7.1949	8.3682	4.4128	6.2311	9.5420	3.7484	8.1340	9.0568	6.2979	4.9232	7.4613	80.8093		
	S	129.250	76.285	102.335	134.114	146.844	95.392	104.226	102.767	135.659	94.729	94.451	98.965	108.656		
3	T	5.4077	7.1034	8.4083	4.4165	6.2408	9.5334	3.7310	8.1775	9.0766	6.2638	4.9286	7.4411	80.7287		
	S	129.991	77.268	101.847	134.002	146.616	95.478	104.712	102.221	135.363	95.244	94.347	99.234	108.764		
4	T	5.4307	7.2230	8.4080	4.4267	6.2487	9.6466	3.7738	8.2532	9.0435	6.3990	5.0825	7.6290	81.5647		
	S	129.441	75.988	101.851	133.693	146.430	94.357	103.525	101.283	135.859	93.232	91.490	96.790	107.650		
5	T	5.4816	7.2191	8.4339	4.4124	6.2342	9.8954	3.8258	8.2707	9.0451	6.8008	5.0615	7.7392	82.4197		
	S	128.239	76.029	101.538	134.126	146.771	91.985	102.118	101.069	135.834	87.724	91.870	95.412	106.533		
6	T	5.5107						4.1202	9.0326	10.1627	7.2740	5.3499	7.7634	313.3027	229.8576	86.2995
	S	127.562						94.821	92.544	120.897	82.017	86.918	95.114	28.025	6.180	93.405
7	T	5.5147	7.4598	8.4590	4.4134	6.2547	9.9087	3.7441	8.1378	9.4615	9.5959	5.4779	7.4766	85.9041		
	S	127.469	73.576	101.237	134.096	146.290	91.861	104.346	102.719	129.856	62.171	84.887	98.763	102.212		
8	T	5.4147	7.0403	8.4315	4.4087	6.2409	9.5989	3.6939	8.3334	9.0619	6.3304	4.9934	7.4281	80.9761		
	S	129.823	77.960	101.567	134.239	146.613	94.826	105.764	100.308	135.583	94.242	93.123	99.408	108.432		
9	T	5.4288	7.1510	8.3700	4.4052	6.1869	9.4912	3.6875	8.1042	9.0285	6.3169	4.8746	7.3790	80.4238		
	S	129.486	76.753	102.313	134.345	147.893	95.902	105.948	103.145	136.084	94.444	95.392	100.069	109.177		
10	T	5.3780	7.1446	8.3751	4.3951	6.1598	9.4524	3.6926	8.1604	9.0119	6.2596	4.9175	7.4192	80.3662		
	S	130.709	76.822	102.251	134.654	148.544	96.296	105.801	102.435	136.335	95.308	94.560	99.527	109.255		
11	T	5.3923	7.1393	8.4188	4.4063	6.1689	9.5232	3.7179	8.1748	9.0227	6.3066	5.0193	7.4661	80.7562		
	S	130.363	76.879	101.720	134.312	148.325	95.580	105.081	102.254	136.172	94.598	92.642	98.902	108.727		
12	T	5.7411													39.2196	
	S	122.442													36.221	

Event: Pro Mazda Royal Purple GP of Indy

Round 5 / 6

Track: Indianapolis Motor Speedway RC

2.439 mile(s)



Report: Section Data Report

Pro Mazda

Session: Qualifications - Race 2

May 11, 2018

Section Data for Car 90 - Thompson, Parker (R)

Lap	T/SF to PI	
1	T	
	S	
2	T	
	S	
3	T	
	S	
4	T	
	S	
5	T	79.8652
	S	100.209
6	T	
	S	
7	T	
	S	
8	T	
	S	
9	T	
	S	
10	T	
	S	
11	T	84.5646
	S	94.640
12	T	
	S	

Event: Pro Mazda Royal Purple GP of Indy

Round 5 / 6

Track: Indianapolis Motor Speedway RC

2.439 mile(s)



Report: Section Data Report

Pro Mazda

Session: Qualifications - Race 2

May 11, 2018

Section Data for Car 91 - Serravalle, Antonio (R)

Lap	T/S	I6 to I7	I7 to I8	I8 to I9	I9 to SF	SF to I1	I1 to I2	I2 to I3A	I3A to I3	I3 to I4	I4 to I5A	I5A to I5	I5 to I6	Lap	PI to PO	PO to SF
1	T	5.5416	7.4332	8.4659	4.4175	6.1816	10.0813	3.8833	8.5382	9.1824	6.8775	5.2223	7.7605	83.5853		90.2071
	S	126.850	73.839	101.154	133.971	148.020	90.289	100.606	97.902	133.803	86.745	89.041	95.150	105.047		89.359
2	T	5.5536	7.3245	8.4643	4.4382	6.2173	10.2691	3.8859	8.7008	9.1628	6.6875	5.0740	7.6705	83.4485		
	S	126.576	74.935	101.174	133.346	147.170	88.637	100.538	96.073	134.090	89.210	91.644	96.266	105.219		
3	T	5.5143	7.3972	8.5919	4.4449	6.2425	9.8433	3.9173	8.6054	9.1694	6.5866	5.1819	7.7080	83.2027		
	S	127.478	74.199	99.671	133.145	146.576	92.472	99.732	97.138	133.993	90.576	89.735	95.798	105.530		
4	T	5.5441	7.3695	8.4778	4.4766	6.2632	9.9505	3.8746	8.4673	9.1295	6.4190	5.1969	7.8167	82.9857		
	S	126.793	74.478	101.012	132.203	146.091	91.476	100.832	98.722	134.579	92.941	89.476	94.466	105.806		
5	T	5.5688						4.4047	9.8594	10.2055	7.2380	5.5332	7.9734	360.2240	275.6415	87.3375
	S	126.231						88.697	84.783	120.390	82.425	84.038	92.609	24.375	5.154	92.295
6	T	5.6134	7.6197	8.5337	4.4438	6.2758	10.0991	3.8591	8.3643	9.1448	6.4270	5.1316	7.5543	83.0666		
	S	125.228	72.032	100.351	133.178	145.798	90.130	101.237	99.938	134.354	92.826	90.615	97.747	105.703		
7	T	5.4921	7.3046	8.3511	4.4282	6.2845	9.6330	3.8422	8.3222	9.1325	6.4618	5.0633	7.5932	81.9087		
	S	127.994	75.139	102.545	133.648	145.596	94.491	101.682	100.443	134.535	92.326	91.837	97.246	107.197		
8	T	5.5048	7.2567	8.3692	4.4248	6.2414	9.7612	3.7828	8.2917	9.1331	6.3802	5.0221	7.6465	81.8145		
	S	127.698	75.635	102.323	133.750	146.602	93.250	103.278	100.813	134.526	93.507	92.591	96.568	107.321		
9	T	5.4674	7.3060	8.5471	4.4548	6.2047	10.0294	5.2027	9.9677	9.1346	6.4701	5.1231	7.6875	85.5951		
	S	128.572	75.125	100.193	132.850	147.469	90.756	75.092	83.862	134.504	92.207	90.765	96.053	102.581		
10	T	5.5113	7.3086	8.5449	4.4375	6.1734	9.7420	3.8344	8.3058	9.0813	6.7737	5.2063	7.6813	82.6005		
	S	127.548	75.098	100.219	133.367	148.217	93.433	101.889	100.642	135.293	88.075	89.315	96.131	106.300		
11	T	5.5176	7.4456	8.5356	4.4299	6.1827	9.7802	3.8441	8.5980	9.2216	6.4518	5.1554	7.6559	82.8184		
	S	127.402	73.717	100.328	133.596	147.994	93.068	101.632	97.221	133.235	92.469	90.197	96.450	106.020		
12	T	5.7518														
	S	122.215														

Event: Pro Mazda Royal Purple GP of Indy

Round 5 / 6

Track: Indianapolis Motor Speedway RC

2.439 mile(s)



Report: Section Data Report

Pro Mazda

Session: Qualifications - Race 2

May 11, 2018

Section Data for Car 91 - Serravalle, Antonio (R)

Lap	T/SF to PI
1	T
	S
2	T
	S
3	T
	S
4	T 80.5733
	S 99.328
5	T
	S
6	T
	S
7	T
	S
8	T
	S
9	T
	S
10	T
	S
11	T 83.5933
	S 95.740
12	T
	S

Event: Pro Mazda Royal Purple GP of Indy

Track: Indianapolis Motor Speedway RC

Report: Section Data Report

Session: Qualifications - Race 2

Round 5 / 6

2.439 mile(s)








Pro Mazda

May 11, 2018

Section Data for Car

Report Support Information

Section Legend	
Name	Length
I6 to I7	0.195265 miles
I7 to I8	0.152462 miles
I8 to I9	0.237879 miles
I9 to SF	0.164394 miles
SF to I1	0.254167 miles
I1 to I2	0.252841 miles
I2 to I3A	0.108523 miles
I3A to I3	0.232197 miles
I3 to I4	0.341288 miles
I4 to I5A	0.165720 miles
I5A to I5	0.129167 miles
I5 to I6	0.205114 miles
I2 to I3	0.340720 miles
I4 to I5	0.294886 miles
Lap	2.439000 miles
PI to PO	0.394602 miles
PO to SF	2.239110 miles
SF to PI	2.223106 miles
PO to I2	0.307102 miles
I7 to PI	0.338826 miles
PO to PI	2.023201 miles

Color Legend	
	Fastest Lap
	Section Under Caution
	Section Under Green
	Section Time Data
	Section Speed Data

