

Event: Pro Mazda GP of Road America  
 Track: Road America  
 Report: Section Data Report  
 Session: Qualifications - Race 2

Round 8 / 9  
 4.014 mile(s)  
 Pro Mazda  
 June 22, 2018



Section Data for Car 1 - Cunha, Carlos

Lap	T/S	I12 to I13	I13 to I14	I14 to SF	SF to I1	I1 to I2	I2 to I3	I3 to I4	I4 to I5	I5 to I6	I6 to I7	I7 to I8	I8 to I9	I9 to I10	I10 to I11	I11 to I12
1	T	5.2750	4.0124	7.2614	5.7096	9.7617	9.0238	12.0098	10.5182	11.4301	7.8982	11.6458	7.8575	7.8559	9.0601	4.0380
	S	99.526	110.113	133.708	147.359	121.253	104.270	139.829	96.586	99.080	96.944	115.278	142.568	152.231	89.629	119.377
2	T	5.1721	4.0426	7.2763	5.6960	9.5084	8.8872	11.9932	10.4986	11.3248	7.7927	11.4492	7.8673	7.8932	8.7104	3.9320
	S	101.506	109.291	133.434	147.711	124.483	105.872	140.023	96.766	100.002	98.256	117.257	142.390	151.511	93.227	122.595
3	T	5.1354					10.5677	12.3694	11.7714	12.4217	8.3459	12.1880	8.0670	8.1245	8.7987	3.9951
	S	102.232					89.036	135.764	86.303	91.171	91.743	110.149	138.865	147.198	92.292	120.659
4	T	5.1218	3.9954	7.2397	5.6904	9.6180	8.8559	11.9671	10.4465	11.3172	7.7948	11.2037	7.7556	7.8452	8.5269	3.9105
	S	102.503	110.582	134.109	147.857	123.065	106.247	140.328	97.249	100.069	98.230	119.826	144.441	152.438	95.233	123.270
5	T	5.0073	3.9257	7.1804	5.6658	9.3358	8.6490	11.9277	10.2737	11.2264	7.8935	11.1747	7.7599	7.8352	8.3934	3.8966
	S	104.847	112.545	135.217	148.499	126.785	108.788	140.791	98.884	100.878	97.002	120.137	144.361	152.633	96.748	123.709
6	T	4.9861	3.9005	7.1642	5.6516	9.2544	8.7230	12.1690	12.4515	13.6543	8.7328	13.0238	8.9145	9.6260	9.4446	4.5884
	S	105.293	113.272	135.522	148.872	127.900	107.865	138.000	81.589	82.941	87.679	103.081	125.664	124.237	85.980	105.057
7	T	5.9995														
	S	87.507														

**Event:** Pro Mazda GP of Road America  
**Track:** Road America  
**Report:** Section Data Report  
**Session:** Qualifications - Race 2

**Round 8 / 9**  
**4.014 mile(s)**  
**Pro Mazda**  
**June 22, 2018**



**Section Data for Car 1 - Cunha, Carlos**

Lap	T/Slap	PI to PO	PO to SF	SF to PI
1	T	123.3575	129.0793	
	S	117.142	105.427	
2	T	122.0440		119.8683
	S	118.403		114.831
3	T	375.0935	247.9349	129.2002
	S	38.525	6.138	105.328
4	T	121.2887		
	S	119.141		
5	T	120.1451		
	S	120.275		
6	T	132.2847		132.4849
	S	109.237		103.895
7	T			
	S			

**Event:** Pro Mazda GP of Road America  
**Track:** Road America  
**Report:** Section Data Report  
**Session:** Qualifications - Race 2

**Round 8 / 9**  
**4.014 mile(s)**  
**Pro Mazda**  
**June 22, 2018**



**Section Data for Car 10 - Scott, Harrison (R)**

Lap	T/S	I12 to I13	I13 to I14	I14 to SF	SF to I1	I1 to I2	I2 to I3	I3 to I4	I4 to I5	I5 to I6	I6 to I7	I7 to I8	I8 to I9	I9 to I10	I10 to I11	I11 to I12
1	T	5.2045	4.0070	7.2414	5.6571	9.6712	9.0856	12.0093	10.6510	11.3948	7.8047	11.7939	7.8551	7.7923	8.5255	3.9586
	S	100.874	110.262	134.078	148.727	122.388	103.560	139.835	95.382	99.387	98.105	113.830	142.611	153.473	95.249	121.772
2	T	5.1041	3.9917	7.1975	5.6124	9.5010	8.7909	11.8851	10.4119	11.2813	7.7479	11.4656	7.7723	7.7331	8.5761	3.9576
	S	102.858	110.684	134.895	149.912	124.580	107.032	141.296	97.572	100.387	98.824	117.089	144.131	154.648	94.687	121.802
3	T	5.1557					10.4637	12.5133	11.2889	12.0755	8.4552	13.2231	7.9556	8.3225	9.1998	3.9887
	S	101.829					89.921	134.203	89.992	93.785	90.558	101.527	140.810	143.696	88.268	120.853
4	T	5.1435	3.9711	7.2098	5.6362	9.6171	8.8528	11.8855	10.4593	11.3327	7.7544	11.3768	7.7327	7.7211	8.3260	3.9106
	S	102.071	111.258	134.665	149.279	123.076	106.284	141.291	97.130	99.932	98.742	118.003	144.869	154.888	97.531	123.266
5	T	4.9880	3.9115	7.1481	5.5965	9.3592	8.7432	11.8652	10.3038	53.2406	55.5939					
	S	105.253	112.954	135.828	150.337	126.468	107.616	141.533	98.596	21.271	13.773					

**Event:** Pro Mazda GP of Road America  
**Track:** Road America  
**Report:** Section Data Report  
**Session:** Qualifications - Race 2

**Round 8 / 9**  
**4.014 mile(s)**  
**Pro Mazda**  
**June 22, 2018**



**Section Data for Car 10 - Scott, Harrison (R)**

Lap	T/SLap	PI to PO	PO to SF	SF to PI
1	T	122.6520	134.9501	
	S	117.816	100.840	
2	T	121.0285		118.7138
	S	119.397		115.947
3	T	323.7211	197.1464	128.9205
	S	44.638	7.719	105.557
4	T	120.9296		
	S	119.494		
5	T			
	S			

Event: Pro Mazda GP of Road America  
Track: Road America  
Report: Section Data Report  
Session: Qualifications - Race 2

Round 8 / 9  
4.014 mile(s)  
Pro Mazda  
June 22, 2018



Section Data for Car 2 - VeeKay, Rinus (R)

Lap	T/S	I12 to I13	I13 to I14	I14 to SF	SF to I1	I1 to I2	I2 to I3	I3 to I4	I4 to I5	I5 to I6	I6 to I7	I7 to I8	I8 to I9	I9 to I10	I10 to I11	I11 to I12
1	T	5.2576	3.9895	7.2365	5.6930	9.6546	9.0048	12.0139	10.5965	11.3489	7.8734	11.5192	7.8237	7.8370	8.5280	3.9226
	S	99.855	110.745	134.168	147.789	122.598	104.490	139.781	95.872	99.789	97.249	116.545	143.184	152.598	95.221	122.889
2	T	5.1995	3.9584	7.2087	5.6570	9.4761	8.8296	11.9640	10.4659	11.2433	7.7698	11.4032	7.8185	7.8369	8.5205	3.9144
	S	100.971	111.615	134.686	148.730	124.908	106.563	140.364	97.068	100.727	98.546	117.730	143.279	152.600	95.305	123.147
3	T	5.1573					10.2998	13.4877	11.7792	12.4683	9.2267	11.9242	7.8494	8.6827	9.5718	3.9444
	S	101.797					91.352	124.507	86.246	90.830	82.985	112.586	142.715	137.735	84.837	122.210
4	T	5.1668	3.9172	7.1919	5.6608	9.5790	8.7991	11.9092	10.4245	11.2923	7.7848	11.1817	7.7074	7.7914	8.4411	3.8924
	S	101.610	112.789	135.000	148.630	123.566	106.932	141.010	97.454	100.290	98.356	120.062	145.344	153.491	96.201	123.843
5	T	5.0744	3.9343	7.1857	5.6458	9.3583	8.6637	11.8629	10.2931	11.2097	8.0054	11.2601	7.7200	7.7733	8.4222	3.8923
	S	103.461	112.299	135.117	149.025	126.480	108.604	141.561	98.698	101.029	95.646	119.226	145.107	153.848	96.417	123.846
6	T	5.0373	3.9022	7.1613	5.9241	10.4035	9.4614	12.2763	11.5345	12.9115	9.1889	14.8263	9.6203	11.1313	10.3285	5.6369
	S	104.223	113.223	135.577	142.024	113.773	99.447	136.794	88.076	87.713	83.327	90.549	116.444	107.437	78.622	85.516
7	T	6.6185														
	S	79.323														

**Event:** Pro Mazda GP of Road America  
**Track:** Road America  
**Report:** Section Data Report  
**Session:** Qualifications - Race 2

**Round 8 / 9**  
**4.014 mile(s)**  
**Pro Mazda**  
**June 22, 2018**



**Section Data for Car 2 - VeeKay, Rinus (R)**

Lap	T/Slap	PI to PO	PO to SF	SF to PI
1	T	122.2992	131.4639	
	S	118.156	103.514	
2	T	121.2658		119.3131
	S	119.163		115.365
3	T	406.5550	276.9460	131.4710
	S	35.544	5.495	103.509
4	T	120.7396		
	S	119.682		
5	T	120.3012		
	S	120.119		
6	T	139.3443		144.5085
	S	103.703		95.251
7	T			
	S			

Event: Pro Mazda GP of Road America  
 Track: Road America  
 Report: Section Data Report  
 Session: Qualifications - Race 2

Round 8 / 9  
 4.014 mile(s)  
 Pro Mazda  
 June 22, 2018



Section Data for Car 27 - Guzman, Raul (R)

Lap	T/S	I12 to I13	I13 to I14	I14 to SF	SF to I1	I1 to I2	I2 to I3	I3 to I4	I4 to I5	I5 to I6	I6 to I7	I7 to I8	I8 to I9	I9 to I10	I10 to I11	I11 to I12
1	T	5.3110	4.0246	7.2284	5.6467	9.8110	9.0315	11.8969	10.7089	11.4420	7.8932	11.4450	7.8105	7.8115	8.5489	4.1271
	S	98.851	109.779	134.319	149.001	120.644	104.181	141.156	94.866	98.977	97.005	117.300	143.426	153.096	94.988	116.800
2	T	5.3740					10.4155	12.4359	11.6080	12.3784	8.3693	12.3471	8.2065	8.2924	8.7902	4.0273
	S	97.693					90.337	135.038	87.518	91.490	91.487	108.730	136.505	144.217	92.381	119.694
3	T	5.2092	3.9666	7.2189	5.6380	9.7464	8.9875	11.8977	10.6018	11.7181	7.9889	11.3483	7.9119	7.9373	8.4940	3.9093
	S	100.783	111.385	134.495	149.231	121.443	104.691	141.146	95.824	96.645	95.843	118.300	141.588	150.670	95.602	123.307
4	T	5.0021	3.9309	7.1867	5.6356	9.3657	8.7345	11.8541	10.2698	11.2829	7.7190	11.2750	7.7700	7.8087	8.4933	3.9226
	S	104.956	112.396	135.098	149.294	126.380	107.723	141.666	98.922	100.373	99.194	119.069	144.173	153.151	95.610	122.889
5	T	5.0095	3.9351	7.1906	5.6438	9.3605	8.6938	11.8503	10.4025	11.5472	8.9652	13.3732	8.4829	9.4288	9.2718	4.3726
	S	104.801	112.276	135.025	149.078	126.450	108.228	141.711	97.660	98.076	85.406	100.387	132.057	126.836	87.582	110.242
6	T	5.8873														
	S	89.175														

**Event:** Pro Mazda GP of Road America  
**Track:** Road America  
**Report:** Section Data Report  
**Session:** Qualifications - Race 2

**Round 8 / 9**  
**4.014 mile(s)**  
**Pro Mazda**  
**June 22, 2018**



**Section Data for Car 27 - Guzman, Raul (R)**

Lap	T/SLap	PI to PO	PO to SF	SF to PI	
1	T	122.7372		134.6643	120.4614
	S	117.734		101.054	114.265
2	T	445.9478	319.0124	129.0419	
	S	32.404	4.770	105.457	
3	T	122.5739			
	S	117.891			
4	T	120.2509			
	S	120.169			
5	T	127.5278			131.6433
	S	113.312			104.559
6	T				
	S				



Event: Pro Mazda GP of Road America  
Track: Road America  
Report: Section Data Report  
Session: Qualifications - Race 2

Round 8 / 9  
4.014 mile(s)  
Pro Mazda  
June 22, 2018



Section Data for Car 3 - Askew, Oliver (R)

Lap	T/S	I12 to I13	I13 to I14	I14 to SF	SF to I1	I1 to I2	I2 to I3	I3 to I4	I4 to I5	I5 to I6	I6 to I7	I7 to I8	I8 to I9	I9 to I10	I10 to I11	I11 to I12
1	T	5.5320					9.5362	12.1679	10.7502	11.6923	8.0190	11.6365	7.9019	7.9290	8.6271	3.9995
	S	94.902					98.667	138.012	94.501	96.859	95.483	115.370	141.767	150.827	94.127	120.526
2	T	5.2754	3.9962	7.2695	5.7059	9.6343	8.9407	12.0233	10.4358	11.3121	7.8480	11.5314	7.8665	7.8986	8.5068	3.9477
	S	99.519	110.560	133.559	147.455	122.856	105.239	139.672	97.348	100.114	97.564	116.421	142.405	151.408	95.458	122.108
3	T	5.1615					10.3841	12.2928	11.4286	12.4048	8.3290	11.9208	7.8393	7.8492	8.6449	3.9532
	S	101.715					90.611	136.610	88.892	91.295	91.930	112.618	142.899	152.361	93.933	121.938
4	T	5.2313	3.9729	7.1907	5.6157	9.6249	8.8208	11.8790	10.5802	11.4553	7.8585	11.4776	7.7761	7.8858	9.7043	4.0143
	S	100.357	111.208	135.023	149.823	122.976	106.669	141.369	96.020	98.863	97.434	116.967	144.060	151.653	83.679	120.082
5	T	5.1705	3.9977	7.2030	5.6260	9.4559	8.7676	11.9139	10.2733	11.2656	7.8531	12.0256	8.4538	8.9241	9.5519	5.0632
	S	101.538	110.518	134.792	149.549	125.174	107.317	140.955	98.888	100.527	97.501	111.637	132.512	134.009	85.014	95.206
6	T	6.7107														
	S	78.233														

**Event:** Pro Mazda GP of Road America  
**Track:** Road America  
**Report:** Section Data Report  
**Session:** Qualifications - Race 2

**Round 8 / 9**  
**4.014 mile(s)**  
**Pro Mazda**  
**June 22, 2018**



**Section Data for Car 3 - Askew, Oliver (R)**

Lap	T/Slap	PI to PO	PO to SF	SF to PI
1	T	188.6740	69.2912	122.1231
	S	76.589	21.963	111.432
2	T	122.1922		118.8685
	S	118.260		115.796
3	T	269.6750	144.3484	128.5041
	S	53.584	10.543	105.899
4	T	123.0874		
	S	117.400		
5	T	125.5452		129.7586
	S	115.101		106.078
6	T			
	S			

Event: Pro Mazda GP of Road America  
Track: Road America  
Report: Section Data Report  
Session: Qualifications - Race 2

Round 8 / 9  
4.014 mile(s)  
Pro Mazda  
June 22, 2018



Section Data for Car 78 - Sowery, Toby (R)

Lap	T/S	I12 to I13	I13 to I14	I14 to SF	SF to I1	I1 to I2	I2 to I3	I3 to I4	I4 to I5	I5 to I6	I6 to I7	I7 to I8	I8 to I9	I9 to I10	I10 to I11	I11 to I12
1	T	5.7826	4.0055	9.1911	5.9707	10.0573	9.3334	13.5742	11.2211	12.3373	8.2385	11.7601	8.2586	10.0274	9.7241	4.0084
	S	90.790	110.303	105.636	140.915	117.689	100.811	123.714	90.536	91.795	92.939	114.157	135.644	119.264	83.509	120.259
2	T	5.2716	3.9574	7.1543	5.5873	9.5872	8.9468	11.7946	10.4407	11.4061	7.8418	11.5051	7.7686	7.7540	8.4935	3.9652
	S	99.590	111.644	135.710	150.585	123.460	105.167	142.380	97.303	99.289	97.641	116.687	144.199	154.231	95.608	121.569
3	T	5.2280					10.2196	12.2546	12.1982	12.4869	8.5661	13.0200	7.9250	8.9480	9.0726	4.0126
	S	100.421					92.069	137.036	83.284	90.695	89.385	103.111	141.354	133.651	89.505	120.133
4	T	5.2810	3.9338	7.1444	5.5886	9.6764	8.9950	11.8753	10.5163	11.3684	7.8832	11.3784	7.6909	7.7268	8.4934	3.9107
	S	99.413	112.313	135.898	150.550	122.322	104.604	141.413	96.603	99.618	97.128	117.987	145.656	154.774	95.609	123.263
5	T	5.1406	3.8923	7.0772	5.5140	9.4064	8.7566	11.6524	10.4214	11.3615	7.9330	11.4424	7.6263	7.6678	8.6354	3.9494
	S	102.128	113.511	137.188	152.587	125.833	107.451	144.118	97.483	99.679	96.519	117.327	146.890	155.965	94.037	122.055
6	T	5.1809	3.9159	7.1288	5.5555	9.5298	8.7134	11.7526	10.3942	11.4236	8.3652	11.4953	8.0994	8.3344	9.6689	4.9791
	S	101.334	112.827	136.195	151.447	124.204	107.984	142.889	97.738	99.137	91.532	116.787	138.310	143.491	83.985	96.814
7	T	6.8738														
	S	76.377														

**Event:** Pro Mazda GP of Road America  
**Track:** Road America  
**Report:** Section Data Report  
**Session:** Qualifications - Race 2

**Round 8 / 9**  
**4.014 mile(s)**  
**Pro Mazda**  
**June 22, 2018**



**Section Data for Car 78 - Sowery, Toby (R)**

Lap	T/Slap	PI to PO	PO to SF	SF to PI
1	T	133.4903	150.7760	
	S	108.251	90.256	
2	T	121.4742		118.0700
	S	118.959		116.580
3	T	293.1113	166.9114	129.5800
	S	49.300	9.118	105.019
4	T	121.4626		
	S	118.970		
5	T	120.4767		
	S	119.944		
6	T	124.5370		127.7021
	S	116.033		107.786
7	T			
	S			

Event: Pro Mazda GP of Road America  
Track: Road America  
Report: Section Data Report  
Session: Qualifications - Race 2

Round 8 / 9  
4.014 mile(s)  
Pro Mazda  
June 22, 2018



Section Data for Car 79 - Malukas, David (R)

Lap	T/S	I12 to I13	I13 to I14	I14 to SF	SF to I1	I1 to I2	I2 to I3	I3 to I4	I4 to I5	I5 to I6	I6 to I7	I7 to I8	I8 to I9	I9 to I10	I10 to I11	I11 to I12
1	T	5.5706	4.0779	7.4785	6.2603	10.2605	9.3187	12.0060	10.9923	12.9674	10.4491	15.0568	12.6333	9.3219	9.1021	3.9877
	S	94.245	108.345	129.827	134.397	115.359	100.970	139.873	92.420	87.334	73.277	89.162	88.673	128.290	89.215	120.883
2	T	5.1974	4.0031	7.1686	5.5808	9.5697	8.8877	11.8200	10.4057	11.2949	7.7351	11.5700	7.7743	7.7234	8.5269	3.9403
	S	101.012	110.369	135.439	150.760	123.686	105.866	142.074	97.630	100.266	98.988	116.033	144.094	154.842	95.233	122.337
3	T	5.2480					10.3007	12.0821	11.5631	12.1378	8.3881	12.1514	7.8985	7.8243	8.9366	4.0880
	S	100.038					91.344	138.992	87.858	93.304	91.282	110.481	141.828	152.846	90.867	117.917
4	T	5.3048	3.9808	7.1489	5.5747	9.6924	8.9491	11.7227	10.8368	11.4157	7.8895	11.4207	7.7090	7.7319	8.5499	3.9138
	S	98.967	110.987	135.812	150.925	122.120	105.140	143.254	93.746	99.205	97.051	117.550	145.314	154.672	94.977	123.166
5	T	5.2027	3.9411	7.1028	5.5424	9.4049	8.7005	11.7255	10.3149	11.1583	7.6922	11.3162	7.6908	7.7115	8.4205	3.8908
	S	100.909	112.105	136.694	151.805	125.853	108.144	143.219	98.489	101.494	99.540	118.635	145.658	155.081	96.437	123.894
6	T	5.1619	3.9467	7.1134	5.5498	9.3898	8.6983	11.7317	10.2790	11.1672	7.6967	11.3073	7.6969	10.3663	10.0651	5.0580
	S	101.707	111.946	136.490	151.603	126.056	108.172	143.144	98.833	101.413	99.482	118.729	145.543	115.365	80.679	95.304
7	T	6.6459														
	S	78.998														

**Event:** Pro Mazda GP of Road America  
**Track:** Road America  
**Report:** Section Data Report  
**Session:** Qualifications - Race 2

**Round 8 / 9**  
**4.014 mile(s)**  
**Pro Mazda**  
**June 22, 2018**



**Section Data for Car 79 - Malukas, David (R)**

Lap	T/Slap	PI to PO	PO to SF	SF to PI
1	T	139.4831	140.7318	
	S	103.600	96.697	
2	T	121.1979		118.2029
	S	119.230		116.448
3	T	287.3055	163.7857	126.5802
	S	50.296	9.292	107.508
4	T	121.8407		
	S	118.601		
5	T	119.8151		
	S	120.606		
6	T	125.2281		126.7535
	S	115.393		108.593
7	T			
	S			

Event: Pro Mazda GP of Road America  
 Track: Road America  
 Report: Section Data Report  
 Session: Qualifications - Race 2

Round 8 / 9  
 4.014 mile(s)  
 Pro Mazda  
 June 22, 2018



Section Data for Car 8 - Lastochkin, Nikita

Lap	T/S	I12 to I13	I13 to I14	I14 to SF	SF to I1	I1 to I2	I2 to I3	I3 to I4	I4 to I5	I5 to I6	I6 to I7	I7 to I8	I8 to I9	I9 to I10	I10 to I11	I11 to I12
1	T	5.4984					9.6738	12.4492	10.8720	11.8523	8.1176	11.9546	7.9837	7.9492	8.7211	4.0349
	S	95.482					97.264	134.894	93.443	95.551	94.324	112.300	140.314	150.444	93.113	119.469
2	T	5.3509	4.0222	7.2734	5.7158	9.7905	9.0719	12.1194	10.5941	11.6862	7.9366	12.2623	8.0593	7.9653	8.8987	4.0345
	S	98.114	109.845	133.488	147.200	120.896	103.717	138.564	95.894	96.909	96.475	109.482	138.998	150.140	91.254	119.481
3	T	5.3456					10.4856	13.9673	12.3207	12.6624	8.5709	12.1799	7.9692	8.7823	9.7358	4.1263
	S	98.212					89.733	120.232	82.455	89.438	89.335	110.223	140.570	136.173	83.408	116.823
4	T	5.3169	4.0104	7.2700	5.6781	9.7586	8.9846	11.9928	10.6034	11.5710	7.9978	11.5448	7.8277	7.7869	8.5012	3.9465
	S	98.742	110.168	133.550	148.177	121.292	104.725	140.027	95.810	97.874	95.737	116.286	143.111	153.580	95.521	122.145
5	T	5.1801	3.9523	7.2192	5.6651	9.4877	8.9236	11.9878	10.4498	11.4555	8.2156	11.6172	7.8904	7.8493	8.5108	3.9464
	S	101.349	111.788	134.490	148.517	124.755	105.441	140.086	97.218	98.861	93.199	115.561	141.973	152.359	95.414	122.148
6	T	5.0955	3.9793	7.2226	5.6619	9.5433	8.9182	13.3423	11.9705	13.5016	10.4875	14.8246	10.2830	11.3862	10.5751	5.7422
	S	103.032	111.029	134.427	148.601	124.028	105.504	125.864	84.868	83.879	73.009	90.559	108.940	105.031	76.788	83.948
7	T	6.5574														
	S	80.062														

**Event:** Pro Mazda GP of Road America  
**Track:** Road America  
**Report:** Section Data Report  
**Session:** Qualifications - Race 2

**Round 8 / 9**  
**4.014 mile(s)**  
**Pro Mazda**  
**June 22, 2018**



**Section Data for Car 8 - Lastochkin, Nikita**

Lap	T/Slap	PI to PO	PO to SF	SF to PI
1	T	202.9966	81.5640	124.2930
	S	71.185	18.658	109.487
2	T	124.7811		122.9779
	S	115.806		111.927
3	T	299.7656	168.9350	132.5846
	S	48.206	9.008	102.639
4	T	122.7907		
	S	117.683		
5	T	122.3508		
	S	118.106		
6	T	142.5338		146.6697
	S	101.382		93.847
7	T			
	S			



Event: Pro Mazda GP of Road America  
Track: Road America  
Report: Section Data Report  
Session: Qualifications - Race 2

Round 8 / 9  
4.014 mile(s)  
Pro Mazda  
June 22, 2018



Section Data for Car 81 - Gutierrez, Andres (R)

Lap	T/S	I12 to I13	I13 to I14	I14 to SF	SF to I1	I1 to I2	I2 to I3	I3 to I4	I4 to I5	I5 to I6	I6 to I7	I7 to I8	I8 to I9	I9 to I10	I10 to I11	I11 to I12
1	T	5.3842	3.9849	7.2450	5.6686	9.8593	9.2375	11.9807	10.5814	11.5914	7.9853	11.6640	7.8426	7.8298	8.5989	3.9721
	S	97.508	110.873	134.011	148.425	120.053	101.858	140.169	96.009	97.702	95.886	115.098	142.839	152.738	94.436	121.358
2	T	5.2265	3.9840	7.2327	5.6497	9.5738	8.8884	11.9335	10.4783	11.3234	7.7703	11.5180	7.8236	7.8165	8.4454	3.9265
	S	100.450	110.898	134.239	148.922	123.633	105.858	140.723	96.954	100.014	98.540	116.557	143.186	152.998	96.152	122.767
3	T	5.2885					10.2542	12.2776	11.2360	12.1669	8.3782	11.9608	7.9724	8.0127	8.6927	4.0336
	S	99.272					91.758	136.779	90.416	93.080	91.390	112.242	140.513	149.252	93.417	119.508
4	T	5.1809	3.9171	7.2090	5.6907	9.6673	8.9043	11.8877	10.6467	12.1114	10.1244	13.3278	8.0349	7.9173	8.5966	3.9478
	S	101.334	112.792	134.680	147.849	122.437	105.669	141.265	95.420	93.507	75.627	100.729	139.420	151.050	94.461	122.105
5	T	5.1125	3.9252	7.1952	5.6453	9.4955	8.8118	11.9034	10.3848	11.2863	7.7777	11.3813	7.7492	7.8010	8.4561	3.9145
	S	102.689	112.559	134.938	149.038	124.652	106.778	141.079	97.827	100.343	98.446	117.957	144.560	153.302	96.031	123.144
6	T	5.0523	3.9161	7.1769	5.6467	9.3702	8.6560	11.8878	10.3726	11.2730	8.1013	11.5730	7.8099	7.8348	8.4703	3.9292
	S	103.913	112.821	135.283	149.001	126.319	108.700	141.264	97.942	100.461	94.513	116.003	143.437	152.641	95.870	122.683
7	T	5.0931	3.9245	7.1787	5.6313	9.3912	9.4778	12.9248	12.2843	14.2984	10.0029	16.1683	10.7482	11.1590	12.7993	5.8590
	S	103.081	112.579	135.249	149.408	126.037	99.275	129.930	82.700	79.205	76.546	83.033	104.225	107.170	63.445	82.274
8	T	6.7854														
	S	77.372														

**Event:** Pro Mazda GP of Road America  
**Track:** Road America  
**Report:** Section Data Report  
**Session:** Qualifications - Race 2

**Round 8 / 9**  
**4.014 mile(s)**  
**Pro Mazda**  
**June 22, 2018**



**Section Data for Car 81 - Gutierrez, Andres (R)**

Lap	T/SLap	PI to PO	PO to SF	SF to PI
1	T	123.4257	134.7303	
	S	117.078	101.005	
2	T	121.5906		119.0373
	S	118.845		115.632
3	T	256.5194	131.9548	126.9817
	S	56.333	11.533	107.168
4	T	127.1639		
	S	113.636		
5	T	120.8398		
	S	119.583		
6	T	121.0701		
	S	119.356		
7	T	146.9408		150.7390
	S	98.342		91.314
8	T			
	S			

**Event:** Pro Mazda GP of Road America  
**Track:** Road America  
**Report:** Section Data Report  
**Session:** Qualifications - Race 2

**Round 8 / 9**  
**4.014 mile(s)**  
**Pro Mazda**  
**June 22, 2018**



**Section Data for Car 82 - Robb, Sting Ray**

Lap	T/S	I12 to I13	I13 to I14	I14 to SF	SF to I1	I1 to I2	I2 to I3	I3 to I4	I4 to I5	I5 to I6	I6 to I7	I7 to I8	I8 to I9	I9 to I10	I10 to I11	I11 to I12
1	T	5.3412	4.0251	7.2648	5.6706	9.8398	9.0922	11.9772	10.6130	11.5655	7.8970	11.6638	7.8626	7.8557	8.5208	3.9589
	S	98.293	109.766	133.646	148.373	120.291	103.485	140.210	95.723	97.921	96.959	115.100	142.475	152.235	95.302	121.762
2	T	5.2683	3.9858	7.2119	5.6467	9.5559	8.8423	11.8923	10.3949	11.3245	7.8230	11.5008	7.8325	7.8320	8.4666	3.9487
	S	99.653	110.848	134.626	149.001	123.864	106.410	141.211	97.731	100.004	97.876	116.731	143.023	152.695	95.912	122.077
3	T	5.3958					10.1984	12.2511	11.6309	12.1204	8.3761	11.9327	7.9796	8.0187	8.7106	4.0354
	S	97.298					92.260	137.075	87.346	93.438	91.413	112.506	140.386	149.140	93.225	119.454
4	T	5.1810	3.9735	7.2415	5.7081	9.7792	9.0123	11.9792	10.5440	11.3611	7.8349	11.5283	7.8274	7.8486	8.4813	3.9381
	S	101.332	111.191	134.076	147.398	121.036	104.403	140.186	96.349	99.682	97.727	116.453	143.116	152.372	95.745	122.406
5	T	5.0824	3.9399	7.2028	5.6751	9.5100	8.7390	11.9274	10.4781	11.2421	7.7437	11.4085	7.8106	7.8571	8.5239	3.9329
	S	103.298	112.139	134.796	148.255	124.462	107.668	140.795	96.955	100.737	98.878	117.675	143.424	152.207	95.267	122.567
6	T	5.0550	3.9234	7.1961	5.6729	9.4746	8.7733	11.9440	10.3361	11.2470	7.7208	11.3384	7.8116	7.8468	8.4158	3.9179
	S	103.858	112.611	134.922	148.313	124.927	107.247	140.599	98.287	100.694	99.171	118.403	143.406	152.407	96.491	123.037
7	T	5.6650														
	S	92.674														

**Event:** Pro Mazda GP of Road America  
**Track:** Road America  
**Report:** Section Data Report  
**Session:** Qualifications - Race 2

**Round 8 / 9**  
**4.014 mile(s)**  
**Pro Mazda**  
**June 22, 2018**



**Section Data for Car 82 - Robb, Sting Ray**

Lap	T/Slap	PI to PO	PO to SF	SF to PI
1	T	123.1482		134.8273
	S	117.342		100.932
2	T	121.5262		118.3941
	S	118.908		116.260
3	T	289.9048	166.5548	126.4121
	S	49.845	9.137	107.651
4	T	122.2385		
	S	118.215		
5	T	121.0735		
	S	119.352		
6	T	120.6737		122.8431
	S	119.748		112.050
7	T			
	S			

**Event:** Pro Mazda GP of Road America  
**Track:** Road America  
**Report:** Section Data Report  
**Session:** Qualifications - Race 2

**Round 8 / 9**  
**4.014 mile(s)**  
**Pro Mazda**  
**June 22, 2018**



**Section Data for Car 83 - Finelli, Charles**

Lap	T/S	I12 to I13	I13 to I14	I14 to SF	SF to I1	I1 to I2	I2 to I3	I3 to I4	I4 to I5	I5 to I6	I6 to I7	I7 to I8	I8 to I9	I9 to I10	I10 to I11	I11 to I12
1	T	6.1234	4.2223	7.6246	5.9849	11.1342	10.1088	12.4541	11.7709	12.7838	8.7190	12.4947	8.0887	8.1958	9.4494	4.1348
	S	85.737	104.639	127.339	140.581	106.306	93.078	134.841	86.307	88.589	87.818	107.446	138.493	145.917	85.936	116.583
2	T	5.5420	4.0678	7.3229	5.7143	10.2230	9.5968	12.2262	10.8785	11.7853	8.2265	11.9388	8.0060	8.0125	8.9544	4.0357
	S	94.731	108.614	132.585	147.238	115.782	98.044	137.354	93.387	96.094	93.075	112.448	139.923	149.255	90.687	119.445
3	T	5.7124	4.0679	7.3423	5.7676	10.1424	9.5029	12.3007	10.8747	12.2362	8.2238	11.9692	8.0392	8.0825	8.8831	4.0361
	S	91.905	108.611	132.235	145.878	116.702	99.013	136.522	93.420	92.553	93.106	112.163	139.346	147.963	91.415	119.433
4	T	5.6149	4.0830	7.3511	5.7573	10.2300	9.4172	12.1353	10.8806	11.8767	8.2416	11.8216	7.9175	7.9647	8.9720	4.1291
	S	93.501	108.209	132.077	146.139	115.702	99.914	138.383	93.369	95.355	92.905	113.563	141.487	150.151	90.509	116.743
5	T	5.4724	4.0676	7.3181	5.7095	10.0213	9.2717	12.0990	11.0209	11.8872	8.1281	11.8085	7.9512	8.0002	8.9208	3.9885
	S	95.936	108.619	132.672	147.362	118.112	101.482	138.798	92.180	95.271	94.202	113.689	140.888	149.485	91.028	120.859
6	T	5.4994	4.1518	7.3726	5.7396	9.9559	9.2451	12.2032	10.7717	11.7589	8.1236	11.7702	7.9547	7.9988	8.8792	4.0430
	S	95.465	106.416	131.692	146.589	118.888	101.774	137.613	94.313	96.310	94.254	114.059	140.826	149.511	91.455	119.230
7	T	5.3357														
	S	98.394														

**Event:** Pro Mazda GP of Road America  
**Track:** Road America  
**Report:** Section Data Report  
**Session:** Qualifications - Race 2

**Round 8 / 9**  
**4.014 mile(s)**  
**Pro Mazda**  
**June 22, 2018**



**Section Data for Car 83 - Finelli, Charles**

Lap	T/SLap	PO to SF	SF to PI
1	T	133.2894	150.7457
	S	108.414	90.274
2	T	126.5307	
	S	114.205	
3	T	127.1810	
	S	113.621	
4	T	126.3926	
	S	114.329	
5	T	125.6650	
	S	114.991	
6	T	125.4677	122.0251
	S	115.172	112.801
7	T		
	S		

Event: Pro Mazda GP of Road America  
Track: Road America  
Report: Section Data Report  
Session: Qualifications - Race 2

Round 8 / 9  
4.014 mile(s)  
Pro Mazda  
June 22, 2018



Section Data for Car 9 - Megennis, Robert (R)

Lap	T/S	I12 to I13	I13 to I14	I14 to SF	SF to I1	I1 to I2	I2 to I3	I3 to I4	I4 to I5	I5 to I6	I6 to I7	I7 to I8	I8 to I9	I9 to I10	I10 to I11	I11 to I12
1	T	5.4602	4.0703	7.3043	5.7158	9.8761	9.2018	12.0855	10.6469	11.4395	7.9398	11.5133	7.8515	7.8668	8.5284	3.9288
	S	96.150	108.547	132.923	147.200	119.849	102.253	138.953	95.418	98.999	96.436	116.604	142.677	152.020	95.217	122.695
2	T	5.2443	4.0034	7.2633	5.6857	9.5583	8.8745	11.9498	10.4639	11.3428	7.7518	11.3750	7.8370	7.8530	8.5439	3.9457
	S	100.109	110.361	133.673	147.979	123.833	106.024	140.531	97.087	99.843	98.775	118.022	142.941	152.287	95.044	122.170
3	T	5.4621					10.4346	12.3494	11.3587	12.2469	8.5059	11.8749	7.8814	7.8946	8.5261	3.9266
	S	96.117					90.172	135.984	89.439	92.472	90.018	113.054	142.136	151.484	95.242	122.764
4	T	5.1512	3.9840	7.2464	5.6811	9.6765	8.7849	11.9471	10.4410	11.3025	7.7449	11.1628	7.7442	7.8081	8.4380	3.9354
	S	101.918	110.898	133.985	148.099	122.321	107.105	140.563	97.300	100.199	98.863	120.266	144.654	153.163	96.237	122.490
5	T	5.0472	3.9712	7.2253	5.6746	9.4180	8.7060	11.9533	10.3351	11.2773	8.4549	11.7104	7.8310	7.8881	8.5140	3.9382
	S	104.018	111.256	134.376	148.268	125.678	108.076	140.490	98.297	100.423	90.561	114.642	143.050	151.609	95.378	122.402
6	T	5.0526	3.9984	7.2495	5.6754	9.3335	9.0505	12.4239	13.7128	14.6566	10.1247	14.6044	10.7982	12.4196	12.7745	5.9554
	S	103.907	110.499	133.928	148.247	126.816	103.962	135.168	74.085	77.269	75.625	91.924	103.742	96.292	63.568	80.943
7	T	7.3942														
	S	71.002														

**Event:** Pro Mazda GP of Road America  
**Track:** Road America  
**Report:** Section Data Report  
**Session:** Qualifications - Race 2

**Round 8 / 9**  
**4.014 mile(s)**  
**Pro Mazda**  
**June 22, 2018**



**Section Data for Car 9 - Megennis, Robert (R)**

Lap	T/Slap	PI to PO	PO to SF	SF to PI
1	T	123.4290		133.7074
	S	117.075		101.778
2	T	121.6924		118.7066
	S	118.745		115.954
3	T	385.3634	261.6230	126.5968
	S	37.498	5.817	107.494
4	T	121.0481		
	S	119.377		
5	T	121.9446		
	S	118.500		
6	T	147.8300		151.5352
	S	97.750		90.834
7	T			
	S			



Event: Pro Mazda GP of Road America  
Track: Road America  
Report: Section Data Report  
Session: Qualifications - Race 2

Round 8 / 9  
4.014 mile(s)  
Pro Mazda  
June 22, 2018



Section Data for Car 90 - Thompson, Parker (R)

Lap	T/S	I12 to I13	I13 to I14	I14 to SF	SF to I1	I1 to I2	I2 to I3	I3 to I4	I4 to I5	I5 to I6	I6 to I7	I7 to I8	I8 to I9	I9 to I10	I10 to I11	I11 to I12
1	T	5.3795	4.0069	7.2417	5.6779	9.7754	9.1396	12.0444	10.5724	11.3983	7.9560	11.4286	7.7991	7.8500	8.6298	3.9256
	S	97.593	110.264	134.072	148.182	121.083	102.949	139.427	96.091	99.357	96.240	117.468	143.635	152.345	94.098	122.795
2	T	5.1864	3.9547	7.1881	5.6314	9.5396	8.9398	11.9356	10.3701	11.2266	7.7720	11.4074	7.7939	7.7782	8.4952	3.9090
	S	101.226	111.720	135.072	149.406	124.076	105.249	140.698	97.965	100.876	98.518	117.687	143.731	153.751	95.589	123.317
3	T	5.2159	3.9522	7.2201	5.6848	9.4478	8.8624	11.9898	10.4194	11.3599	7.8127	11.2871	7.8204	7.8958	8.5305	3.9146
	S	100.654	111.790	134.473	148.002	125.282	106.169	140.062	97.502	99.693	98.005	118.941	143.244	151.461	95.193	123.140
4	T	5.1786					10.6640	12.8943	14.9510	12.5960	8.5222	12.1892	7.9486	7.9176	8.7534	3.9421
	S	101.379					88.232	130.237	67.949	89.909	89.846	110.138	140.934	151.044	92.769	122.281
5	T	5.1432	3.9402	7.1980	5.6605	9.4678	8.8216	11.9095	10.2893	11.1489	7.7850	11.1918	7.7472	7.8319	8.3587	3.8927
	S	102.077	112.131	134.886	148.638	125.017	106.660	141.007	98.735	101.580	98.353	119.954	144.598	152.697	97.150	123.833
6	T	5.0375	3.9163	7.1802	5.6585	9.3209	8.6390	11.8579	10.1956	11.1529	7.7577	11.1796	7.7448	8.3655	9.7794	5.6386
	S	104.218	112.815	135.220	148.690	126.987	108.914	141.620	99.642	101.543	98.700	120.085	144.643	142.957	83.036	85.490
7	T	7.6928														
	S	68.246														

**Event:** Pro Mazda GP of Road America  
**Track:** Road America  
**Report:** Section Data Report  
**Session:** Qualifications - Race 2

**Round 8 / 9**  
**4.014 mile(s)**  
**Pro Mazda**  
**June 22, 2018**



**Section Data for Car 90 - Thompson, Parker (R)**

Lap	T/Slap	PI to PO	PO to SF	SF to PI
1	T	122.8252		134.7392
	S	117.650		100.998
2	T	121.1280		
	S	119.299		
3	T	121.4134		118.5848
	S	119.018		116.073
4	T	323.8467	194.2685	132.3000
	S	44.621	7.834	102.860
5	T	120.3863		
	S	120.034		
6	T	123.4244		128.7431
	S	117.079		106.915
7	T			
	S			

Event: Pro Mazda GP of Road America  
 Track: Road America  
 Report: Section Data Report  
 Session: Qualifications - Race 2

Round 8 / 9  
 4.014 mile(s)  
 Pro Mazda  
 June 22, 2018



Section Data for Car 91 - Serravalle, Antonio (R)

Lap	T/S	I12 to I13	I13 to I14	I14 to SF	SF to I1	I1 to I2	I2 to I3	I3 to I4	I4 to I5	I5 to I6	I6 to I7	I7 to I8	I8 to I9	I9 to I10	I10 to I11	I11 to I12
1	T	5.5357	4.1611	7.3758	5.7712	9.9835	9.3603	12.1769	10.7370	11.8269	8.0454	11.7793	7.9509	8.0296	8.7905	3.9863
	S	94.839	106.178	131.634	145.787	118.559	100.521	137.910	94.618	95.756	95.170	113.971	140.893	148.938	92.378	120.926
2	T	5.3867	4.0108	7.2965	5.7470	9.9516	9.1876	12.1394	10.5082	11.4362	7.8667	11.7241	7.9455	8.0092	8.7384	3.9745
	S	97.462	110.157	133.065	146.400	118.939	102.411	138.336	96.678	99.028	97.332	114.508	140.989	149.317	92.928	121.285
3	T	5.3932					10.2705	12.4692	11.3204	12.4283	8.2765	12.0282	7.9826	8.0847	8.7967	4.0495
	S	97.345					91.613	134.677	89.741	91.123	92.513	111.613	140.334	147.923	92.313	119.038
4	T	5.4531	4.0677	7.3347	5.7582	9.8035	9.1106	12.0972	10.5796	11.4171	7.8693	11.5670	7.8784	7.9509	8.6266	3.9434
	S	96.276	108.616	132.372	146.116	120.736	103.276	138.819	96.025	99.193	97.300	116.063	142.190	150.412	94.133	122.241
5	T	5.3097	3.9701	7.2723	5.7175	9.6789	9.0819	12.0872	10.4125	11.2993	7.8445	11.5505	7.8450	7.8759	8.6683	3.9408
	S	98.876	111.286	133.508	147.156	122.290	103.603	138.934	97.566	100.227	97.607	116.229	142.795	151.844	93.680	122.322
6	T	5.3111	3.9846	7.2817	5.7413	9.6323	9.0656	12.1808	10.4186	11.3435	7.7572	11.5389	7.8703	7.9461	8.6264	3.9447
	S	98.850	110.881	133.335	146.546	122.882	103.789	137.866	97.509	99.837	98.706	116.346	142.336	150.503	94.135	122.201
7	T	5.4593														
	S	96.166														

**Event:** Pro Mazda GP of Road America  
**Track:** Road America  
**Report:** Section Data Report  
**Session:** Qualifications - Race 2

**Round 8 / 9**  
**4.014 mile(s)**  
**Pro Mazda**  
**June 22, 2018**



**Section Data for Car 91 - Serravalle, Antonio (R)**

Lap	T/SLap	PI to PO	PO to SF	SF to PI
1	T	125.5104		133.0057
	S	115.133		102.314
2	T	123.9224		121.3307
	S	116.608		113.447
3	T	275.3600	151.5873	126.5259
	S	52.478	10.039	107.554
4	T	123.4573		
	S	117.048		
5	T	122.5544		
	S	117.910		
6	T	122.6431		121.9318
	S	117.825		112.887
7	T			
	S			

**Event:** Pro Mazda GP of Road America  
**Track:** Road America  
**Report:** Section Data Report  
**Session:** Qualifications - Race 2






**Round 8 / 9**  
**4.014 mile(s)**  
**Pro Mazda**  
**June 22, 2018**



**Section Data for Car**

**Report Support Information**

Section Legend	
Name	Length
I12 to I13	0.145833 miles
I13 to I14	0.122727 miles
I14 to SF	0.269697 miles
SF to I1	0.233712 miles
I1 to I2	0.328788 miles
I2 to I3	0.261364 miles
I3 to I4	0.466477 miles
I4 to I5	0.282197 miles
I5 to I6	0.314583 miles
I6 to I7	0.212689 miles
I7 to I8	0.372917 miles
I8 to I9	0.311174 miles
I9 to I10	0.332197 miles
I10 to I11	0.225568 miles
I11 to I12	0.133902 miles
Lap	4.014000 miles
PI to PO	0.422727 miles
PO to SF	3.780114 miles
SF to PI	3.823485 miles
PO to I2	0.328788 miles
I13 to PI	0.202083 miles
PO to PI	3.589773 miles

Color Legend	
	Fastest Lap
	Section Under Caution
	Section Under Green
	Section Time Data
	Section Speed Data

